SAK

Terminals		
TS 35	A.2	- A.57
TS 32	B.2	- B.70
TS 35 + TS 32	C.2	- C.5
Modular terminals for high-temperature applications	D.2	- D.3
Nuclear power terminal blocks	D.4	- D.9
TS 15	E.2	- E.15
Multipin terminal strips		
	F.2	- F.7
Other conductor connectors		
	G.2	- G.11
Busbar systems		
	H.2	- H.11
Accessories		
	I.2	- I.21
Tools		
	J.2	- J.24
Marking systems		
	K.2	- K.22
Technical dictionary		
	W.2	- W.29
Index		
Type Index	X.3	- X.11
Order Number Index	X.12	- X.23
The whole world of connection-technology	X.24	- X.25
Addresses abroad	X.26	- X.27

“SAK – A real classic that became synonymous with connection technology”

Or
“Once upon a time there was a company called Weidmüller that created the best terminals in the world using plastic and metal”.

Weidmüller has an interesting story to tell about SAK terminals. SAK (German abbreviation for "side-by-side mountable terminals") is the designation for a terminal that has proven itself on the market for more than 55 years. Using the side-by-side mounting principal, electrical terminals made of plastic replaced breakable porcelain constructions in switchgear cabinets.
One could as a result say: "SAK was the first family of terminals in the world that helped the electrical industry make a technological breakthrough”.
Further developments of the terminals and passive connection technology form the Weidmüller group's traditional core business.

SAK wire connections – synonymous with reliable connections and product variety.

This long-term experience in the market enabled many improvements to be made. Nobody can claim that any other terminal on this earth has had as much know-how put into it as the SAK.

A great deal of know-how has been put into the inconspicuous insulating body with "clamping function” for electrical wires. This is because terminals have to withstand all kinds of unfavourable conditions. The connections system is chosen according to the respective application.

When looked at more closely, the demands made of an allegedly trivial component such as a terminal are considerable. Appropriately, the EN 60 947-7-1 defines terminals and cable connectors as equipment for connecting and joining electrical wires. Terminals can be mounted side-by-side or staggered, have two or several, independently functioning connection points, and are insulated both from one another and their mountings. They are mounted, for example, onto mounting rails.

As well as joining the wiring, terminals are also equipped with further functions:
when fitted with markers, terminals make it possible to clearly arrange "electrical installations”. Moreover, they create a defined connection point that can be extended as required. From this point, the wiring is routed to individual devices in the switchgear cabinet or from the switchgear cabinet to the devices. Terminal blocks increase serviceability, because electrical measurements can be carried out on them, targeted circuits can be opened or protected with appropriate protective elements.

Furthermore, cross-connections can be used to distribute potentials.

A clamping yoke system is used for securing the wiring in SAK terminals (see figure 1). The tension clamp system optimally combines the specific features of steel and copper. This system has proven itself millions of times over in electrical installations: in rough and aggressive industrial atmospheres, in power stations, ships and railway vehicles as well as in building automation.

The clamping yoke and the terminal screw used in Weidmüller’s clamping yoke system are made from case-hardened steel. The clamping yoke unit with a highstrength terminal screw produces the required contact force and presses the conductor against the busbar, which is made either of copper or high-quality brass. The latter being tin coated.



Figure 1

High contact forces with the patented connection system



This ensures a "close fitting" and permanent contact with a low contact resistance. A gas-tight, vibration-resistant connection is created between the conductor and the busbar.

Because even a very good electrically conducting material is only as good as the contact force applied. Weidmüller's patented connection system guarantees high contact forces. This means that it is predestined for use in corrosion-promoting environments; in addition, it is maintenance free. A further aspect is mounting and maintenance on an international scale, made possible by the world-renowned screw connection. One decisive factor for a perfect terminal is the insulating material.

In order to meet the demands placed on terminals, it is necessary to use different insulating materials that are tailor-made for the application – thermoplastic or thermosetting plastic. All insulating materials used by Weidmüller are free from noxious substances and contain no paint pigments based on cadmium. The SAK family especially offers the option of specifically coordinating the terminals with material requirements in mind. In this case, Weidmüller offers the same construction with different insulation materials.

Plastics for terminals – thermoplastics and thermosetting plastics

Thermal plastics are a polyamide (PA), and are one of the most frequently used technical plastics. The advantage of this material is its good electrical and mechanical characteristics, its flexibility and its lack of fracture susceptibility. In addition, this material offers good fire resistance due to its chemical structure without the need for added flameproofing substances. Engineers speak of a so-called "inherent flame protection". The continuous operating temperature of the SAK range is 100 °C, and at the same time offering V2 fire resistance according to UL 94.

Thermosetting plastics possess high dimensional stability, absorb a negligible amount of water, have a very high tracking resistance and excellent fire resistance. The continuous operating temperature is higher in comparison with that of thermoplastics. With increased thermal load, the dimensional stability of thermosetting plastics is better than that of thermoplastics. Their disadvantage: Thermosetting plastics have less flexibility in comparison with thermoplastics.

A further advantage of the SAK family is the large choice of different locking mechanisms. Its mounting rail designs (MR) offer the user the highest possible degree of convenience: TS 35 and TS 32 as well as a combi foot.

Technical background to the screw connection

A spring element forms the basis for Weidmüller's clamping yoke. Turning the terminal screw expands the upper flank of thread slightly, and in so doing locks itself in position. This construction efficiently compensates all expansions in the diameter of the wire (temperature fluctuations).

This has the following advantages:

of course the terminals age when in use; nevertheless, the terminal point does not yield. Consequently, it is not necessary to retighten the terminal screw at a later date nor does the wire become loose: it is resistant to vibration.

The voltage drop remains consistently low.

Weidmüller's technology is completely maintenance free.

Separating the electrical and mechanical functions means that we use steel for a high contact force, and the good electrical conducting properties of copper for a low voltage drop.

SAK – The Classic

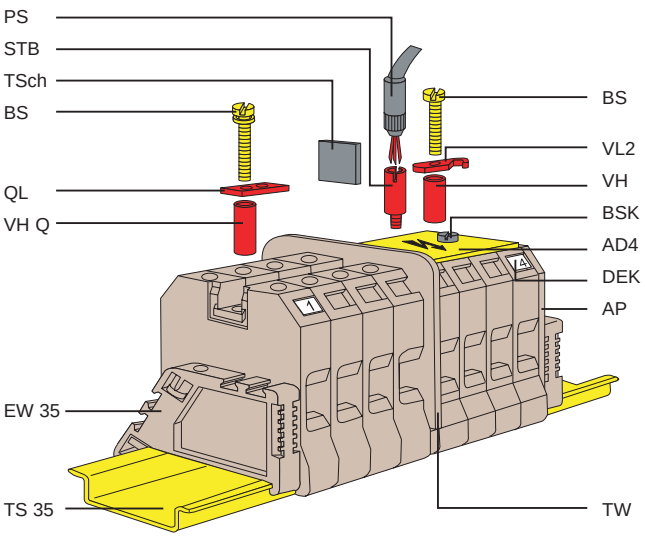

Legend

PS	Test plug
STB	Test socket screw
TSch	Small partition
BS	Fixing srew
QL	Cross-connection link
VH Q	Connection sleeve
EW 35	End brackets
TS 35	Mounting rail
VL	Connection link
BSK	Fixing srew
AD 4	Cover
DEK	Markers
AP	End plate
TW	Partition

The construction of the clamping yoke has been designed in such a manner to ensure that the connection between the wire and the busbar is gas-tight. The surface of the connection must make up at least 75% of the surface as a whole. Electricity is conducted with 100% efficiency at these points, because increased resistances due to soiling of the connection points do not arise. The SAK family is designed for wire cross-sections from 0.08 mm^2 to 240 mm^2.

A rundown on the SAK:

- PA 6.6, KrG
  Two different materials that can be used, depending on the application, at 100°C or 130°C.
- Three different types of clip-on foot for mounting rail designs 32, 35 or a combination of both.
- Maintenance free and vibration-resistant There is no need to check the terminal point, because the patented clamping yoke construction ensures that the screws remain captive in the terminal.

Separating the tasks completed by the components offers the following advantages:

- Low voltage drop and gas-tight enclosed (electrical components).
  Perfect busbars in combination with a special surface treatment in conjunction with a high interference-fit at the terminal point.
- High contact forces, not reliant on the cross-section (mechanical components).
  The clamping yoke is made of casehardened steel that, due to its design, can compensate any dimensional instability of the electrical wire.

The advantages of all SAK modular terminals:

- Separation of electrical and mechanical functions:
  – steel clamping yoke for the mechanical function
  – copper busbar for the electrical function
- Maintenance-free and vibration-proof screw connection
- Low voltage drop and gas-tight contact point
- High contact forces, not reliant on the cross-section
- Three different clip-on foot designs available
- Various insulation materials
- Large selection of special terminals with diverse connection systems
- Large range of accessories available



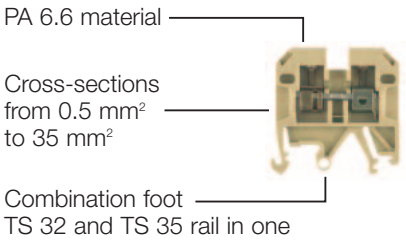



Product range

Clamp type	Rated cross-section 2.5 mm²	4 mm²	6 mm²	10 mm²	16 mm²	35 mm²	Flat blade connection	Push-on connection	Spring connection	Solder connection
Modular feed-through terminals										
PA 6.6 / TS 32	•	•	•	•	•	•		•	•	•
KRG / TS 32	•	•	•	•	•	•	•	•	•	•
PA 6.6 / TS 35	•	•	•	•	•	•		•	•	•
KRG / TS 35	•	•	•	•	•	•	•			
PA 6.6 / comb. foot	•	•	•	•	•	•				
PA 6.6 / TS 15	•	•						•		•
Modular 2-tier terminals		•								
Modular PE terminals										
PA 6.6 / TS 32	•	•		•	•	•				
PA 6.6 / TS 35	•	•	•	•	•	•				
PA 6.6 / TS 15	•	•								
Modular fuse terminals										
PA 6.6 / TS 32				•						
PA 6.6 / TS 35				•						
KrG / TS 32				•	•					
KrG / TS 35				•	•					
PA 6.6 / TS 15		•								
PA 6.6 / comb. foot		•								
Modular 2-tier fuse terminals										
PA 6.6 / TS 32		•								
PA 6.6 / TS 35		•								
PA 6.6 / comb. foot		•								
Modular disconnect terminals										
TS 35		•		•						
PA 6.6 / TS 15		•								
Modular 2-tier disconnect terminals		•						•		
Modular ceramic terminals		•		•						

Content

Modular feed-through terminals		
TS 35 / PA	A.2	- A.6
TS 35 / KrG	A.7	- A.10
Spring Loaded Terminal		
TS 35 / PA	A.11	
Double Deck Terminal		
TS 35 / PA	A.12	- A.13
Modular PE terminals		
TS 35 / PA	A.14	- A.17
Disconnect terminals		
TS 35 / PA	A.18	- A.19
TS 35 / KrG	A.20	- A.21
Fuse terminals		
TS 35 / PA	A.22	- A.23
TS 35 / KrG	A.24	- A.27
Fuse inserts and gauge rings for Weidmüller fuse terminals	A.28	- A.29
Installation terminals		
TS 35 / PA	A.30	- A.31
Modular disconnect test terminals		
TS 35 / KrG	A.32	- A.33
Feed-through terminals for thermocouples		
TS 35 / PA	A.34	
Modular terminals with screwless connection		
With tab connection		
TS 35 / PA	A.36	- A.40
With solder connection		
TS 35 / PA	A.41	
Special terminal - SAKG		
TS 35 / KRG	A.42	- A.47
Stud Terminal - KST		
TS 35 / PA	A.48	- A.49
Modular terminals with electronic components		
TS 45 / PA	A.50	- A.57

Modular feed-through terminals

TS 35 / PA

SAKD 2.5/35 — 2.5 mm²

SAK 2.5 — 2.5 mm²

When using ATEX certified components in hazardous area applications the installation instructions and the rated data for accessories in the technical appendix must be considered.





		SAKD 2.5/35	SAK 2.5
Width/Length/Height with TS35x7.5	mm	**5** x 44 x 38	**6.1** x 44.1 x 40
Max. current / max. cond. cross-section	A/mm²	**24 / 4**	**41 / 6**
Max. clamping range	mm²	**0.08 ... 4**	**0.13 ... 6**

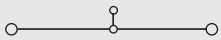

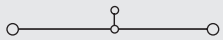

Technical data

		SAKD 2.5/35	SAK 2.5
Rated data		IEC 60947-7-1	IEC 60947-7-1
		IEC / UL / CSA / EN 50019	**IEC / UL / CSA / EN 50019**
Rated voltage	V	500 / 300 / 300	800 / 600 / 600
Rated current	A	24 / 20 / 20	24 / 20 / 25
Rated cross-section	mm²	2.5 / AWG 28…12 / AWG 22…12	2.5 / AWG 22…12 / AWG 26…10
Rated impulse voltage / Pollution severity	kV/-	6 / 3	8 / 3
Plug gauge IEC 60-947-1 / flammability class acc. UL 94		A2 / V2	A3 / V2
Approvals			
Clampable conductors (H05V/H07V)		**Rated connection / Additional connection**	**Rated connection / Additional connection**
Solid / stranded	mm²	0.5…4 / 0.5…4	0.5…6 / 0.5…4
Flexible / flexible w. wire end ferrule	mm²	0.5…4 / 0.5…2.5	0.5…4 / 0.5…4
Tightening torque range (clamping screw)	Nm	0.4…0.6 (M 2.5)	0.4…0.6 (M 2.5)
Stripping length / blade size	mm / -	10 / 3.5 x 0.6	10 / 3.5 x 0.6
2 clampable conductors of equal cross-section			
Solid / stranded	mm²	0.5…0.75	
Flexible / flexible w. wire end ferrule	mm²	0.5…0.75 / 0.5…0.75	
Information		Use of twin wire end ferrules on request	The rated voltage is 630/690 V when using wire end ferrules without end cover or partition plates.

Order data

Version	SAKD 2.5/35 Type	Qty.	Order No.	SAK 2.5/35 Type	Qty.	Order No.
beige	SAKD 2.5/35	100	**0268860000**	SAK 2.5/35	100	**0380460000**
blue	SAKD 2.5/35 BL	100	**0268880000**	SAK 2.5/35 BL	100	**0380480000**

Information

Accessories

	SAKD 2.5/35 Type	Current [A]	Qty.	Order No.	SAK 2.5/35 Type	Current [A]	Qty.	Order No.
Cross-connection, screwable								
2-pole	Q 2 SAKD2.5N	24	50	**0367800000**	Q 2 SAK2.5	41	50	**0337000000**
3-pole	Q 3 SAKD2.5N	24	50	**0367900000**	Q 3 SAK2.5	41	50	**0337100000**
4-pole	Q 4 SAKD2.5N	24	50	**0368000000**	Q 4 SAK2.5	41	50	**0337200000**
(Q) 10-pole	Q 10 SAKD2.5N	24	20	**0368100000**	Q 10 SAK2.5	41	20	**0368700000**
Connecting sleeve								
Fixing screw								
Fuse cartridges								
Cross-connection saddle								
Cross-connection saddle								
Connecting sleeve								
Fixing screw								
Socket / Test plug								
Socket	STB 8.5/D4/2.3/M2.5 AKZ		50	**0215700000**	STB 8.5/5/2.3/M3 SAK2.5		50	**0280600000**
Test plug	PS 2.3 RT		20	**0180400000**	PS 2.3 RT		20	**0180400000**
End plate		**Width [mm]**				**Width [mm]**		
beige	AP SAKD2.5N	1.5	20	**0150960000**	AP SAK2.5	1.5	20	**0279560000**
blue	AP SAKD2.5N BL	1.5	20	**0150980000**	AP SAK2.5 BL	1.5	20	**0279580000**
Partition / Partition disc		**Width [mm]**				**Width [mm]**		
beige	TW SAKD2.5N	1.5	20	**191860000**	TW SAK2.5	2.5	20	**0302860000**
blue	TW SAKD2.5N BL	1.5	20	**0191880000**	TW SAK2.5 BL	1.5	20	**0302880000**
Partition disc	TSCH 3 SAKD2.5 N	5	100	**0366860000**	TSCH 1	2	100	**0319160000**
Cover / fixing screw (plastic)								
Cover					AD 3 SAK2.5		50	**0297900000**
Fixing screw (plastic)					BFSC M3X22 PA/RT		100	**0128900000**
Marking systems								
	DEK 5				DEK 6			
Detailed information on all versions in chapter accessories.								

Modular feed-through terminals

SAK 4 — 4 mm²



6.5 x 45 x 44
41 / 6
0.13 ... 6

IEC 60947-7-1

IEC	UL	CSA	EN 50019
800	600	600	
32	30	36	
4	AWG 22…12	AWG 26…10	
	8 / 3		
	A4 / V2		

Rated connection	Additional connection
0.5…6 / 0.5…4	
0.5…4 / 0.5…4	
0.5…1.0 (M 3)	
12 / 3.5 x 0.6	
1.5…1.5	
0.5…1.5	

To use twin ferrules is the rated voltage 630/690 V.

Type	Qty.	Order No.
SAK 4/35	100	**0443660000**
SAK 4/35 BL	100	**0443680000**

Type	Current [A]	Qty.	Order No.
Q 2 SAK4	41	50	**0336700000**
Q 3 SAK4	41	50	**0336800000**
Q 4 SAK4	41	50	**0336900000**
Q 10 SAK4	41	20	**0368800000**
VL 2 SAK4		50	**0197000000**
VH 19/5/3.5 SAK4-16		50	**0285100000**
BFSC M3X25		100	**0292500000**
STB 14/D5/2.3/M3 SAK2.5		50	**0168600000**
PS 4 F.STB 4		20	**0299600000**
Width [mm]			
AP SAK4-10	1.5	20	**0117960000**
AP SAK4-10 BL	1.5	20	**0117980000**
Width [mm]			
TW 4 SAK4-10	1.5	20	**0130160000**
TW 4 SAK4-10 BL	1.5	20	**0130180000**
TSCH 1	2	100	**0319160000**
AD 4 SAK4		50	**0285300000**
BFSC M3X22 PA/RT		100	**0128900000**

DEK 6,5

SAK 6 — 6 mm²



8 x 45 x 44
57 / 10
0.33 ... 10

IEC 60947-7-1

IEC	UL	CSA	EN 50019
800	600	600	
41	40	47	
6	AWG 22…8	AWG 20…8	
	8 / 3		
	A5 / V2		

Rated connection	Additional connection
0.5…10 / 0.5…6	
0.5…10 / 0.5…6	
0.8…1.6 (M 3.5)	
12 / 4.0 x 0.8	

To use twin ferrules is the rated voltage 630/690 V.

Type	Qty.	Order No.
SAK 6/35	100	**0380560000**
SAK 6/35 BL	100	**0380580000**

Type	Current [A]	Qty.	Order No.
Q 2 SAK6N	57	50	**0456700000**
Q 3 SAK6N	57	50	**0456800000**
Q 4 SAK6N	57	50	**0456900000**
Q 10 SAK6N	57	20	**0457000000**
VL 2 SAK6N/SAKT		50	**0194700000**
VH 19/5/3.5 SAK4-16		50	**0285100000**
BFSC M3X25		100	**0292500000**
STB 14/D6/4/M3 SAK10		50	**0169900000**
PS 4 F.STB 4		20	**0299600000**
Width [mm]			
AP SAK4-10	1.5	20	**0117960000**
AP SAK4-10 BL	1.5	20	**0117980000**
Width [mm]			
TW 4 SAK4-10	1.5	20	**0130160000**
TW 4 SAK4-10 BL	1.5	20	**0130180000**
TSCH 1	2	100	**0319160000**
AD 4 SAK6N		50	**0196600000**
BFSC M3X22 PA/RT		100	**0128900000**

DEK 8 / DEK 5

SAK 10 — 10 mm²



10 x 45 x 51.5
76 / 16
1.5 ... 16

IEC 60947-7-1

IEC	UL	CSA	EN 50019
800	600	600	
57	60	65	
10	AWG 14…6	AWG 14…6	
	8 / 3		
	B6 / V2		

Rated connection	Additional connection
1.5…10 / 1.5…16	
1.5…16 / 1.5…10	
2.0…2.4 (M 4)	
12 / 5.5 x 1.0	

Tightening torque 2 Nm for 10 and 16 mm² stranded and AWG 6/7 wire.

Type	Qty.	Order No.
SAK 10/35	100	**0443760000**
SAK 10/35 BL	100	**0443780000**

Type	Current [A]	Qty.	Order No.
Q 2 SAK10	57	50	**0457100000**
Q 3 SAK10	57	50	**0457200000**
Q 4 SAK10	57	50	**0457300000**
Q 10 SAK10	57	20	**0457400000**
VL 2 SAK6/10/SAKB		50	**0135900000**
VH 19/5/3.5 SAK4-16		50	**0285100000**
BFSC M3X25		100	**0292500000**
STB 14/D6/4/M3 SAK10		50	**0169900000**
PS 4 F.STB 4		20	**0299600000**
Width [mm]			
AP SAK4-10	1.5	20	**0117960000**
AP SAK4-10 BL	1.5	20	**0117980000**
Width [mm]			
TW 4 SAK4-10	1.5	20	**0130160000**
TW 4 SAK4-10 BL	1.5	20	**0130180000**
TSCH 1	2	100	**0319160000**
AD 4 SAK10		50	**0178600000**
BFSC M3X22 PA/RT		100	**0128900000**

DEK 5

Modular feed-through terminals

TS 35 / PA

When using ATEX certified components in hazardous area applications the installation instructions and the rated data for accessories in the technical appendix must be considered.

Width/Length/Height with TS35x7.5	mm
Max. current / max. cond. cross-section	A/mm²
Max. clamping range	mm²

SAK 16

12 x 50 x 57.5	
76 / 16	
2.5 ... 16	

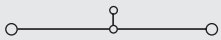

IEC 60947-7-1

IEC	UL	CSA	EN 50019
1000	600	600	
76	80	87	
	AWG 12…6	AWG 10…6	
	8 / 3		
	B6		

Rated connection	Additional connection
2.5…16 / 4…16	
4…16 / 4…16	
2.0…2.4 (M 4)	
15 / 5.5 x 1.0	

Installation of the QL side by side use a TW/AP.

SAK 35/35



18 x 58 x 60	
150 / 50	
2.5 ... 50	

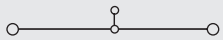

IEC 60947-7-1

IEC	UL	CSA	EN 50019
800	600	600	
125	100	145	
35	AWG 12…2	AWG 12…2	
	8 / 3		
	B8 / V2		

Rated connection	Additional connection
2.5…16 / 4…50	
2.5…35 / 2.5…35	
4.0…5.0 (M 6)	
18 / 6,5 x 1,2	
2.5…10 / 10…16	
2.5…16 / 2.5…16	

Installation of the QL side by side use a TW/AP.

Technical data

Rated data	
Rated voltage	V
Rated current	A
Rated cross-section	mm²
Rated impulse voltage / Pollution severity	kV/-
Plug gauge IEC 60-947-1 / flammability class acc. UL 94	
Approvals	
Clampable conductors (H05V/H07V)	
Solid / stranded	mm²
Flexible / flexible w. wire end ferrule	mm²
Tightening torque range (clamping screw)	Nm
Stripping length / blade size	mm / -
2 clampable conductors of equal cross-section	
Solid / stranded	mm²
Flexible / flexible w. wire end ferrule	mm²
Information	

Order data

Version	Type	Qty.	Order No.
beige	SAK 16/35 PA	50	**0380660000**
blue	SAK 16/35 BL	50	**0380680000**
Information			

Type	Qty.	Order No.
SAK 35/35	20	**0380760000**
SAK 35/35 BL	20	**0380780000**

Accessories

Cross-connection, screwable

(Q)

Type	Current [A]	Qty.	Order No.
2-pole Q 2 SAK16	76	50	**0457500000**
3-pole Q 3 SAK16	76	50	**0457600000**
4-pole Q 4 SAK16	76	50	**0457700000**
10-pole Q 10 SAK16	76	20	**0457800000**
Connecting sleeve			
Fixing screw			
Fuse cartridges			
Cross-connection saddle			
Cross-connection saddle VL 2 SAK16/SAKA		50	**0135800000**
Connecting sleeve VH 19/5/3.5 SAK4-16		50	**0285100000**
Fixing screw BFSC M3X25		100	**0292500000**
Socket / Test plug			
Socket STB 14/D6/4/M3 SAK10		50	**0169900000**
Test plug PS 4 F.STB 4		20	**0299600000**
End plate	**Width [mm]**		
beige AP SAK16	1.5	20	**0271160000**
blue AP SAK16 BL	1.5	20	**0271180000**
Partition / Partition disc	**Width [mm]**		
beige			
blue			
Partition disc TSCH 1	2	100	**0319160000**
Cover / fixing screw (plastic)			
Cover AD 4 SAK16		50	**0518200000**
Fixing screw (plastic) BFSC M3X22 PA/RT		100	**0128900000**
Marking systems			
DEK 5			

Type	Current [A]	Qty.	Order No.
QL 2 SAK35	99	20	**0123600000**
QL 3 SAK35	99	20	**0123700000**
QL 4 SAK35	99	20	**0123800000**
QL 10 SAK35	99	20	**0338600000**
VH 17/8/5 SAK35		50	**0267000000**
BFSC M4X30		50	**0267100000**
SS M4 D 128-A 4		100	**0136400000**
VL 2 SAK35		50	**0124000000**
VH 24.5/8/5 SAK35		50	**0298700000**
BFSC M4X35		50	**0298900000**
STB 16/D7/4/M4 SAK35		50	**0140200000**
PS 4 F.STB 4		20	**0299600000**
Width [mm]			
AP SAK35/TW SAK16	1.5	10	**0303660000**
AP SAK35/TW SAK16 BL	1.5	10	**0303680000**
Width [mm]			
TW SAK35	1.5	20	**0304360000**
AD 4 SAK35		50	**0178700000**
BFSC M4X32 PA/RT		100	**0129100000**
DEK 5			

Detailed information on all versions in chapter accessories.

Modular feed-through terminals

SAK 35/35/IK — 35 mm²

Hexagon socket head screw



18 x 58 x 60
150 / 50
2.5 ... 50

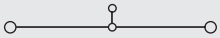

IEC 60947-7-1

IEC	UL	CSA	EN 50019
800	600	600	
125	100	145	
35	AWG 12…2	AWG 12…2	
	8 / 3		
	B8 / V2		

Rated connection	Additional connection
2.5…16 / 4…50	
2.5…35 / 2.5…35	
4.0…6.0 (M 6)	
18 / S 4 (DIN 6911)	
2.5…10 / 10…16	
2.5…16 / 2.5…16	

Installation of the QL side by side use a TW/AP.

Type	Qty.	Order No.
SAK 35/35/IK	20	**0582460000**

Type	Current [A]	Qty.	Order No.
QL 2 SAK35	99	20	**0123600000**
QL 3 SAK35	99	20	**0123700000**
QL 4 SAK35	99	20	**0123800000**
QL 10 SAK35	99	20	**0338600000**
VH 17/8/5 SAK35		50	**0267000000**
BFSC M4X30		50	**0267100000**
SS M4 D 128-A 4		100	**0136400000**
VL 2 SAK35		50	**0124000000**
VH 24.5/8/5 SAK35		50	**0298700000**
BFSC M4X35		50	**0298900000**
STB 16/D7/4/M4 SAK35		50	**0140200000**
PS 4 F.STB 4		20	**0299600000**
Width [mm]			
AP SAK35/TW SAK16	1.5	10	**0303660000**
AP SAK35/TW SAK16 BL	1.5	10	**0303680000**
Width [mm]			
TW SAK35	1.5	20	**0304360000**
AD 4 SAK35		50	**0178700000**
BFSC M4X32 PA/RT		100	**0129100000**
DEK 5			

SAK 35N/35 — 35 mm²



16 x 63 x 60
150 / 50
2.5 ... 50

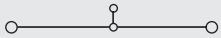

IEC 60947-7-1

IEC	UL	CSA	EN 50019
1000	600	600	
125	105	120	
35	AWG 12…2	AWG 12…2	
	8 / 3		
	B8 / V2		

Rated connection	Additional connection
2.5…16 / 4…50	
2.5…35 / 1.5…35	
4.0…5.0 (M 6)	
18 / 6,5 x 1,2	
2.5…10 / 10…16	
2.5…16 / 2.5…16	

Installation of the QL side by side use a TW/AP.

Type	Qty.	Order No.
SAK 35N/35	20	**0608260000**

Type	Current [A]	Qty.	Order No.
QL 2 SAK35N	99	50	**0564900000**
QL 3 SAK35N	99	50	**0565000000**
QL 4 SAK35N	99	50	**0565100000**
QL 10 SAK35N	99	20	**0565200000**
VH 17/8/5 SAK35		50	**0267000000**
BFSC M4X30		50	**0267100000**
SS M4 D 128-A 4		100	**0136400000**
STB 16/D7/4/M4 SAK35		50	**0140200000**
PS 4 F.STB 4		20	**0299600000**
Width [mm]			
AP SAK35/TW SAK16	1.5	10	**0303660000**
AP SAK35/TW SAK16 BL	1.5	10	**0303680000**
Width [mm]			
TW SAK35	1.5	20	**0304360000**
AD 4 SAK35N		50	**0576700000**
BFSC M4X32 PA/RT		100	**0129100000**
DEK 5			

SAK 35N/35/IK — 35 mm²

Hexagon socket head screw



16 x 63 x 60
150 / 50
2.5 ... 50

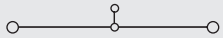

IEC 60947-7-1

IEC	UL	CSA	EN 50019
1000	600	600	
125	105	120	
35	AWG 12…2	AWG 12…2	
	8 / 3		
	B8 / V2		

Rated connection	Additional connection
2.5…16 / 4…50	
2.5…35 / 1.5…35	
4.0…6.0 (M 6)	
18 / S 4 (DIN 6911)	
2.5…10 / 10…16	
2.5…16 / 2.5…16	

Installation of the QL side by side use a TW/AP.

Type	Qty.	Order No.
SAK 35N/35/IK	20	**0608360000**

Type	Current [A]	Qty.	Order No.
QL 2 SAK35N	99	50	**0564900000**
QL 3 SAK35N	99	50	**0565000000**
QL 4 SAK35N	99	50	**0565100000**
QL 10 SAK35N	99	20	**0565200000**
VH 17/8/5 SAK35		50	**0267000000**
BFSC M4X30		50	**0267100000**
SS M4 D 128-A 4		100	**0136400000**
STB 16/D7/4/M4 SAK35		50	**0140200000**
PS 4 F.STB 4		20	**0299600000**
Width [mm]			
AP SAK35/TW SAK16	1.5	10	**0303660000**
AP SAK35/TW SAK16 BL	1.5	10	**0303680000**
Width [mm]			
TW SAK35	1.5	20	**0304360000**
AD 4 SAK35N		50	**0576700000**
BFSC M4X32 PA/RT		100	**0129100000**
DEK 5			

Modular feed-through terminals

TS 35 / PA

SAK 70/35 — 70 mm²



When using ATEX certified components in hazardous area applications the installation instructions and the rated data for accessories in the technical appendix must be considered.

Width/Length/Height with TS35x7.5	mm	**22** x 75 x 87
Max. current / max. cond. cross-section	A/mm²	**192 / 70**
Max. clamping range	mm²	**16 ... 70**

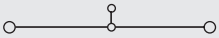

Technical data

IEC 60947-7-1

Rated data	IEC	UL	CSA	EN 50019
Rated voltage	1000	600	600	
Rated current	192	145	150	
Rated cross-section	70	AWG 4…2/0	AWG 4…2/0	
Rated impulse voltage / Pollution severity		8 / 3		
Plug gauge IEC 60-947-1 / flammability class acc. UL 94		B11 / V2		
Approvals				

Clampable conductors (H05V/H07V)	Rated connection	Additional connection
Solid / stranded mm²	16…16 / 16…70	
Flexible / flexible w. wire end ferrule mm²	16…70 / 16…35	
Tightening torque range (clamping screw) Nm	6.0…12 (M 8)	
Stripping length / blade size mm / -	24 / S6 (DIN 6911)	
2 clampable conductors of equal cross-section		
Solid / stranded mm²		
Flexible / flexible w. wire end ferrule mm²		

Information

Tightening torque 12 Nm for 70 mm² stranded wire.

Order data

Version	Type	Qty.	Order No.
beige	SAK 70/35	10	**0139160000**
blue			

Information

Accessories

Cross-connection, screwable	Type	Current [A]	Qty.	Order No.
2-pole	QL 2 SAK70	192	20	**0345300000**
3-pole	QL 3 SAK70	192	5	**0167000000**
4-pole				
(Q) 10-pole				
Connecting sleeve	VH 30.5/11/5.5 SAK70		20	**0345500000**
Fixing screw	BFSC M5X45		20	**0345600000**
Fuse cartridges	SS M5 D 128-A 5		50	**0346100000**
Cross-connection saddle				
Cross-connection saddle				
Connecting sleeve				
Fixing screw				
Socket / Test plug				
Socket	STB 16/D7/4/M5 SAK70		50	**0385400000**
Test plug	PS 4 F.STB 4		20	**0299600000**
End plate		**Width [mm]**		
beige	AP SAK70/35	2	10	**0340960000**
blue				
Partition / Partition disc		**Width [mm]**		
beige				
blue				
Partition disc				
Cover / fixing screw (plastic)				
Cover	AD 3 SAK70		10	**0344300000**
Fixing screw (plastic)	BFSC M5X45 PA/NA		50	**0344400000**
Marking systems				
	DEK 5			

Detailed information on all versions in chapter accessories.

Modular feed-through terminals

TS 35 / KrG

SAK 2.5	2.5 mm²

SAK 4	4 mm²

When using ATEX certified components in hazardous area applications the installation instructions and the rated data for accessories in the technical appendix must be considered.





		SAK 2.5	SAK 4
Width/Length/Height with TS35x7.5	mm	**6.1** x 49.5 x 40	**6.5** x 45 x 44
Max. current / max. cond. cross-section	A/mm²	**32 / 6**	**41 / 6**
Max. clamping range	mm²	**0.13 ... 6**	**0.13 ... 6**

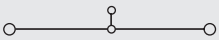

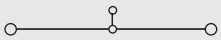

Technical data

		SAK 2.5	SAK 4
Rated data			
Rated voltage	V	IEC 60947-7-1	IEC 60947-7-1
Rated current	A		
Rated cross-section	mm²		
Rated impulse voltage / Pollution severity	kV/-		
Plug gauge IEC 60-947-1 / flammability class acc. UL 94			
Approvals			

IEC	UL	CSA	EN 50019
800	600	600	
24	20	25	
2.5	AWG 22…12	AWG 26…10	
	8 / 3		
	A3 / 5VA		

IEC	UL	CSA	EN 50019
800	600	600	
32	30	36	
4	AWG 22…12	AWG 26…10	
	8 / 3		
	A4 / 5VA		

		SAK 2.5	SAK 4
Clampable conductors (H05V/H07V)		**Rated connection** / **Additional connection**	**Rated connection** / **Additional connection**
Solid / stranded	mm²	0.5…6 / 0.5…4	0.5…6 / 0.5…4
Flexible / flexible w. wire end ferrule	mm²	0.5…4 / 0.5…2.5	0.5…4 / 0.5…4
Tightening torque range (clamping screw)	Nm	0.4…0.6 (M 2.5)	0.5…1.0 (M 3)
Stripping length / blade size	mm / -	10 / 3.5 x 0.6	12 / 3.5 x 0.6
2 clampable conductors of equal cross-section			
Solid / stranded	mm²		1.5…1.5
Flexible / flexible w. wire end ferrule	mm²		0.5…1.5
Information		The rated voltage is 630/690 V when using wire end ferrules without end cover or partition plates.	To use twin ferrules is the rated voltage 630/690 V.

Order data

Version	SAK 2.5 Type	Qty.	Order No.	SAK 4 Type	Qty.	Order No.
yellow	SAK 2.5/35 KRG	100	**0380420000**	SAK 4/35 KRG	100	**0443620000**
blue	SAK 2.5/35 KRG/BL	100	**0380470000**	SAK 4/35 KRG/BL	100	**0443670000**

Information

Accessories

Cross-connection, screwable	SAK 2.5 Type	Current [A]	Qty.	Order No.	SAK 4 Type	Current [A]	Qty.	Order No.
2-pole	Q 2 SAK2.5	41	50	**0337000000**	Q 2 SAK4	41	50	**0336700000**
3-pole	Q 3 SAK2.5	41	50	**0337100000**	Q 3 SAK4	41	50	**0336800000**
4-pole	Q 4 SAK2.5	41	50	**0337200000**	Q 4 SAK4	41	50	**0336900000**
(Q) 10-pole	Q 10 SAK2.5	41	20	**0368700000**	Q 10 SAK4	41	20	**0368800000**
Connecting sleeve								
Fixing screw								
Fuse cartridges								
Cross-connection saddle								
Cross-connection saddle					VL 2 SAK4		50	**0197000000**
Connecting sleeve					VH 19/5/3.5 SAK4-16		50	**0285100000**
Fixing screw					BFSC M3X25		100	**0292500000**
Socket / Test plug								
Socket	STB 8.5/5/2.3/M3 SAK2.5		50	**0280600000**	STB 14/D5/2.3/M3 SAK2.5		50	**0168600000**
Test plug	PS 2.3 RT		20	**0180400000**	PS 2.3 RT		20	**0180400000**
End plate		**Width [mm]**				**Width [mm]**		
yellow	AP SAK2.5 KRG	1.5	20	**0279520000**	AP SAK4-10 KRG	1.5	20	**0117920000**
blue	AP SAK2.5 KRG BL	1.5	20	**0279570000**	AP SAK4-10 KRG/BL	1.5	20	**0117970000**
Partition / Partition disc		**Width [mm]**				**Width [mm]**		
yellow	TW SAK2.5 KRG	2.5	20	**0302820000**	TW SAK4-10 KRG	2.5	20	**0130120000**
blue	TW SAK2.5 KRG/BL	2.5	20	**0302870000**	TW SAK4-10 KRG/BL	2.5	20	**0130170000**
Partition disc	TSCH 1	2	100	**0319160000**	TSCH 1	2	100	**0319160000**
Cover / fixing screw (plastic)								
Cover	AD 4 AKZ4		50	**0303400000**	AD 4 SAK4		50	**0285300000**
Fixing screw (plastic)	BFSC M3X22 PA/RT		100	**0128900000**	BFSC M3X22 PA/RT		100	**0128900000**
Marking systems								
	DEK 6				DEK 6,5			

Detailed information on all versions in chapter accessories.

Modular feed-through terminals

TS 35 / KrG

When using ATEX certified components in hazardous area applications the installation instructions and the rated data for accessories in the technical appendix must be considered.

Width/Length/Height with TS35x7.5	mm
Max. current / max. cond. cross-section	A/mm²
Max. clamping range	mm²

SAK 6 — 6 mm²



8 x 45 x 44
57 / 10
0.33 ... 10

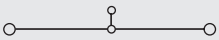

SAK 10 — 10 mm²



10 x 45 x 51.5
76 / 16
1.5 ... 16

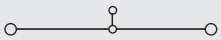

Technical data

		SAK 6	SAK 10
Rated data		IEC 60947-7-1	IEC 60947-7-1
Rated voltage	V	800	800
Rated current	A	41	57
Rated cross-section	mm²	6	10
Rated impulse voltage / Pollution severity	kV/-	8 / 3	8 / 3
Plug gauge IEC 60-947-1 / flammability class acc. UL 94		A5 / 5VA	B6 / 5VA
Approvals			

	IEC	UL	CSA	EN 50019
SAK 6	800	600	600	
	41	40	47	
	6	AWG 22…8	AWG 20…8	
SAK 10	800	600	600	
	57	60	65	
	10	AWG 14…6	AWG 14…6	

		SAK 6		SAK 10	
Clampable conductors (H05V/H07V)		**Rated connection**	**Additional connection**	**Rated connection**	**Additional connection**
Solid / stranded	mm²	0.5…10 / 0.5…6		1.5…10 / 1.5…16	
Flexible / flexible w. wire end ferrule	mm²	0.5…10 / 0.5…6		1.5…16 / 1.5…10	
Tightening torque range (clamping screw)	Nm	0.8…1.6 (M 3.5)		2.0…2.4 (M 4)	
Stripping length / blade size	mm / -	12 / 4.0 x 0.8		12 / 5.5 x 1.0	
2 clampable conductors of equal cross-section					
Solid / stranded	mm²				
Flexible / flexible w. wire end ferrule	mm²				
Information		To use twin ferrules is the rated voltage 630/690 V.		Tightening torque 2 Nm for 10 and 16 mm² stranded and AWG 6/7 wire.	

Order data

Version	Type	Qty.	Order No.
yellow	SAK 6/35 KRG	100	**0380520000**
blue	SAK 6/35 KRG/BL	100	**0380570000**
Information			

Version	Type	Qty.	Order No.
yellow	SAK 10/35 KRG	100	**0443720000**
blue	SAK 10/35 KRG/BL	100	**0443770000**

Accessories

Cross-connection, screwable	Type	Current [A]	Qty.	Order No.
2-pole	Q 2 SAK6N	57	50	**0456700000**
3-pole	Q 3 SAK6N	57	50	**0456800000**
4-pole	Q 4 SAK6N	57	50	**0456900000**
(Q) 10-pole	Q 10 SAK6N	57	20	**0457000000**
Connecting sleeve				
Fixing screw				
Fuse cartridges				
Cross-connection saddle				
Cross-connection saddle	VL 2 SAK6N/SAKT		50	**0194700000**
Connecting sleeve	VH 19/5/3.5 SAK4-16		50	**0285100000**
Fixing screw	BFSC M3X25		100	**0292500000**
Socket / Test plug				
Socket	STB 14/D6/4/M3 SAK10		50	**0169900000**
Test plug	PS 4 F.STB 4		20	**0299600000**
End plate		**Width [mm]**		
yellow	AP SAK4-10 KRG	1.5	20	**0117920000**
blue	AP SAK4-10 KRG/BL	1.5	20	**0117970000**
Partition / Partition disc		**Width [mm]**		
yellow	TW SAK4-10 KRG	2.5	20	**0130120000**
blue	TW SAK4-10 KRG/BL	2.5	20	**0130170000**
Partition disc	TSCH 1	2	100	**0319160000**
Cover / fixing screw (plastic)				
Cover	AD 4 SAK6N		50	**0196600000**
Fixing screw (plastic)	BFSC M3X22 PA/RT		100	**0128900000**
Marking systems				
	DEK 8			
Detailed information on all versions in chapter accessories.				

Cross-connection, screwable	Type	Current [A]	Qty.	Order No.
2-pole	Q 2 SAK10	57	50	**0457100000**
3-pole	Q 3 SAK10	57	50	**0457200000**
4-pole	Q 4 SAK10	57	50	**0457300000**
10-pole	Q 10 SAK10	57	20	**0457400000**
Connecting sleeve				
Fixing screw				
Fuse cartridges				
Cross-connection saddle				
Cross-connection saddle	VL 2 SAK6/10/SAKB		50	**0135900000**
Connecting sleeve	VH 19/5/3.5 SAK4-16		50	**0285100000**
Fixing screw	BFSC M3X25		100	**0292500000**
Socket / Test plug				
Socket	STB 14/D6/4/M3 SAK10		50	**0169900000**
Test plug	PS 4 F.STB 4		20	**0299600000**
End plate		**Width [mm]**		
yellow	AP SAK4-10 KRG	1.5	20	**0117920000**
blue	AP SAK4-10 KRG/BL	1.5	20	**0117970000**
Partition / Partition disc		**Width [mm]**		
yellow	TW SAK4-10 KRG	2.5	20	**0130120000**
blue	TW SAK4-10 KRG/BL	2.5	20	**0130170000**
Partition disc	TSCH 1	2	100	**0319160000**
Cover / fixing screw (plastic)				
Cover	AD 4 SAK10		50	**0178600000**
Fixing screw (plastic)	BFSC M3X22 PA/RT		100	**0128900000**
Marking systems				
	DEK 5			

Modular feed-through terminals

SAK 16 — 16 mm²



12 x 50 x 57.5
76 / 16
2.5 ... 16

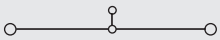

IEC 60947-7-1

IEC	UL	CSA	EN 50019
1000	600	600	
76	80	87	
16	AWG 12…6	AWG 10…6	
	8 / 3		
	B6 / 5VA		

Rated connection	Additional connection
2.5…16 / 4…16	
4…16 / 4…16	
2.0…2.4 (M 4)	
15 / 5.5 x 1.0	

Installation of the QL side by side use a TW/AP.

Type	Qty.	Order No.
SAK 16/35 KRG	50	**0380620000**

Type	Current [A]	Qty.	Order No.
Q 2 SAK16	76	50	**0457500000**
Q 3 SAK16	76	50	**0457600000**
Q 4 SAK16	76	50	**0457700000**
Q 10 SAK16	76	20	**0457800000**
VL 2 SAK16/SAKA		50	**0135800000**
VH 19/5/3.5 SAK4-16		50	**0285100000**
BFSC M3X25		100	**0292500000**
STB 14/D6/4/M3 SAK10		50	**0169900000**
PS 4 F.STB 4		20	**0299600000**
Width [mm]			
AP SAK16 KRG	3	20	**0271120000**
Width [mm]			
TW SAK16 KRG	3	20	**0281120000**
TSCH 1	2	100	**0319160000**
AD 4 SAK16		50	**0518200000**
BFSC M3X22 PA/RT		100	**0128900000**
DEK 5			

SAK 35N/35 — 35 mm²



16 x 63 x 60
125 / 50
2.5 ... 50

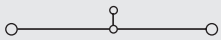

IEC 60947-7-1

IEC	UL	CSA	EN 50019
1000	600	600	
125	105	120	
35	AWG 12…2	AWG 12…2	
	8 / 3		
	B8 / 5VA		

Rated connection	Additional connection
2.5…16 / 4…50	
2.5…35 / 1.5…35	
4.0…5.0 (M 6)	
18 / 6.5 x 1.2	

Installation of the QL side by side use a TW/AP.

Type	Qty.	Order No.
SAK 35N/35 KRG	20	**0608220000**

Type	Current [A]	Qty.	Order No.
QL 2 SAK35N	99	50	**0564900000**
QL 3 SAK35N	99	50	**0565000000**
QL 4 SAK35N	99	50	**0565100000**
QL 10 SAK35N	99	20	**0565200000**
VH 17/8/5 SAK35		50	**0267000000**
BFSC M4X30		50	**0267100000**
SS M4 D 128-A 4		100	**0136400000**
STB 16/D7/4/M4 SAK35		50	**0140200000**
PS 4 F.STB 4		20	**0299600000**
Width [mm]			
AP SAK35 KRG	3	10	**0303620000**
AP SAK35 KRG/BL	3	10	**0303670000**
Width [mm]			
TW SAK35 KRG	3	20	**0304320000**
AD 4 SAK35		50	**0178700000**
BFSC M3X22 PA/RT		100	**0128900000**
DEK 5			

SAK 35N/35/IK — 35 mm²

Hexagon socket head screw



16 x 63 x 60
125 / 50
2.5 ... 50

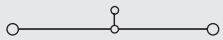

IEC 60947-7-1

IEC	UL	CSA	EN 50019
1000	600	600	
125	105	120	
35	AWG 12…2	AWG 12…2	
	8 / 3		
	B8 / 5VA		

Rated connection	Additional connection
2.5…16 / 4…50	
2.5…35 / 1.5…35	
4.0…6.0 (M 6)	
18 / S 4 (DIN 6911)	

Installation of the QL side by side use a TW/AP.

Type	Qty.	Order No.
SAK 35N/35/IK KRG	20	**0608320000**
SAK 35N/35/IK KRG/BL	20	**0608370000**

Type	Current [A]	Qty.	Order No.
QL 2 SAK35N	99	50	**0564900000**
QL 3 SAK35N	99	50	**0565000000**
QL 4 SAK35N	99	50	**0565100000**
QL 10 SAK35N	99	20	**0565200000**
VH 17/8/5 SAK35		50	**0267000000**
BFSC M4X30		50	**0267100000**
SS M4 D 128-A 4		100	**0136400000**
STB 16/D7/4/M4 SAK35		50	**0140200000**
PS 4 F.STB 4		20	**0299600000**
Width [mm]			
AP SAK35 KRG	3	10	**0303620000**
AP SAK35 KRG/BL	3	10	**0303670000**
Width [mm]			
TW SAK35 KRG	3	20	**0304320000**
AD 4 SAK35N		50	**0576700000**
BFSC M4X32 PA/RT		100	**0129100000**
DEK 5			

Modular feed-through terminals

TS 35 / KrG

SAK 95/35 — 95 mm²



When using ATEX certified components in hazardous area applications the installation instructions and the rated data for accessories in the technical appendix must be considered.

Width/Length/Height with TS35x7.5	mm	**28** x 83.5 x 96.5
Max. current / max. cond. cross-section	A/mm²	**269 / 120**
Max. clamping range	mm²	**16 ... 120**

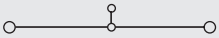

Technical data

Rated data		IEC 60947-7-1			
		IEC	**UL**	**CSA**	**EN 50019**
Rated voltage	V	1000	600	600	
Rated current	A	232	190	210	
Rated cross-section	mm²	95	AWG 6…3/0	AWG 6…3/0	
Rated impulse voltage / Pollution severity	kV/-		8 / 3		
Plug gauge IEC 60-947-1 / flammability class acc. UL 94			B12 / 5VA		
Approvals					

Clampable conductors (H05V/H07V)		**Rated connection**	**Additional connection**
Solid / stranded	mm²	16…16 / 10…120	
Flexible / flexible w. wire end ferrule	mm²	16…95 / 10…35	
Tightening torque range (clamping screw)	Nm	16…20 (M 10)	
Stripping length / blade size	mm / -	30 / S8 (DIN 6911)	
2 clampable conductors of equal cross-section			
Solid / stranded	mm²		
Flexible / flexible w. wire end ferrule	mm²		

Information	

Order data

Version	**Type**	**Qty.**	**Order No.**
yellow	SAK 95/35 KRG	10	**0662220000**
blue			

Information	

Accessories

Cross-connection, screwable	**Type**	**Current [A]**	**Qty.**	**Order No.**
2-pole	QL 2 SAKG28		10	**0551200000**
3-pole	QL 3 SAKG28		5	**0407600000**
4-pole	QL 4 SAKG28		5	**0407700000**
(Q) 10-pole				
Connecting sleeve	VH 35/11/5.5 SAK95		10	**0551100000**
Fixing screw	KISC M5X50/26 SAK95		20	**0630200000**
Fuse cartridges	SS M5 D 128-A 5		50	**0346100000**
Cross-connection saddle				
Cross-connection saddle				
Connecting sleeve				
Fixing screw				
Socket / Test plug				
Socket	STB 16/D7/4/M5 SAK70		50	**0385400000**
Test plug	PS 4 F.STB 4		20	**0299600000**
End plate		**Width [mm]**		
yellow	AP SAK95 KRG	3	10	**0550920000**
blue	AP SAK95 KRG/BL	3	10	**0550970000**
Partition / Partition disc		**Width [mm]**		
yellow				
blue				
Partition disc				
Cover / fixing screw (plastic)				
Cover	ADP 3/HP3 1M		1	**0485400000**
Fixing screw (plastic)	BFSC M5X45 PA/NA		50	**0344400000**
Marking systems				
	DEK 5			

Detailed information on all versions in chapter accessories.	Holder HP 3 0485760000 for the ADP 3-Profil.

Spring Loaded Terminal

TS 35 / PA

RSF 3/35 — 4 mm²

When using ATEX certified components in hazardous area applications the installation instructions and the rated data for accessories in the technical appendix must be considered.

Width/Length/Height with TS35x7.5	mm	**8** x 50 x 60
Max. current / max. cond. cross-section	A/mm²	**32 / 4**
Max. clamping range	mm²	**0.5 ... 4**

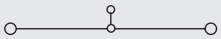

Technical data

IEC 60947-7-1

Rated data	IEC	UL	CSA	EN 50019
Rated voltage V	630	600	600	
Rated current A	32	20	25	
Rated cross-section mm²	4	AWG 22…12	AWG 22…12	
Rated impulse voltage / Pollution severity kV/-		6 / 3		
Plug gauge IEC 60-947-1 / flammability class acc. UL 94		/ V2		
Approvals				

Clampable conductors (H05V/H07V)	Rated connection	Additional connection
Solid / stranded mm²	0.5…4 / 0.5…4	
Flexible / flexible w. wire end ferrule mm²	0.5…4 / 0.5…4	
Tightening torque range (clamping screw) Nm	0.5…1.0 (M 3)	
Stripping length / blade size mm / -	12 / 3.5 x 0.6	
2 clampable conductors of equal cross-section		
Solid / stranded mm²		
Flexible / flexible w. wire end ferrule mm²		

Information

Order data

Version	Type	Qty.	Order No.
beige	RSF 3/35	50	**9501160000**
blue			

Information

Accessories

Cross-connection, screwable	Type	Current [A]	Qty.	Order No.
2-pole	QL 2 SAK6N	57	50	**0194300000**
3-pole	QL 3 SAK6N	57	50	**0194400000**
4-pole	QL 4 SAK6N	57	50	**0194500000**
(Q) 10-pole	QL 10 SAK6N	57	20	**0338300000**
Connecting sleeve	VH 13.5/4.9/3.3 SAK4		100	**0248500000**
Fixing screw	KISC M3X20.5/10 EK4		100	**0303000000**
Fuse cartridges	SS M3 D 128-A 3		50	**0164400000**
Cross-connection saddle				
Cross-connection saddle	VL 2 SAK6N/SAKT		50	**0194700000**
Connecting sleeve	VH 21/5/3.5 SAK16-35		50	**0309600000**
Fixing screw	BFSC M3X30		50	**0296200000**
Socket / Test plug				
Socket	STB 14/D5/2.3/M3 SAK2.5		50	**0168600000**
Test plug	PS 2.3 RT		20	**0180400000**
End plate		**Width [mm]**		
beige	AP RSF3	3	10	**0270460000**
blue				
Partition / Partition disc		**Width [mm]**		
beige	TW AST1/PA HP/DBR/0.5	0.5	20	**0474700000**
blue				
Partition disc	TSCH 1	2	100	**0319160000**
Cover / fixing screw (plastic)				
Cover	ADP 2/HP2 1M		36	**0485300000**
Fixing screw (plastic)				
Marking systems				
	DEK 5			

Detailed information on all versions in chapter accessories.

Double Deck Terminal

TS 35 / PA

DK 4/35	4 mm²

DK 4 Q/35	4 mm²

When using ATEX certified components in hazardous area applications the installation instructions and the rated data for accessories in the technical appendix must be considered.





		DK 4/35	DK 4 Q/35
Width/Length/Height with TS35x7.5	mm	**6** x 54 x 60.5	**6** x 54 x 60.5
Max. current / max. cond. cross-section	A/mm²	**41 / 6**	**41 / 6**
Max. clamping range	mm²	**0.13 ... 6**	**0.13 ... 6**

Technical data

IEC 60947-7-1

Rated data		IEC	UL	CSA	EN 50019
Rated voltage	V	500	300	300	
Rated current	A	32	27	10	
Rated cross-section	mm²	4	AWG 22…12	AWG 26…12	
Rated impulse voltage / Pollution severity	kV/-		6 / 3		
Plug gauge IEC 60-947-1 / flammability class acc. UL 94			A3 / V2		
Approvals					

Clampable conductors (H05V/H07V)		Rated connection	Additional connection
Solid / stranded	mm²	0.5…6 / 0.5…4	
Flexible / flexible w. wire end ferrule	mm²	0.5…4 / 0.5…2.5	
Tightening torque range (clamping screw)	Nm	0.6…0.8 (M 3)	
Stripping length / blade size	mm / -	8 / 3.5 x 0.6	
2 clampable conductors of equal cross-section			
Solid / stranded	mm²	0.5…1.5	
Flexible / flexible w. wire end ferrule	mm²	0.5…1.5 / 0.5…1.5	

Information

IEC 60947-7-1

Rated data		IEC	UL	CSA	EN 50019
Rated voltage	V	500	300	300	
Rated current	A	32	27	10	
Rated cross-section	mm²	4	AWG 22…12	AWG 26…12	
Rated impulse voltage / Pollution severity	kV/-		6 / 3		
Plug gauge IEC 60-947-1 / flammability class acc. UL 94			A3 / V2		
Approvals					

Clampable conductors (H05V/H07V)		Rated connection	Additional connection
Solid / stranded	mm²	0.5…6 / 0.5…4	
Flexible / flexible w. wire end ferrule	mm²	0.5…4 / 0.5…2.5	
Tightening torque range (clamping screw)	Nm	0.6…0.8 (M 3)	
Stripping length / blade size	mm / -	8 / 3.5 x 0.6	
2 clampable conductors of equal cross-section			
Solid / stranded	mm²	0.5…1.5	
Flexible / flexible w. wire end ferrule	mm²	0.5…1.5 / 0.5…1.5	

Information

Order data

Version	Type	Qty.	Order No.
beige	DK 4/35	100	**0527660000**
blue	DK 4/35 BL	100	**0527680000**

Information

Version	Type	Qty.	Order No.
beige	DK 4Q/35	100	**0590160000**
blue	DK 4Q/35 BL	100	**0590180000**

Information

Accessories

Cross-connection, screwable	Type	Current [A]	Qty.	Order No.
2-pole	Q 2 AKZ4	32	50	**0336400000**
3-pole	Q 3 AKZ4	32	50	**0336500000**
4-pole	Q 4 AKZ4	32	50	**0336600000**
(Q) 10-pole	Q 10 AKZ4	32	20	**0368600000**
Connecting sleeve				
Fixing screw				
Fuse cartridges				
Cross-connection saddle				
Cross-connection saddle				
Connecting sleeve				
Fixing screw				
Socket / Test plug				
Socket	STB 8.5/D4/2.3/M2.5 AKZ		50	**0215700000**
Test plug	PS 2.3 RT		20	**0180400000**
End plate		**Width [mm]**		
beige	AP DK4	1.5	20	**0359260000**
blue	AP DK4 BL	1.5	20	**0359280000**
Partition / Partition disc		**Width [mm]**		
beige	WTW EN	3	20	**1058800000**
blue				
Partition disc	TSCH 6 DKI S4	5	100	**0190260000**
Cover / fixing screw (plastic)				
Cover	AD 3 SAK2.5		50	**0297900000**
Fixing screw (plastic)	BFSC M2.5X18 PA/RT		100	**0303300000**
Marking systems				
	DEK 6			

Detailed information on all versions in chapter accessories.

Cross-connection, screwable	Type	Current [A]	Qty.	Order No.
2-pole	Q 2 AKZ4	32	50	**0336400000**
3-pole	Q 3 AKZ4	32	50	**0336500000**
4-pole	Q 4 AKZ4	32	50	**0336600000**
10-pole	Q 10 AKZ4	32	20	**0368600000**
Connecting sleeve				
Fixing screw				
Fuse cartridges				
Cross-connection saddle				
Cross-connection saddle				
Connecting sleeve				
Fixing screw				
Socket / Test plug				
Socket	STB 8.5/D4/2.3/M2.5 AKZ		50	**0215700000**
Test plug	PS 2.3 RT		20	**0180400000**
End plate		**Width [mm]**		
beige	AP DK4Q	1.5	20	**1397160000**
blue	AP DK4Q BL	1.5	20	**1397180000**
Partition / Partition disc		**Width [mm]**		
beige	WTW EN	3	20	**1058800000**
blue				
Partition disc	TSCH 6 DKI S4	5	100	**0190260000**
Cover / fixing screw (plastic)				
Cover	AD 3 SAK2.5		50	**0297900000**
Fixing screw (plastic)	BFSC M2.5X18 PA/RT		100	**0303300000**
Marking systems				
	DEK 6			

Detailed information on all versions in chapter accessories.

Double Deck Terminal

DK 4 QV/35 — 4 mm²



6 x 54 x 40.5
41 / 6
0.13 ... 6

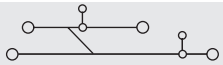

IEC 60947-7-1

IEC	UL	CSA	EN 50019
500	300	300	
32	27	10	
4	AWG 22…12	AWG 26…12	
	6 / 3		
	A3 / V2		

Rated connection	Additional connection
0.5…6 / 0.5…4	
0.5…4 / 0.5…2.5	
0.6…0.8 (M 3)	
8 / 3.5 x 0.6	
0.5…1.5	
0.5…1.5 / 0.5…1.5	

Type	Qty.	Order No.
DK 4QV/35	100	**0363660000**
DK 4QV/35 BL	100	**0363680000**

Type	Current [A]	Qty.	Order No.
Q 2 AKZ4	32	50	**0336400000**
Q 3 AKZ4	32	50	**0336500000**
Q 4 AKZ4	32	50	**0336600000**
Q 10 AKZ4	32	20	**0368600000**
STB 8.5/D4/2.3/M2.5 AKZ		50	**0215700000**
PS 2.3 RT		20	**0180400000**
	Width [mm]		
AP DK4Q	1.5	20	**1397160000**
AP DK4Q BL	1.5	20	**1397180000**
	Width [mm]		
WTW EN	3	20	**1058800000**
TSCH 6 DKI S4	5	100	**0190260000**
AD 4 AKZ4		50	**0303400000**
BFSC M2.5X18 PA/RT		100	**0303300000**
DEK 6			

Modular PE terminals

TS 35 / PA

When using ATEX certified components in hazardous area applications the installation instructions and the rated data for accessories in the technical appendix must be considered.

Width/Length/Height with TS35x7.5	mm	
Max. current / max. cond. cross-section	A/mm²	
Max. clamping range	mm²	

EK 2.5/35 — 2.5 mm²

	6 x 56.6 x 40
	/ 6
	0.33 ... 6

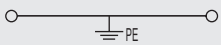

EK 4/35 — 4 mm²



	6.5 x 56.5 x 44
	/ 6
	0.33 ... 6

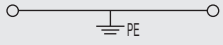

Technical data

Rated data		EK 2.5/35	EK 4/35
Rated cross-section	mm²	IEC 60947-7-2	IEC 60947-7-2
Rated voltage for adjacent terminal	V	IEC / UL / CSA / EN 50019	IEC / UL / CSA / EN 50019
Rated impulse voltage / Pollution severity	kV	2.5 / AWG 22… 12 / AWG 26… 10	4 / AWG 22… 12 / AWG 26… 10
Short-duration withstand current	A	800	800
Pollution severity		8	8
Plug gauge IEC 60-947-1 / flammability class acc. UL 94		480 A (4 mm²)	720 A (6 mm²)
Approvals		3	3
		A3 / V2	A4 / V2
		cULus, KEMA	cULus, KEMA
Clampable conductors (H05V/H07V)		**Rated connection / Additional connection**	**Rated connection / Additional connection**
Solid / stranded	mm²	0.5…6 / 0.5…4	0.5…6 / 0.5…4
Flexible / flexible w. wire end ferrule	mm²	0.5…4 / 0.5…2.5	0.5…4 / 0.5…4
Tightening torque range (clamping screw)	Nm	0.4…0.6 (M 2.5)	0.5…1.0 (M 3)
Tightening torque range (fixing screw)	Nm	0.4…0.6 (M 2.5)	0.5…1.0 (M 3)
Stripping length / blade size	mm / -	10 / 3.5 x 0.6	12 / 3.5 x 0.6
2 clampable conductors of equal cross-section			
Solid / stranded	mm²		
Flexible / flexible w. wire end ferrule	mm²		
Information			

Order data

Version	EK 2.5/35	EK 4/35
	Type / **Qty.** / **Order No.**	**Type** / **Qty.** / **Order No.**
green/yellow	EK 2.5/35 / 100 / **0661060000**	EK 4/35 / 100 / **0661160000**
Information		

Accessories

	EK 2.5/35	EK 4/35
	Type / **Qty.** / **Order No.**	**Type** / **Qty.** / **Order No.**
Rail support	SH 2 / 10 / **0494920000**	SH 2 / 10 / **0494920000**
Marking systems	DEK 6	DEK 6,5
For detailed information on other accessories and applications see “Accessories”		

Modular PE terminals

EK 6/35 — 6 mm²



8 x 56.5 x 44
/ 10
0.5 ... 10

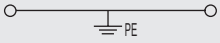

IEC 60947-7-2

IEC	UL	CSA	EN 50019
6	AWG 22... 8	AWG 20... 8	
800			
8			
720 A (6 mm²)			
3			
A5 / V2			

Rated connection	Additional connection
0.5...10 / 1.5...6	
0.5...10 / 0.5...6	
0.8...1.6 (M 3.5)	
0.5...1.0 (M 3)	
12 / 4.0 x 0.8	

Type	Qty.	Order No.
EK 6/35	100	**0661260000**

Type	Qty.	Order No.
SH 2	10	**0494920000**

DEK 8

EK 10 — 10 mm²

10 x 56 x 44
/ 10
0.5 ... 10

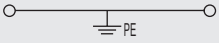

IEC 60947-7-2

IEC	UL	CSA	EN 50019
10	AWG 14... 6	AWG 14... 6	
800			
8			
1200 A (10 mm²)			
3			
B6 / V2			

Rated connection	Additional connection
0.5...10 / 1.5...6	
0.5...10 / 0.5...10	
1.2...2.4 (M 4)	
0.5...1.0 (M 3)	
12 / 5.5 x 1.0	

Type	Qty.	Order No.
EK 10/35	100	**0661360000**

Type	Qty.	Order No.
SH 2	10	**0494920000**

DEK 5

EK 16 — 16 mm²

12 x 56 x 50
/ 16
1.5 ... 16

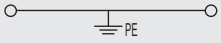

IEC 60947-7-2

IEC	UL	CSA	EN 50019
16	AWG 12... 4	AWG 10... 4	
800			
8			
1920 A (16 mm²)			
3			
B6 / V2			

Rated connection	Additional connection
2.5...16 / 2.5...16	
2.5...16 / 4...16	
2.0...2.4 (M 4)	
0.5...1.0 (M 3)	
16 / 5.5 x 1.0	

Type	Qty.	Order No.
EK 16/35	50	**0190160000**

Type	Qty.	Order No.
SH 2	10	**0494920000**

DEK 5

Modular PE terminals

TS 35 / PA

When using ATEX certified components in hazardous area applications the installation instructions and the rated data for accessories in the technical appendix must be considered.

Width/Length/Height with TS35x7.5	mm
Max. current / max. cond. cross-section	A/mm²
Max. clamping range	mm²

EK 35/35 — 35 mm²

16 x 58 x 60
/ 50
2.5 ... 50

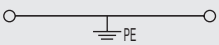

Technical data

IEC 60947-7-2

Rated data	IEC	UL	CSA	EN 50019
Rated cross-section mm²	35	AWG 6… 2	AWG 12… 2	
Rated voltage for adjacent terminal V	800			
Rated impulse voltage / Pollution severity kV	8			
Short-duration withstand current A	4200 A (35 mm²)			
Pollution severity	3			
Plug gauge IEC 60-947-1 / flammability class acc. UL 94	B9 / V2			
Approvals				

Clampable conductors (H05V/H07V)	Rated connection	Additional connection
Solid / stranded mm²	6…16 / 16…50	
Flexible / flexible w. wire end ferrule mm²	10…35 / 10…35	
Tightening torque range (clamping screw) Nm	4.0…6.0 (M 6)	
Tightening torque range (fixing screw) Nm	1.2…2.4 (M 4)	
Stripping length / blade size mm / -	20 / 6.5 x 1.2	

2 clampable conductors of equal cross-section		
Solid / stranded mm²		
Flexible / flexible w. wire end ferrule mm²		

Information

A TS 35x15/2.3 must be used for connecting conductors of 35-50 mm².

Order data

Version	Type	Qty.	Order No.
green/yellow	EK 35/35	20	**0661460000**

Information

Accessories

Rail support	Type	Qty.	Order No.
	SH 2	10	**0494920000**

Marking systems

DEK 5

For detailed information on other accessories and applications see “Accessories”

EK 95/35 — 95 mm²



25 x 76.5 x 90.5
/ 120
10 ... 120



IEC 60947-7-2

Rated data	IEC	UL	CSA	EN 50019
Rated cross-section mm²	95			
Rated voltage for adjacent terminal V				
Rated impulse voltage / Pollution severity kV	8			
Short-duration withstand current A	11400 A (95 mm²)			
Pollution severity	3			
Plug gauge IEC 60-947-1 / flammability class acc. UL 94	B12			
Approvals				

Clampable conductors (H05V/H07V)	Rated connection	Additional connection
Solid / stranded mm²	10…16 / 10…95	
Flexible / flexible w. wire end ferrule mm²	16…95 / 10…95	
Tightening torque range (clamping screw) Nm	10…20 (M 10)	
Tightening torque range (fixing screw) Nm	1.2…2.4 (M 4)	
Stripping length / blade size mm / -	27	

2 clampable conductors of equal cross-section		
Solid / stranded mm²		
Flexible / flexible w. wire end ferrule mm²		

Information

The copper rail TS 35, order No. 0270100000, must be used for fixing.

Order data

Version	Type	Qty.	Order No.
	EK 95/35/1ZB BK	10	**0535300000**

Information

Accessories

Rail support	Type	Qty.	Order No.
	SH 2	10	**0494920000**

Marking systems

For detailed information on other accessories and applications see “Accessories”

To fix the terminals use the copper rail TS35 order no. 0270100000.

Modular PE terminals

SAKE 70/35 — 70 mm²



18 x 94 x 59.5
/ 70
10 ... 70

IEC 60947-7-2

IEC	UL	CSA	EN 50019
70			
		B10	

Rated connection	Additional connection
10…16 / 10…70	
…70 / 10…10	
6.0…12 (M 8)	
2.0…4.0 (M 5)	
25	

A steel TS 35x15/2.3 must be used when connecting conductors of 35-50 mm², and a copper rail for conductors of 70 mm².

Type	Qty.	Order No.
EK 70/35/M.2ZB O.IK	10	**1338300000**

Type	Qty.	Order No.
SH 2	10	**0494920000**

For wires with 35 - 50 mm² use the TS 35x15/2.3 in steel and with 70 mm² wires use the TS 35/15/2.3 Cu.

Disconnect terminals

TS 35 / PA

When using ATEX certified components in hazardous area applications the installation instructions and the rated data for accessories in the technical appendix must be considered.

Width/Length/Height with TS35x7.5	mm
Max. current / max. cond. cross-section	A/mm²
Max. clamping range	mm²

SAKR 4 mm²



6.5 x 42 x 40.5
10 / 4
0.13 ... 4

SAKR-D 4 mm²

6.5 x 46 x 38
10 / 4
0.13 ... 4

Technical data

Rated data		SAKR	SAKR-D
		IEC 60947-7-1 / VDE 0100-537	IEC 60947-7-1 / VDE 0100-537
Rated voltage	V	400 (IEC) / 300 (UL) / 300 (CSA)	250 (IEC) / 300 (UL) / 300 (CSA)
Rated current	A	10 / 10 / 10	10 / 10 / 10
Rated cross-section	mm²	4 / AWG 26…12 / AWG 26…12	4 / AWG 26…12 / AWG 22…12
Rated impulse voltage / Pollution severity	kV/-	6 / 3	6 / 3
Plug gauge IEC 60-947-1 / flammability class acc. UL 94		A3 / V2	A3 / V2
Approvals			

Clampable conductors (H05V/H07V)		SAKR	SAKR-D
		Rated connection / Additional connection	Rated connection / Additional connection
Solid / stranded	mm²	0.5…4 / 1.5…4	0.5…4 / 1.5…4
Flexible / flexible w. wire end ferrule	mm²	0.5…4 / 0.5…2.5	0.5…4 / 0.5…2.5
Tightening torque range (clamping screw)	Nm	0.5…1.0 (M 3)	0.5…1.0 (M 3)
Stripping length / blade size	mm / -	8 / 3.5 x 0.6	8 / 3.5 x 0.6

2 clampable conductors of equal cross-section			
Solid / stranded	mm²		
Flexible / flexible w. wire end ferrule	mm²		

Information	SAKR	SAKR-D
	The tightening torque is 0.5-0.7 Nm for disconnect terminals with sockets.	The tightening torque with test sockets is 0.5-0.7 Nm.

Order data

Version	SAKR Type	Qty.	Order No.	SAKR-D Type	Qty.	Order No.
beige	SAKR/35	100	**0172160000**	SAKRD/35	50	**0185760000**
blue	SAKR/35 BL	100	**0172180000**			

Information	SAKR	SAKR-D
	SAKR/35 2 StB order No. 0183360000	

Accessories

Cross-connection, screwable	SAKR Type	Current [A]	Qty.	Order No.	SAKR-D Type	Current [A]	Qty.	Order No.
2-pole	QB 2 WI RA6 IS	27	50	**0482700000**	QB 2 WI RA6 IS	27	50	**0482700000**
3-pole	QB 3 WI RA6 IS	27	50	**0482800000**	QB 3 WI RA6 IS	27	50	**0482800000**
4-pole	QB 4 WI RA6 IS	27	50	**0482900000**	QB 4 WI RA6 IS	27	50	**0482900000**
(Q) 10-pole								
Connecting sleeve								
Fixing screw								
Fuse cartridges								
Cross-connection saddle								
Cross-connection saddle								
Connecting sleeve								
Fixing screw								
Socket / Test plug								
Socket	STB 6/D3.7/2.3/M3 SAKR		100	**0379400000**	STB 6/D3.7/2.3/M3 SAKR		100	**0379400000**
Test plug	PS 2.3 RT		20	**0180400000**	PS 2.3 RT		20	**0180400000**
End plate		**Width [mm]**				**Width [mm]**		
beige	AP SAKR BE	1.5	20	**0211360000**	AP SAKR BE	1.5	20	**0211360000**
blue	AP SAKR BL	1.5	20	**0211380000**	AP SAKR BL	1.5	20	**0211380000**
Partition / Partition disc		**Width [mm]**				**Width [mm]**		
beige								
blue								
Partition disc								
Cover / fixing screw (plastic)								
Cover								
Fixing screw (plastic)								
Marking systems								
	DEK 6,5				DEK 6,5			

Detailed information on all versions in chapter accessories.	SAKR	SAKR-D
	QB 25 blank, see chapter accessories. To use twin ferrules ZH 0,5 to ZH 1,5 is possible.	twin ferrule ZH 0.5 to ZH 1.5 useable.

Disconnect terminals

DKT 4 — 4 mm²



6 x 65 x 56.5
10 / 4
0.13 ... 4



IEC 60947-7-1 / VDE 0100-537

IEC	UL	CSA	EN 50019
400	300	300	
10	10	10	
4	AWG 22…12	AWG 26…12	
	6 / 3		
	A3 / V2		

Rated connection	Additional connection
0.5…4 / 1.5…4	
0.5…4 / 0.5…2.5	
0.5…1.0 (M 3)	
9 / 3.5 x 0.6	

The tightening torque with sockets is 0.5-0.7 Nm.

Type	Qty.	Order No.
DKT 4/35	100	**0687460000**

DKT 4/35 2 StB Order No. 0327960000

Type	Current [A]	Qty.	Order No.
QB 2 WI RA6 IS	27	50	**0482700000**
QB 3 WI RA6 IS	27	50	**0482800000**
QB 4 WI RA6 IS	27	50	**0482900000**
PS 2.3 RT		20	**0180400000**
	Width [mm]		
AP DKT4 PA	1.5	20	**0687560000**
	Width [mm]		

DEK 6

DKT 4 V — 4 mm²



6 x 65 x 56.5
10 / 4
0.13 ... 4

IEC 60947-7-1 / VDE 0100-537

IEC	UL	CSA	EN 50019
400			
10			
4			
	6 / 3		
	A3 / V2		

Rated connection	Additional connection
0.5…4 / 1.5…4	
0.5…4 / 0.5…2.5	
0.5…1.0 (M 3)	
9 / 3.5 x 0.6	

The tightening torque with sockets is 0.5 -0.7 Nm.

Type	Qty.	Order No.
DKT 4V/35 2STB	100	**1304960000**

Type	Current [A]	Qty.	Order No.
QB 2 WI RA6 IS	27	50	**0482700000**
QB 3 WI RA6 IS	27	50	**0482800000**
QB 4 WI RA6 IS	27	50	**0482900000**
PS 2.3 RT		20	**0180400000**
	Width [mm]		
AP DKT4 PA	1.5	20	**0687560000**
	Width [mm]		

DEK 6

Disconnect terminals

TS 35 / KrG

When using ATEX certified components in hazardous area applications the installation instructions and the rated data for accessories in the technical appendix must be considered.

Width/Length/Height with TS35x7.5	mm
Max. current / max. cond. cross-section	A/mm²
Max. clamping range	mm²

SAKC 4/35 — 4 mm²



6.5 x 49.5 x 59.5
25 / 6
0.33 ... 6

SAKC 10/35 — 10 mm²



12 x 65 x 48.5
27 / 10
0.5 ... 10

Technical data

Rated data		SAKC 4/35	SAKC 10/35
		IEC 60947-7-1	IEC 60947-7-1
Rated voltage	V	400 (IEC) / 300 (UL) / 300 (CSA)	500 (IEC) / 300 (UL) / 600 (CSA)
Rated current	A	25 / 25 / 25	27 / 25 / 25
Rated cross-section	mm²	4 / AWG 22…12 / AWG 22…10	10 / AWG 22…8 / AWG 20…10
Rated impulse voltage / Pollution severity	kV/-	6 / 3	6 / 3
Plug gauge IEC 60-947-1 / flammability class acc. UL 94		A4 / 5VA	B6 / 5VA
Approvals			
Clampable conductors (H05V/H07V)		**Rated connection** / **Additional connection**	**Rated connection** / **Additional connection**
Solid / stranded	mm²	0.5…6 / 1.5…4	0.5…10 / 1.5…10
Flexible / flexible w. wire end ferrule	mm²	0.5…4 / 0.5…4	0.5…10 / 0.5…10
Tightening torque range (clamping screw)	Nm	0.5…1.0 (M 3)	1.2…2.4 (M 4)
Stripping length / blade size	mm / -	12 / 3.5 x 0.6	12 / 5.5 x 1.0
2 clampable conductors of equal cross-section			
Solid / stranded	mm²		
Flexible / flexible w. wire end ferrule	mm²		
Information		Tightening torque for the test sockets 0.5 … 0.7 Nm	Tightening torque for the test sockets 1.2 Nm. Tightening torque for 10 mm² stranded with 1.6 Nm.

Order data

Version	SAKC 4/35 Type	Qty.	Order No.	SAKC 10/35 Type	Qty.	Order No.
yellow	SAKC 4/35	100	**0357520000**	SAKC 10/35 1STB4 KRG	50	**1404520000**
blue	SAKC 4/35 BL	100	**0357570000**			
Information	SAKC 4/35 2 StB Order No. 0340620000			SAKC 10/35 2 StB4 Order No. 1404620000		

Accessories

	SAKC 4/35 Type	Current [A]	Qty.	Order No.	SAKC 10/35 Type	Current [A]	Qty.	Order No.
Cross-connection, screwable								
2-pole	QB 2 WI RA6 IS	27	50	**0482700000**	QL 2 SAKA10	36	50	**0135500000**
3-pole	QB 3 WI RA6 IS	27	50	**0482800000**	QL 3 SAKA10	36	50	**0135600000**
4-pole	QB 4 WI RA6 IS	27	50	**0482900000**	QL 4 SAKA10	36	50	**0135700000**
(Q) 10-pole					QL 10 SAKA10	36	20	**0338500000**
Connecting sleeve					VH 13.6/7/4.2 SAKA10		50	**0299700000**
Fixing screw					BFSC M4X20		100	**0362800000**
Fuse cartridges					SS M4 D 128-A 4		100	**0136400000**
Cross-connection saddle								
Cross-connection saddle								
Connecting sleeve					VH 13.6/7/4.2 SAKA10		50	**0299700000**
Fixing screw								
Socket / Test plug								
Socket					STB 17/D6/4/M4 SAKC10		50	**0147100000**
Test plug	PS 2.3 RT		20	**0180400000**	PS 4 F.STB 4		20	**0299600000**
End plate		**Width [mm]**				**Width [mm]**		
yellow	AP SAK4-10 KRG	1.5	20	**0117920000**	AP SAKB/C/T KRG	3	20	**0146720000**
blue	AP SAK4-10 KRG/BL	1.5	20	**0117970000**				
Partition / Partition disc		**Width [mm]**				**Width [mm]**		
yellow	TW SAK4-10 KRG	2.5	20	**0130120000**	TW SAKB-C-T	3	20	**0242920000**
blue	TW SAK4-10 KRG/BL	2.5	20	**0130170000**				
Partition disc								
Cover / fixing screw (plastic)								
Cover								
Fixing screw (plastic)								
Marking systems								
	DEK 6,5				DEK 6,5			
Detailed information on all versions in chapter accessories.	Dummy plug and pull out tool see chapter accessories				Pull out force look under Accessories.			

Fuse terminals

TS 35 / PA

When using ATEX certified components in hazardous area applications the installation instructions and the rated data for accessories in the technical appendix must be considered.

		KSKM 1	KSKM 2
		10 mm²	10 mm²
		5 x 20	1 x 1/4
			
Width/Length/Height with TS35x7.5	mm	**13** x 69 x 63	**13** x 69 x 63
Max. current / max. cond. cross-section	A/mm²	**6.3 / 16**	**13 / 16**
Max. clamping range	mm²	**0.33 ... 16**	**0.33 ... 16**

Technical data

Rated data		IEC	UL	CSA	EN 50019
Rated voltage for adjacent terminal	V	250	600		
Rated current	A	6.3	10		
Rated cross-section	mm²	10	AWG 22… 8		
Rated impulse voltage / Pollution severity	kV/-				
Plug gauge IEC 60-947-1 / flammability class acc. UL 94			B6 / V-0		
Approvals					

Clampable conductors (H05V/H07V)		Rated connection	Additional connection
Solid / stranded	mm²	0.5…16	
Flexible / flexible w. wire end ferrule	mm²	0.5…10	
Tightening torque range (clamping screw)	Nm	1.2…2.4 (M 4)	
Stripping length / blade size	mm / -	12 / 5.5 x 1.0	
2 clampable conductors of equal cross-section			
Solid / stranded	mm²		
Flexible / flexible w. wire end ferrule	mm²		

Information

Rated data		IEC	UL	CSA	EN 50019
Rated voltage for adjacent terminal	V	250	600		
Rated current	A	13	15		
Rated cross-section	mm²	10	AWG 22… 8		
Rated impulse voltage / Pollution severity	kV/-				
Plug gauge IEC 60-947-1 / flammability class acc. UL 94			B6 / V-0		
Approvals					

Clampable conductors (H05V/H07V)		Rated connection
Solid / stranded	mm²	0.5…16
Flexible / flexible w. wire end ferrule	mm²	0.5…10
Tightening torque range (clamping screw)	Nm	1.2…2.4 (M 4)
Stripping length / blade size	mm / -	12 / 5.5 x 1.0
2 clampable conductors of equal cross-section		
Solid / stranded	mm²	
Flexible / flexible w. wire end ferrule	mm²	

Information

Order data

Version	Type	Qty.	Order No.
without LED	KSKM 1/35 G20	20	**9509600000**

Information

Type	Qty.	Order No.
KSKM 2/35 GZ 1X1/4	20	**9509610000**

Accessories

Cross-connection

	Type	Current [A]	Qty.	Order No.
2-pole				
3-pole				
4-pole				
(Q) 10-pole				
Fuse cartridges				
Rated voltage 250V	G 20/0.1A/F		10	**0430300000**
	G 20/0.2A/F		10	**0430400000**
	G 20/0.25A/F		10	**0430500000**
	G 20/0.5A/F		10	**0430600000**
	G 20/0.63A/F		10	**0439000000**
	G 20/1A/F		10	**0430700000**
	G 20/1.6A/F		10	**0430800000**
	G 20/2A/F		10	**0430900000**
	G 20/2.5A/F		10	**0431000000**
	G 20/3.15A/F		10	**0431100000**
	G 20/4A/F		10	**0431200000**
	G 20/5A/F		10	**0431300000**
Fuse cartridges				
Rated voltage 440V				
Contact sleeve				
	SBL/1912 PLATED		10	**0446100000**
Marking systems				
	DEK 5			

Detailed information on all versions in chapter accessories.

Type	Current [A]	Qty.	Order No.
SBL/2111 PLATED		10	**0446200000**
DEK 5			

Fuse 1 x 1/4 aren't by Weidmüller available.

Fuse terminals

KSKM 3 — 10 mm²

1 1/4 x 1/4



13 x 69 x 63.2
10 / 16
0.33 ... 16

IEC	UL	CSA	EN 50019
440	600		
10	15		
10	AWG 22… 8		
	B6 / V-0		

Rated connection

0.5…16
0.5…10
1.2…2.4 (M 4)
12 / 5.5 x 1.0

Type	Qty.	Order No.
KSKM 3/35 GZ 1 1/4X1/4	20	**9509620000**

Type	Current [A]	Qty.	Order No.
GZ 1.0A/F		10	**0525500000**
GZ 2.0A		10	**0294500000**
GZ 3.0A		10	**0295700000**
SBL/2489 PLATED		10	**0446300000**
DEK 5			

KDKS 1/35 — 4 mm²



8 x 73.5 x 55.6
6.3 / 4
0.33 ... 4

IEC 60947-7-3 / VDE 0611-6

IEC	UL	CSA	EN 50019
500	300		
6.3	10		
4	AWG 22… 12		
	6 / 3		
	A3 / V2		

Rated connection

0.5…4 / 1.5…4
0.5…4 / 0.5…4
0.6…0.8 (M 3)
8 / 3.5 x 0.6
0.5…1.5
0.5…1.5 / 0.5…1.5

Type	Qty.	Order No.
KDKS 1/35	50	**9503310000**

Type	Current [A]	Qty.	Order No.
G 20/0.1A/F		10	**0430300000**
G 20/0.2A/F		10	**0430400000**
G 20/0.25A/F		10	**0430500000**
G 20/0.5A/F		10	**0430600000**
G 20/1A/F		10	**0430700000**
G 20/1.6A/F		10	**0430800000**
G 20/2A/F		10	**0430900000**
G 20/2.5A/F		10	**0431000000**
G 20/3.15A/F		10	**0431100000**
G 20/4.00A/F		10	**0431200000**
G 20/5.00A/F		10	**0431300000**
G 20/6.30A/F		10	**0431400000**
KOHUE ASK1		100	**0553300000**
DEK 8			

Fuse terminals

TS 35 / KrG

When using ATEX certified components in hazardous area applications the installation instructions and the rated data for accessories in the technical appendix must be considered.

Width/Length/Height with TS35x7.5	mm
Max. current / max. cond. cross-section	A/mm²
Max. clamping range	mm²

SAKS 1/35 5x20 — 10 mm²



13 x 54 x 61
10 / 16
0.13 ... 16

SAKS 1/35 5x20 — 10 mm²

With LED and Neon Bulb

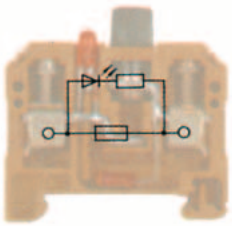

13 x 54
6.3 / 16
0.5 ... 16

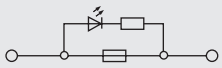

Technical data

Rated data		IEC	UL	CSA	EN 50019
Rated voltage for adjacent terminal	V	500	300	600	
Rated current	A	10	6.3	10	
Rated cross-section	mm²	10	AWG 22… 10	AWG 26… 10	
Rated impulse voltage / Pollution severity	kV/-		6 / 3		
Plug gauge IEC 60-947-1 / flammability class acc. UL 94			B6 / 5VA		
Approvals					

Clampable conductors (H05V/H07V)		Rated connection	Additional connection
Solid / stranded	mm²	0.5…16 / 1.5…10	
Flexible / flexible w. wire end ferrule	mm²	0.5…10 / 0.5…10	
Tightening torque range (clamping screw)	Nm	1.2…2.4 (M 4)	
Stripping length / blade size	mm / -	12 / 5.5 x 1.0	
2 clampable conductors of equal cross-section			
Solid / stranded	mm²		
Flexible / flexible w. wire end ferrule	mm²		

Information

	IEC	UL	CSA	EN 50019
	6.3			
	10			
			4	
		B6 / 5VA		

Rated connection
0.5…16
0.5…10 / 0.5…10
1.2…2.4 (M 4)
12 / 5.5 x 1.0

Order data

Version	Type	Qty.	Order No.
500V ac/dc	SAKS 1/35/G20	20	**0501620000**
400V ac/dc			
250V ac/dc			
with neon lamp 230V ac/dc			
with LED 230V ac			
with LED 230V dc			
with neon lamp 115V ac/dc			
with LED 115V ac			
with LED 115V dc			
with LED 60V ac			
with LED 60V dc			
mit lamp 48V ac/dc			
with LED 48V ac			
with LED 48V dc			
with LED 24V ac			
with LED + - 24V dc			
mit lamp 24V ac/dc			
500V ac/dc			

Information

Type	Qty.	Order No.
SAKS 1/35 G20 GL 230VAC	10	**0199920000**
SAKS 1/35 G20 GL 115VAC	10	**8068330000**
SAKS 1/35 G20 LD 48VAC	10	**0214020000**
SAKS 1/35 G20 LD 24VAC	10	**1111320000**
SAKS 1/35 G20 LD 24VDC	10	**0225820000**

Accessories

Cross-connection

2-pole
3-pole
4-pole
(Q) 10-pole

Type	Current [A]	Qty.	Order No.
QL 2 SAKS1	47	50	**0191400000**
QL 3 SAKS1	36	50	**0191500000**
QL 4 SAKS1	36	20	**0191600000**
QL 10 SAKS1	36	20	**0338800000**

End plate / partition (behind last terminal)

Width [mm]			
AP SAKS1+3 KRG	3	20	**0191320000**

Marking systems

DEK 5

Use the cross connection with a screw M3 x 6 mm with order no. 0346200000.

Type	Current [A]	Qty.	Order No.

Width [mm]			
AP SAKS1+3 KRG	3	20	**0191320000**

DEK 5

For detailed information on other accessories and applications see “Accessories”

Fuse terminals

SAKS 1/35 5x25 — 10 mm²



13 x 54 x 61
10 / 16
0.13 ... 16



IEC	UL	CSA	EN 50019
500	300	600	
10	6.3	10	
10	AWG 22... 10	AWG 26... 10	
	6 / 3		
	B6 / 5VA		

Rated connection
0.5...16 / 1.5...10
0.5...10 / 0.5...10
1.2...2.4 (M 4)
12 / 5.5 x 1.0

Type	Qty.	Order No.
SAKS 1/35/G25	20	**0501520000**

Type	Current [A]	Qty.	Order No.
QL 2 SAKS1	47	50	**0191400000**
QL 3 SAKS1	36	50	**0191500000**
QL 4 SAKS1	36	20	**0191600000**
QL 10 SAKS1	36	20	**0338800000**
Width [mm]			
AP SAKS1+3 KRG	3	20	**0191320000**

DEK 5

Use the cross connection with a screw M3 x 6 mm with order no. 0346200000.

SAKS 1/35 5x25 — 10 mm²

With Neon Bulb



13 x 54 x 61
6.3 / 16
0.5 ... 16

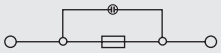

IEC	UL	CSA	EN 50019
6.3			
10			
		4	
	B6 / 5VA		

Rated connection
0.5...16 / 1.5...10
0.5...10 / 0.5...10
1.2...2.4 (M 4)
12 / 5.5 x 1.0

Type	Qty.	Order No.
SAKS 1/35 G25 GL 230VAC	10	**0198620000**

Type	Current [A]	Qty.	Order No.
Width [mm]			
AP SAKS1+3 KRG	3	20	**0191320000**

DEK 5

SAKS 3/35 — 10 mm²



13 x 54 x 61
10 / 16
0.33 ... 16



IEC	UL	CSA	EN 50019
500	300	600	
10	10	10	
10	AWG 22... 10	AWG 22... 10	
	6 / 3		
	B6 / 5VA		

Rated connection
0.5...16 / 1.5...10
0.5...10 / 0.5...10
1.2...2.4 (M 4)
12 / 5.5 x 1.0

Type	Qty.	Order No.
SAKS 3/35 G/5X30 500V	20	**0328920000**

Fuse terminals

TS 35 / KrG

When using ATEX certified components in hazardous area applications the installation instructions and the rated data for accessories in the technical appendix must be considered.

Width/Length/Height with TS35x7.5	mm
Max. current / max. cond. cross-section	A/mm²
Max. clamping range	mm²

SAKS 2/35 — 10 mm²



27.6 x 80 x 75
10 / 16
0.33 ... 16

IEC 60947-7-3 / VDE 0611-6

IEC	UL	CSA	EN 50019
500		600	
10		25	
10		AWG 22... 8	
		6 / 3	
		B6 / 5VA	

Rated connection	Additional connection
0.5...16 / 0.5...10	
0.5...10 / 0.5...10	
1.2...2.4 (M 4)	
12 / 5.5 x 1.0	

For short-circuit use up to 25A.

SAKS 4/35 — 10 mm²

D 01-fuses

24 x 75 x 66
16 / 16
0.33 ... 16



IEC 60947-7-3 / VDE 0611-6

IEC	UL	CSA	EN 50019
400	600	600	
16	30	30	
10	AWG 22... 8	AWG 22... 8	
	6 / 3		
	B6 / 5VA		

Rated connection
0.5...16 / 1.5...10
0.5...10 / 0.5...10
1.2...2.4 (M 4)
14 / 5.5 x 1.0

Tightening torque 1.6 Nm for 10 mm² stranded wire.

Technical data

Rated data	
Rated voltage for adjacent terminal	V
Rated current	A
Rated cross-section	mm²
Rated impulse voltage / Pollution severity	kV/-
Plug gauge IEC 60-947-1 / flammability class acc. UL 94	
Approvals	
Clamped conductor (H05V/H07V)	
Solid / stranded	mm²
Flexible / flexible w. wire end ferrule	mm²
Tightening torque range (clamping screw)	Nm
Stripping length / blade size	mm / -
2 clampable conductors of equal cross-section	
Solid / stranded	mm²
Flexible / flexible w. wire end ferrule	mm²
Information	

Order data

Version	Type	Qty.	Order No.
without LED	SAKS 2/35	20	**1368720000**
Information			

Type	Qty.	Order No.
SAKS 4/35	20	**0501820000**

Accessories

Cross-connection	Type	Current [A]	Qty.	Order No.
2-pole	QL 2 SAKS2	47	20	**0207800000**
3-pole	QL 3 SAKS2	36	20	**0207900000**
4-pole	QL 4 SAKS2	36	20	**0208000000**
(Q) 10-pole	QL 10 SAKS2	36	20	**0338900000**
Fuse cartridges	SS M4 D 128-A 4		100	**0136400000**
Fixing screw	BFSC M4X9T		100	**0103300000**
Screw cap		**Colour**		
SK	SK E16/SAKS2	black	25	**0284110000**
SK				
Gauge pieces		**Colour**		
	P 16/16 GR SAKS2	grey	100	**0209000000**
	P 16/20 BL SAKS2	blue	100	**0209100000**
Fuse cartridges				
Rated voltage 500V	E 16/10A RT TNDZ		25	**0208500000**
	E 16/16A GR TNDZ		25	**0208600000**
	E 16/20A BL TNDZ		25	**0208700000**
	E 16/25A GE TNDZ		25	**0208800000**
Fuse cartridges				
Rated voltage 400V				
Marking systems	DEK 5			
For detailed information on other accessories and applications see “Accessories”				

Type	Current [A]	Qty.	Order No.
QL 2 SAKS4	47	20	**0328000000**
QL 3 SAKS4	36	20	**0328100000**
QL 4 SAKS4	36	20	**0328200000**
QL 10 SAKS4	36	20	**0339000000**
SS M4 D 128-A 4		100	**0136400000**
BFSC M4X9T		100	**0103300000**
	Colour		
SK E14 SAKS4	black	20	**0339410000**
	Colour		
P 14/2 D01 RS SAKS4	pink	50	**0138000000**
P 14/4 D01 BR SAKS4	brown	50	**0138100000**
P 14/10 D01 RT SAKS4	red	50	**0328700000**
P 14/6 D01 GN SAKS4	green	50	**0328600000**
E 14/10A RT		10	**0328400000**
E 14/16A GR		10	**0328500000**
E 14/4A RS		10	**0137400000**
E 14/4A BR		10	**0137500000**
DEK 5			

Fuse terminals

SAKS 4/35 USA — 10 mm²

1 1/4 x 1/4

24 x 75 x 73
30 / 16
0.5 ... 16

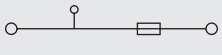

IEC	UL	CSA	EN 50019
400	600	600	
30	30	30	
10	AWG 20... 8	AWG 22... 8	
	6 / 3		
	B6 / 5VA		

Rated connection
0.5...16 / 1.5...10
0.5...10 / 0.5...10
1.2...2.4 (M 4)
14 / 5.5 x 1.0

Tightening torque 1.6 Nm for 10 mm² stranded wire.

Type	Qty.	Order No.
SAKS 4/35 USA	20	**0178220000**

Type	Current [A]	Qty.	Order No.
QL 2 SAKS4	47	20	**0328000000**
QL 3 SAKS4	36	20	**0328100000**
QL 4 SAKS4	36	20	**0328200000**
QL 10 SAKS4	36	20	**0339000000**
SS M4 D 128-A 4		100	**0136400000**
BFSC M4X9T		100	**0103300000**
	Colour		
SK E14 SAKS4 USA	black	1	**2012790000**
	Colour		

DEK 5

SAKS 5/35 — 16 mm²

D 02 - fuse

28 x 80 x 66
63 / 16
1.5 ... 16

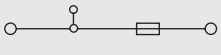

IEC 60947-7-3 / VDE 0611-6

IEC	UL	CSA	EN 50019
400	600	600	
63	40	63	
16	AWG 14... 6	AWG 14... 6	
	6 / 3		
	B7 / 5VA		

Rated connection
1.5...16 / 1.5...16
1.5...16 / 1.5...16
1.2...2.4 (M 4)
13 / 5.5 x 1.0

Tightening torque 1.6 Nm for 10 mm² stranded wire.

Type	Qty.	Order No.
SAKS 5/35	20	**0502120000**

Type	Current [A]	Qty.	Order No.
QL 2 SAKS2	47	20	**0207800000**
QL 3 SAKS2	36	20	**0207900000**
QL 4 SAKS2	36	20	**0208000000**
QL 10 SAKS2	36	20	**0338900000**
SS M4 D 128-A 4		100	**0136400000**
BFSC M4X9T		100	**0103300000**
	Colour		
SK E18 SAKS5	black	20	**0359310000**
	Colour		
P 18/20 D02 BL SAKS5	blue	50	**0361800000**
P 18/25 D02 GE SAKS5	yellow	50	**0361900000**
P 18/35 D02 SW SAKS5	black	50	**0362000000**
P 18/50 D02 WS SAKS5	white	50	**0362100000**
E 18/20A BL		10	**0361300000**
E 18/25A GE		10	**0361400000**
E 18/50A WS		10	**0361600000**
E 18/63A KU		10	**0361700000**

DEK 5

Partition plate TW HP (2.0) order No. 0607000000, for TS 32 only

Fuse inserts and gauge rings for Weidmüller fuse terminals

Fuse inserts

Technical data

Order data

for terminal type	Size (mm)	Rated voltage (V)	Rated current (A	Type		Qty.	Order No.
G fuse inserts 5 x 20 **without** indicator acc. to IEC 60127-2 (VDE 0820 T.2 Bl 1)							
SAKS 1 SAKS 7 ASK 1 WSI 6	5 x 20 Breaking capacity 1500 A (at 250 V, 50 Hz, cos φ 0,7)	250	0.1	(F)	G 20/0.10A/F	10	**0430300000**
			0.2	(F)	G 20/0.20A/F	10	**0430400000**
			0.25	(F)	G 20/0.25A/F	10	**0430500000**
			0.5	(F)	G 20/0.50A/F	10	**0430600000**
			0.63	(F)	G 20/0.63A/F	10	**0439000000**
			1.0	(F)	G 20/1.00A/F	10	**0430700000**
			1.6	(F)	G 20/1.60A/F	10	**0430800000**
			2.0	(F)	G 20/2.00A/F	10	**0430900000**
			2.5	(F)	G 20/2.50A/F	10	**0431000000**
			3.15	(F)	G 20/3.15A/F	10	**0431100000**
			4.0	(F)	G 20/4.00A/F	10	**0431200000**
			5.0	(F)	G 20/5.00A/F	10	**0431300000**
			6.3	(F)	G 20/6.30A/F	10	**0431400000**
			(M) = miedium-delayed action (F) = fast				
G fuse inserts 5 x 25 **with** indicator acc. to DIN 41576[1])							
SAKS 1 SAKS 7 WSI 6	5 x 25 m. K.[1]) Breaking capacity 80 A (at 250 V, 50 Hz, cos φ = 1	250	0.25	(M)	G 25/0.25A/M	10	**0546900000**
			0.5	(M)	G 25/0.50A/M	10	**0510300000**
			0.8	(M)	G 25/0.80A/M	10	**0646400000**
			1	(M)	G 25/1.00A/M	10	**0265800000**
			10	(M)[5])	G 25/10.0A/M	10	**0193100000**
			2	(F)	G 25/2.00A/F	10	**0192700000**
			4	(F)	G 25/4.00A/F	10	**0192800000**
			6.3	(F)	G 25/6.30A/F	10	**0192900000**
			(M) = miedium-delayed action (F) = fast				
Fuse inserts 1¼" x ¼" **without** indicator acc. to BS 88							
SAKS 3[2]) SAKS 6	33 kA Breaking capacity 33 kA fast	440	0,5		GZ 0.5A/F	10	**0533800000**
	E 0,5 A		1		GZ 1.0A/F	10	**0525500000**
	E 1 A		2		GZ 2.0A	10	**0294500000**
	E 2 A		3		GZ 3.0A	10	**0295700000**
	E 3 A		5		GZ 5.0A	10	**0294600000**
	E 5 A		7		GZ 7.0A	10	**0295800000**
	E 7 A		10		GZ 10.0A	10	**0293900000**
	E 10 A		12.5		GZ 12.5A FF	10	**0245400000**
			(F) = fast (M) = miedium-delayed action				
D fuse inserts E 16 **with** indicator acc. to DIN 49360 (diazed)							
SAKS 2	E 10 A	500	10		E 16/10A RT	25	**0208500000**
	E 16 A		16		E 16/16A GR	25	**0208600000**
	E 20 A		20		E 16/20A BL	25	**0208700000**
	E 25 A		25		E 16/25A GE	25	**0208800000**
			(F) = fast (M) = miedium-delayed action				
D fuse inserts E 14 Size D 01 and E 18 size D 02 **with** indicator acc. to DIN 49522 (neozed)[3])							
SAKS 4[4])	E 14/2	400	2		E 14/2A RS	10	**0137400000**
	E 14/4		4		E 14/4A BR	10	**0137500000**
	E 14/6		6		E 14/6A GN	10	**0328300000**
	E 14/10		10		E 14/10A RT	10	**0328400000**
	E 14/16		16		E 14/16A GR	10	**0328500000**
SAKS 5	E 18/20		20		E 18/20A BL	10	**0361300000**
	E 18/25		25		E 18/25A GE	10	**0361400000**
	E 18/35	400	35		E 18/35A SW	10	**0361500000**
	E 18/50		50		E 18/50A WS	10	**0361600000**
	E 18/63		63		E 18/63A KU	10	**0361700000**
			(F) = fast (M) = miedium-delayed action				

Note:
[1]) The SIBA company also supplies 5 x 25 G fuse inserts with indicators in a shipbuilding model for 450 V AC.
[2]) 5 x 30 (500 V AC) fuse inserts for SAKS 3 are available from the WICKMANN company
[3]) The LINDNER company also supplies neozed fuse cartridges in an additional shipbuilding mode for 440 V AC.
[4]) Fuse cartridges with the dimensions 1"x1¼" ≙ 25.4x6.35 mm and 13/32"x1½" ≙ 10.3x38.1 mm ar not included in product line.
[5]) Only for SAKS 1 and SAKS 7.

Fuse inserts and gauge rings for Weidmüller fuse terminals

Gauge rings

Technical data

Order data

For terminal type	Gauge ring type	Amp.	Colour	Typ	Qty.	Order No.
SAKS 4 and 4/35	P 14/2	2	Pink	P 14/2D01 RS	50	**0138000000**
	P 14/4	4	Brown	P 14/4D01 BR	50	**0138100000**
	P 14/6	6	Green	P 14/6D01 GN	50	**0328600000**
	P 14/1	10	Red	P 14/10D01 RT	50	**0328700000**
SAKS 5 and 5/35	P 18/20	20	Blue	P 18/20D02 BL	50	**0361800000**
	P 18/25	25	Yellow	P 18/25D02 GE	50	**0361900000**
	P 18/35	35	Black	P 18/35D02 SW	50	**0362000000**
	P 18/50	50	White	P 18/50D02 WS	50	**0362100000**
SAKS 2 and 2/35	P 16/10	10	Red	P 16/10 RT	100	**0208900000**
	P 16/16	16	Grey	P 16/16 GR	100	**0209000000**
	P 16/20	20	Blue	P 16/20 BL	100	**0209100000**

Installation terminals

TS 35 / PA

This NT-terminals are used for isolated measurement without the disconnection of the wire.

When using ATEX certified components in hazardous area applications the installation instructions and the rated data for accessories in the technical appendix must be considered.

		NT 2.5/35	2.5 mm²	NT 6/35 (KrG)	6 mm²
					
Width/Length/Height with TS35x7.5	mm	**6** x 45 x 44		**8** x 49 x 44	
Max. current / max. cond. cross-section	A/mm²	**24 / 4**		**41 / 10**	
Max. clamping range	mm²	**0.33 ... 4**		**0.5 ... 10**	

Technical data

		NT 2.5/35				NT 6/35 (KrG)			
Rated data		IEC 60947-7-1 / VDE 0611-4				IEC 60947-7-1 / VDE 0611-4			
		IEC	**UL**	**CSA**	**EN 50019**	**IEC**	**UL**	**CSA**	**EN 50019**
Rated voltage	V	400	300	300		400	300	300	
Rated current	A	24	20	25		41	40	40	
Rated cross-section	mm²	2.5	AWG 22… 12	AWG 22… 12		6	AWG 22… 8	AWG 20… 10	
Rated impulse voltage / Pollution severity	kV/-	6 / 3				6 / 3			
Plug gauge IEC 60-947-1 / flammability class acc. UL 94		A3 / V2				A5 / 5VA			
Approvals									
Clampable conductors (H05V/H07V)		**Rated connection**				**Rated connection**			
Solid / stranded	mm²	0.5…4 / 0.5…4				0.5…10 / 0.5…10			
Flexible / flexible w. wire end ferrule	mm²	0.5…2.5 / 0.5…2.5				0.5…10 / 0.5…6			
Stripping length / blade size	mm / -	10 / 0.6 x 3.5				12 / 0.8 x 4			
Tightening torque range (clamping screw)	Nm	0.5…0.8 (M 2.5)				0.8…1.4 Nm (M 3.5)			
Information		Tightening torque for the disconnect clamp 0.5 … 0.8 Nm.				Tightening torque for the disconnect clamp 0.5 … 0.8 Nm.			

Order data

Version	NT 2.5/35			NT 6/35 (KrG)		
	Type	**Qty.**	**Order No.**	**Type**	**Qty.**	**Order No.**
dark beige						
blue	NT 2.5/35 10X3 BL	100	**0471780000**	NT 6/35 10X3 KRG/BL	100	**0501470000**
Information						

Accessories

		NT 2.5/35				NT 6/35 (KrG)			
Cross-connection		**Type**	**Current [A]**	**Qty.**	**Order No.**	**Type**	**Current [A]**	**Qty.**	**Order No.**
2-pole									
3-pole									
4-pole									
(Q) 10-pole									
End plate / partition		**Width [mm]**				**Width [mm]**			
beige									
blue									
Mounting plate for 10 x 3 (reqd. every 20 cm)		**Width [mm]**				**Width [mm]**			
blue		HP NT2.5 BL	1.5	20	**0352080000**	HP NT6/10 BL	1.5	20	**0352880000**
for vertical mounting position									
Busbar 10 x 3 (140A)									
Lower edge busbar to upper edge TS35 = 25.5mm		SSCH 10X3X1000 CU/SN		1	**0348900000**	SSCH 10X3X1000 CU/SN		1	**0348900000**
Tension clamp for feeding 10 x 3 busbars		**Width [mm]**				**Width [mm]**			
Rigid / flexible 0.5 - 6 / 4mm²		ZB 4	5.6	50	**0316500000**	ZB 4	5.6	50	**0316500000**
Rigid / flexible 6 - 16mm²		ZB 16 ZKSC		50	**0316600000**	ZB 16 ZKSC		50	**0316600000**
(ZB16) Standard version		ZB 35/M6X16		20	**0266500000**	ZB 35/M6X16		20	**0266500000**
Marking systems		DEK 6				DEK 6			
Detailed information on all versions in chapter accessories.		PEN-bridge and additional clamping yoke variants see chapter accessories. To use twin ferrules on request.				PEN-bridge and additional clamping yoke variants see chapter accessories. To use twin ferrules on request.			

Installation terminals

NT 10/35 — 10 mm²



10 x 45 x 44
57 / 16
0.5 ... 16

IEC 60947-7-1 / VDE 0611-4

IEC	UL	CSA	EN 50019
400	300	300	
57	50	50	
10	AWG 14… 8	AWG 14… 8	
	6 / 3		
	B6 / V2		

Rated connection
0.5…16 / 0.5…10
0.5…10 / 0.5…10
12 / 5.5 x 1.0
1.2…1.6 Nm (M 4)

0.5..0.8 Nm tightening torque via disconnector 10 mm² multistrand conductor tightened with 1.6 Nm

Type	Qty.	Order No.
NT 10/35 10X3 BL	50	**0471880000**

Type	Current [A]	Qty.	Order No.
	Width [mm]		
	Width [mm]		
HP NT6/10 BL	1.5	20	**0352880000**
SSCH 10X3X1000 CU/SN		1	**0348900000**
	Width [mm]		
ZB 4	5.6	50	**0316500000**
ZB 16 ZKSC		50	**0316600000**
ZB 35/M6X16		20	**0266500000**

DEK 6

For PEN jumpers and other cable grip variations see the Accessories section. Use of twin wire end ferrules on request.

NT 16/35 — 16 mm²



12 x 59.5 x 58
76 / 16
2.5 ... 16

IEC 60947-7-1 / VDE 0611-4

IEC	UL	CSA	EN 50019
400	300	300	
76	65	70	
16	AWG 16… 6	AWG 12… 6	
	6 / 3		
	B6 / V2		

Rated connection
2.5…16 / 2.5…10
2.5…16 / 2.5
12 / 5.5 x 1.0
1.2…1.6 Nm (M 4)

Tightening torque for the disconnect lever 0.8 … 1.4 Nm. Tightening torque for 10 and 16 mm² stranded with 1.6 Nm.

Type	Qty.	Order No.
NT 16/35 10X3 BL	50	**0499280000**

Type	Current [A]	Qty.	Order No.
	Width [mm]		
	Width [mm]		
HP NT16/10X3	2	20	**1266380000**
SSCH 10X3X1000 CU/SN		1	**0348900000**
	Width [mm]		
ZB 4	5.6	50	**0316500000**
ZB 16 ZKSC		50	**0316600000**
ZB 35/M6X16		20	**0266500000**

DEK 5

PEN-bridge and additional clamping yoke variants see chapter accessories. To use twin ferrules on request.

Modular disconnect test terminals

TS 35 / KrG

When using ATEX certified components in hazardous area applications the installation instructions and the rated data for accessories in the technical appendix must be considered.

Width/Length/Height with TS35x7.5	mm
Max. current / max. cond. cross-section	A/mm²
Max. clamping range	mm²

SAKT 1/LT — 6 mm²



8 x 65 x 52.5
57 / 10
0.13 ... 10



Technical data

IEC 60947-7-1

IEC	UL	CSA	EN 50019
400	300	300	
41	25	25	
6	AWG 26... 8	AWG 26... 8	
	6 / 3		
	A5 / 5VA		

Rated data	
Rated voltage	V
Rated current	A
Rated cross-section	mm²
Rated impulse voltage / Pollution severity	kV/-
Plug gauge IEC 60-947-1 / flammability class acc. UL 94	
Approvals	

Rated connection	Additional connection
0.5...10 / 1.5...10	
0.5...6 / 0.5...6	
0.8...1.6 (M 3.5)	
0.5...0.8	
12 / 4.0 x 0.8	

Clampable conductors (H05V/H07V)	
Solid / stranded	mm²
Flexible / flexible w. wire end ferrule	mm²
Tightening torque range (clamping screw)	Nm
Tightening torque range disconnector	Nm
Stripping length / blade size	mm / -

Information

Order data

Version	Type	Qty.	Order No.
Without socket	SAKT 1/35/LT	50	**0105420000**
with open back for cross-connection			
with 1 socket			
with 2 sockets	SAKT 1/35/LT STB	50	**0105620000**
with 4 sockets			

Information

Accessories

Cross-connection	Type	Current [A]	Qty.	Order No.
ZQV: pluggable cross-connection	QL 2 SAK6N	57	50	**0194300000**
2-pole	QL 3 SAK6N	57	50	**0194400000**
3-pole	QL 4 SAK6N	57	50	**0194500000**
4-pole	QL 10 SAK6N	57	20	**0338300000**
10-pole / 32-pole	VH 12/4.9/3.3 SAK6N		100	**0249000000**
Connecting sleeve for cross-conn. QL	KISC M3X20 SAK10 CU5		100	**0377100000**
Fixing screw for cross-conn. QL				

End plate / partition	Type	Width [mm]	Qty.	Order No.
End plate	AP SAKB/C/T KRG	3	20	**0146720000**
Partition	TW SAKB/C/T1	1.5	20	**0242960000**
Partition disc	TSCH 2	0.6	100	**0353660000**

Cross-connection slider				
2-pole	QVS 2 SAKT1+2		20	**0307300000**
3-pole	QVS 3 SAKT1+2		20	**0329300000**
4-pole	QVS 4 SAKT1+2		20	**0307400000**
Connecting sleeve for QVS	VH 19/6/4.2 SAKT1		50	**0318000000**
Fixing screw for QVS	BS 25 O.IH SAKT1		50	**0334700000**

Testing/Checking				
Test plug	PS 4 F.STB 4		20	**0299600000**
Socket	STB 14/D6/4/M3 SAK10		50	**0169900000**
Socket				

Other accessories				
Lockout device	SSP 3 SAKT1		100	**0531760000**
Shorting plug, 2-pole	QS 2/8/4		20	**0270960000**

Marking systems

DEK 6,5

For detailed information on other accessories and applications see "Accessories"

To safe the test sockets use the SD-blade or bits with pilots!

SAKT 1/DU1 — 6 mm²



8 x 65 x 52.5
57 / 10
0.13 ... 10

Technical data

IEC 60947-7-1

IEC	UL	CSA	EN 50019
400	300	300	
41	25	25	
6	AWG 26... 8	AWG 26... 8	
	6 / 3		
	A5 / 5VA		

Rated connection	Additional connection
0.5...10 / 1.5...10	
0.5...6 / 0.5...8	
0.8...1.6 (M 3.5)	
12 / 4.0 x 0.8	

Tightening torque 1.6 Nm for 10 mm² stranded wire.

Order data

Type	Qty.	Order No.
SAKT 1/35/DU1	50	**0105820000**

Accessories

Type	Current [A]	Qty.	Order No.
QL 2 SAK6N	57	50	**0194300000**
QL 3 SAK6N	57	50	**0194400000**
QL 4 SAK6N	57	50	**0194500000**
QL 10 SAK6N	57	20	**0338300000**
VH 12/4.9/3.3 SAK6N		100	**0249000000**
KISC M3X20 SAK10 CU5		100	**0377100000**
Width [mm]			
AP SAKB/C/T KRG	3	20	**0146720000**
TW SAKB/C/T1	1.5	20	**0242960000**
TSCH 2	0.6	100	**0353660000**
QVS 2 SAKT1+2		20	**0307300000**
QVS 3 SAKT1+2		20	**0329300000**
QVS 4 SAKT1+2		20	**0307400000**
VH 19/6/4.2 SAKT1		50	**0318000000**
BS 25 O.IH SAKT1		50	**0334700000**
PS 4 F.STB 4		20	**0299600000**
STB 14/D6/4/M3 SAK10		50	**0169900000**
SSP 3 SAKT1		100	**0531760000**
QS 2/8/4		20	**0270960000**

DEK 6,5

To safe the test sockets use the SD-blade or bits with pilots!

Modular disconnect test terminals

SAKT 1/QT — 6 mm²



8 x 65 x 52.5
57 / 10
0.13 ... 10

IEC 60947-7-1

IEC	UL	CSA	EN 50019
400	300	300	
41	25	25	
6	AWG 26... 8	AWG 26... 8	
	6 / 3		
	A5 / 5VA		

Rated connection	Additional connection
0.5...10 / 1.5...10	
0.5...6 / 0.5...6	
0.8...1.6 (M 3.5)	
0.5...0.8	
12 / 4.0 x 0.8	

Tightening torque 1.6 Nm for 10 mm² stranded wire.

Type	Qty.	Order No.
SAKT 1/35/QT2	50	**0124620000**
SAKT 1/35/QT1	50	**0105720000**

Type	Current [A]	Qty.	Order No.
QL 2 SAK6N	57	50	**0194300000**
QL 3 SAK6N	57	50	**0194400000**
QL 4 SAK6N	57	50	**0194500000**
QL 10 SAK6N	57	20	**0338300000**
VH 12/4.9/3.3 SAK6N		100	**0249000000**
KISC M3X20 SAK10 CU5		100	**0377100000**
Width [mm]			
AP SAKB/C/T KRG	3	20	**0146720000**
TW SAKB/C/T1	1.5	20	**0242960000**
TSCH 2	0.6	100	**0353660000**
QVS 2 SAKT1+2		20	**0307300000**
QVS 3 SAKT1+2		20	**0329300000**
QVS 4 SAKT1+2		20	**0307400000**
VH 19/6/4.2 SAKT1		50	**0318000000**
BS 25 O.IH SAKT1		50	**0334700000**
PS 4 F.STB 4		20	**0299600000**
STB 14/D6/4/M3 SAK10		50	**0169900000**
SSP 3 SAKT1		100	**0531760000**
QS 2/8/4		20	**0270960000**

DEK 6,5

To safe the test sockets use the SD-blade or bits with pilots!

SAKT 2/LT — 6 mm²



8 x 82 x 52.5
46 / 10
0.5 ... 10

IEC 60947-7-1

IEC	UL	CSA	EN 50019
400	300	300	
41	25	25	
6	AWG 22... 8	AWG 26... 8	
	6 / 3		
	A5 / 5VA		

Rated connection	Additional connection
0.5...10 / 1.5...6	
0.5...6 / 0.5...6	
0.8...1.6 (M 3.5)	
0.5...0.8	
12 / 4.0 x 0.8	

Tightening torque 1.6 Nm for 10 mm² stranded wire.

Type	Qty.	Order No.
SAKT 2/35/LT/STB	50	**0105920000**
SAKT 2/35/LT 4STB	50	**0106020000**

Type	Current [A]	Qty.	Order No.
QL 2 SAK6N	57	50	**0194300000**
QL 3 SAK6N	57	50	**0194400000**
QL 4 SAK6N	57	50	**0194500000**
QL 10 SAK6N	57	20	**0338300000**
VH 12/4.9/3.3 SAK6N		100	**0249000000**
BS 25 O.IH SAKT1		50	**0334700000**
Width [mm]			
AP SAKT2 KRG	3	20	**0329120000**
TW SAKT2	2.5	20	**0351820000**
TSCH 2	0.6	100	**0353660000**
QVS 2 SAKT1+2		20	**0307300000**
QVS 3 SAKT1+2		20	**0329300000**
QVS 4 SAKT1+2		20	**0307400000**
VH 19/6/4.2 SAKT1		50	**0318000000**
BS 25 O.IH SAKT1		50	**0334700000**
PS 4 F.STB 4		20	**0299600000**
STB 14/D6/4/M3 SAK10		50	**0169900000**
SSP 3 SAKT1		100	**0531760000**
QS 2/8/4		20	**0270960000**

DEK 6,5

To safe the test sockets use the SD-blade or bits with pilots!

SAKT 4/35/LT — 4 mm²



6 x 57.2 x 40
41 / 6
0.13 ... 6

IEC 60947-7-1

IEC	UL	CSA	EN 50019
400	300	300	
32	20	20	
4	AWG 22... 12	AWG 26... 10	
	6 / 3		
	A3 / 5VA		

Rated connection	Additional connection
0.5...6 / 1.5...4	
0.5...4 / 0.5...4	
0.4...0.7 (M 2.5)	
0.4...0.7	
10 / 3.5 x 0.6	

Type	Qty.	Order No.
SAKT 4/35/LT O.STB	50	**1272420000**
SAKT 4/35/LT STB2.0	50	**1272520000**

Type	Current [A]	Qty.	Order No.
QL 2 SAK2.5	41	100	**0155900000**
QL 3 SAK2.5	41	100	**0156000000**
QL 4 SAK2.5	41	50	**0156100000**
QL 10 SAK2.5	41	20	**0338100000**
VH 8/4.9/3.3 SAK2.5		100	**0266700000**
KISC M3X15/6 SAK2.5 CU5		100	**0377200000**
Width [mm]			
AP SAKT4 KRG	3	20	**0244920000**
TW AST1/PA HP/DBR/0.5	0.5	20	**0474700000**
TSCH 2	0.6	100	**0353660000**
QVS 2/4 SAKT4		20	**1319260000**
VH 16/5/3.5 SAK10-35		50	**0309700000**
BFSC M3X22 SAKT4		50	**1319900000**
PS 2.0 OR		20	**0293800000**
STB 8.5/D4.5/2/M3 SAKT4		50	**0244600000**
STB 8.5/5/2.3/M3 SAK2.5		50	**0280600000**
SSP 4 SAKT4		20	**1319360000**

DEK 6,5

To safe the test sockets use the SD-blade or bits with pilots!

Feed-through terminals for thermocouples

Thermocouple-terminals TS 35/PA

Busbars made from thermocouple materials according to DIN IEC 584

DK 4 Q/TC



Width/length/height with TS35x7.5	mm	**6** x 54 x 60.5
max. current / max. conductor	A/mm²	**/ 4**
max. clamping range	mm²	**0.5 ... 4**

Weidmüller's **thermocouple-treminals** are specially designed for transmitting the smallest voltages in temperature measuring circuits. Special busbars ensure that no false signals occur in the terminal when temperature differences exist in the positive and negative path. This high measuring precision is necessary for, e.g. test beds, air craft engines, for complicated chemical processes, controls, etc.

Technical data

Measure/Approvals		
Width/length/height (mm)	with TS 35 x 7.5	6/54/60.5
Insulation stripping length/clamping screw/screwdriver blade		9 mm/M 3/3.5 x 0.6
Technical data/VDE		
Insulation stripping length/clamping screw/screwdriver blade	mm²	4
Tightening torque range	Nm	0.5...1

Ordering data

Version	Type	Qty.	Order No.
NiCr			
Ni			
CuNi			
Fe			
Cu			
NiCr/Ni	K	100	**1284160000**
Cu/CuNi	T	100	**1285660000**
Fe/CuNi	J	100	**1284060000**

End plate	Type	Width [mm]	Qty.	Order No.
PA	AP (1.5)	1.5	20	**1397160000**

Partition	Type	Width [mm]	Qty.	Order No.
WEM	WTW EN	3.0	20	**1058800000**
for TS 32 HP	TW HP	2.0	20	**0607000000**

Labelling systems		
Labelling tags	DEK 6	

I. Configuration of a temperature measuring circuit

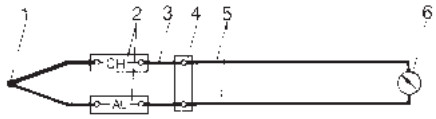

1 Thermocouple (sensor)
2 Thermocouple terminals
3 Compensation conductor
4 Reference point
5 Supply conductors (to and from)
6 Measuring device

The thermocouple terminals displayed in this measurement circuit are used to thermoelectrically transmit thermal e.m.f. of the thermocouple to the reference point and indicating device via the thermocouple.

II. Symbols Thermocouples according to IEC 584 DIN 43710

	Terminal	Busbar material trade name
a) Type J		
Fe (positive leg)		Iron
CuNi (negative leg)		Constantan
b) Type T		
Cu (positive leg)		Copper
CuNi (negative leg)		Constantan
c) Type K		
NiCr (positive leg)		Chromel
Ni (negative leg)		Alumel

Detailed information on other accessories and their use can be found in the "Accessories" section.

Further versions on request.

Modular terminals with screwless connection

With tab connection
TS 35 / PA

When using ATEX certified components in hazardous area applications the installation instructions and the rated data for accessories in the technical appendix must be considered.

		AST 1 / 35 2.5 mm²	AST 3/35 2.5 mm²
Width/Length/Height with TS35x7.5	mm	**6.5** x 58 x 46	**6.5** x 44 x 40.1
Max. current / max. cond. cross-section	A/mm²	**20 / 4**	**20**
Max. clamping range	mm²	**0.2 ... 4**	





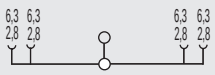

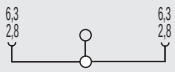

Technical data

Rated data		AST 1 / 35	AST 3/35
		IEC 60947-7-1 / IEC 61210	IEC 60947-7-1 / IEC 61210
		IEC / UL / CSA / EN 50019	IEC / UL / CSA / EN 50019
Rated voltage	V	800 / 600 / 300	800 / 300 / 300
Rated current	A	20 / 13 / 16	20 / 13 / 16
Rated cross-section	mm²	2.5	2.5
Rated impulse voltage / Pollution severity	kV/-	6 / 3	6 / 3
Plug gauge IEC 60-947-1 / flammability class acc. UL 94		/ V2	/ V2
Approvals			
Clampable conductors (H05V/H07V)		**Rated connection / Additional connection**	**Rated connection / Additional connection**
Solid / stranded	mm²		
Flexible / flexible w. wire end ferrule	mm²		
Tightening torque range (clamping screw)	Nm		
Stripping length / blade size	mm / -		
2 clampable conductors of equal cross-section			
Solid / stranded	mm²		
Flexible / flexible w. wire end ferrule	mm²		
Information		For tab connection use a insulated sleeve.	For tab connection use a insulated sleeve.

Order data

Version	Type	Qty.	Order No.	Type	Qty.	Order No.
slotted	AST 1/35 6.3/2.8	50	**0699660000**	AST 3/35 6.3/2.8	100	**0460360000**
Unslotted	AST 1/35 6.3	50	**0664860000**	AST 3/35 6.3	100	**0479360000**
slotted blue						
Unslotted blue						
Information						

Accessories

Cross-connection	Type	Current [A]	Qty.	Order No.	Type	Current [A]	Qty.	Order No.
2-pole	Q 2 SAK4	41	50	**0336700000**	Q 2 SAK4	41	50	**0336700000**
3-pole	Q 3 SAK4	41	50	**0336800000**	Q 3 SAK4	41	50	**0336800000**
4-pole	Q 4 SAK4	41	50	**0336900000**	Q 4 SAK4	41	50	**0336900000**
(Q) 10-pole	Q 10 SAK4	41	20	**0368800000**	Q 10 SAK4	41	20	**0368800000**
Plug adapter								
2-pole					STA 2.5/2		100	**0165860000**
3-pole					STA 2.5/3		50	**0165960000**
4-pole					STA 2.5/4		50	**0190360000**
5-polig					STA 2.5/5		50	**0166060000**
8-pole					STA 2.5/8		50	**0166160000**
End plate / partition		**Width [mm]**				**Width [mm]**		
End plate	AP AST1+5 DB	1.5	20	**0266400000**	AP AST3+4 KRG	3	20	**0298120000**
Partition	TW SAKS2 HP/DBR/2	2	20	**0607000000**	TW 4 SAK4-10	1.5	20	**0130160000**
Partition disc	TSCH 1	2	100	**0319160000**	TSCH 1	2	100	**0319160000**
Testing/Checking								
for testing PS	PS 2.3 RT		20	**0180400000**	PS 2.3 RT		20	**0180400000**
wired terminal strips StB	STB 14/D5/2.3/M3 SAK2.5		50	**0168600000**	STB 14/D5/2.3/M3 SAK2.5		50	**0168600000**
Insulating sleeve								
2,8	IH 2.8 DB		100	**0386060000**	IH 2.8 DB		100	**0386060000**
6,3	IH 6.3 WEM GE		100	**0386260000**	IH 6.3 WEM GE		100	**0386260000**
Marking systems								
	DEK 6				DEK 6			
For detailed information on other accessories and applications see “Accessories”					Pluggable adapter STA 2,5/2 - STA 2,5/8 only for PA - Version.			

Modular terminals with screwless connection

AST 4/35 — 2.5 mm²



6.2 x 43.5 x 40.1
20 / 4
0.2 ... 4

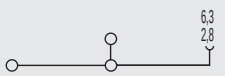

IEC 60947-7-1 / IEC 61210

IEC	UL	CSA	EN 50019
800	300	300	
20	13	16	
2.5	AWG 22... 12	AWG 24... 12	
	6 / 3		
	A3 / V2		

Rated connection	Additional connection
0.5...4 / 1.5...2.5	
0.5...2.5 / 0.5...2.5	
0.4...0.7 (M 2.5)	
9 / 3.5 x 0.6	

For tab connection use a insulated sleeve.

Type	Qty.	Order No.
AST 4/35 SF 6.3/2.8	100	**0460460000**
AST 4/35 SF 6.3	100	**0479460000**

Type	Current [A]	Qty.	Order No.
Q 2 SAK4	41	50	**0336700000**
Q 3 SAK4	41	50	**0336800000**
Q 4 SAK4	41	50	**0336900000**
Q 10 SAK4	41	20	**0368800000**
STA 2.5/2		100	**0165860000**
STA 2.5/3		50	**0165960000**
STA 2.5/4		50	**0190360000**
STA 2.5/5		50	**0166060000**
STA 2.5/8		50	**0166160000**
Width [mm]			
AP SAK2.5/35 + AST3+4	1.5	20	**0460560000**
TW 4 SAK4-10	1.5	20	**0130160000**
TSCH 1	2	100	**0319160000**
PS 2.3 RT		20	**0180400000**
STB 14/D5/2.3/M3 SAK2.5		50	**0168600000**
IH 2.8 DB		100	**0386060000**
IH 6.3 WEM GE		100	**0386260000**

DEK 6

Pluggable adapter STA 2,5/2 - STA 2,5/8 only for PA - Version.

AST 5/35 — 4 mm²



6.5 x 58 x 46
20 / 6
0.2 ... 6

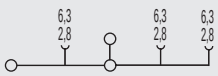

IEC 60947-7-1 / IEC 61210

IEC	UL	CSA	EN 50019
800	300	300	
20	13	16	
4	AWG 22... 12	AWG 24... 12	
	6 / 3		
	A4 / V2		

Rated connection	Additional connection
0.5...6 / 1.5...2.5	
0.5...4 / 0.5...4	
0.5...1.0 (M 3)	
12 / 3.5 x 0.6	

For tab connection use a insulated sleeve.

Type	Qty.	Order No.
AST 5/35 SF 6.3/2.8 DB	50	**0664900000**
AST 5/35 SF 6.3 DB	50	**0699700000**

Type	Current [A]	Qty.	Order No.
Q 2 SAK4	41	50	**0336700000**
Q 3 SAK4	41	50	**0336800000**
Q 4 SAK4	41	50	**0336900000**
Q 10 SAK4	41	20	**0368800000**
Width [mm]			
AP AST1+5 DB	1.5	20	**0266400000**
TW AST1/PA HP/DBR/0.5	0.5	20	**0474700000**
PS 2.3 RT		20	**0180400000**
STB 14/D5/2.3/M3 SAK2.5		50	**0168600000**
IH 2.8 DB		100	**0386060000**
IH 6.3 WEM GE		100	**0386260000**

DEK 6,5

SAK 4 S/35 — 4 mm²



6.5 x 45 x 49.5
20 / 6
0.13 ... 6

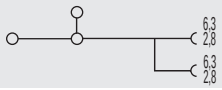

IEC 60947-7-1 / IEC 61210

IEC	UL	CSA	EN 50019
500	600	300	
20	13	13	
4	AWG 26... 12	AWG 26... 12	
	6 / 3		
	A4 / V2		

Rated connection	Additional connection
0.33...6 / 1.5...4	
0.5...4 / 0.5...4	
0.5...1.0 (M 3)	
12 / 3.5 x 0.6	

For tab connection use a insulated sleeve

Type	Qty.	Order No.
SAK 4 S/35 6.3/2.8	100	**0630360000**

Type	Current [A]	Qty.	Order No.
QL 2 SAK4	32	100	**0130600000**
QL 3 SAK4	32	100	**0130700000**
QL 4 SAK4	32	50	**0130800000**
QL 10 SAK4	32	20	**0338200000**
Width [mm]			
AP SAK4-10	1.5	20	**0117960000**
TW 4 SAK4-10	1.5	20	**0130160000**
PS 2.3 RT		20	**0180400000**
STB 14/D5/2.3/M3 SAK2.5		50	**0168600000**
IH 2.8 DB		100	**0386060000**
IH 6.3 WEM GE		100	**0386260000**

DEK 6,5

Modular terminals with screwless connection

With tab connection
TS 35 / PA

When using ATEX certified components in hazardous area applications the installation instructions and the rated data for accessories in the technical appendix must be considered.

		SAK 4 SS/35	4 mm²	SAKR F	4 mm²
					
Width/Length/Height with TS35x7.5	mm	**6.5** x 45 x 49.5	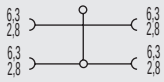	**6.5** x 42 x 40.5	
Max. current / max. cond. cross-section	A/mm²	**20 / 4**		**10 / 4**	
Max. clamping range	mm²	**0.13 ... 4**		**0.13 ... 4**	

Technical data

		SAK 4 SS/35	SAKR F
Rated data		IEC 60947-7-1 / IEC 61210	IEC 60947-7-1 / IEC 61210 / VDE 0100-537
		IEC / **UL** / **CSA** / **EN 50019**	**IEC** / **UL** / **CSA** / **EN 50019**
Rated voltage	V	500 / 600 / 300	250 / 300 / 300
Rated current	A	20 / 13 / 13	10 / 10 / 10
Rated cross-section	mm²	4 / AWG 26… 12 / AWG 26… 12	4 / AWG 22… 12 / AWG 22… 12
Rated impulse voltage / Pollution severity	kV/-	6 / 3	6 / 3
Plug gauge IEC 60-947-1 / flammability class acc. UL 94		/ V2	A3 / V2
Approvals			
Clampable conductors (H05V/H07V)		**Rated connection** / **Additional connection**	**Rated connection** / **Additional connection**
Solid / stranded	mm²		0.5…4 / 1.5…4
Flexible / flexible w. wire end ferrule	mm²		0.5…4 / 0.5…2.5
Tightening torque range (clamping screw)	Nm		0.5…1.0 (M 3)
Stripping length / blade size	mm / -		8 / 3.5 x 0.6
2 clampable conductors of equal cross-section			
Solid / stranded	mm²		
Flexible / flexible w. wire end ferrule	mm²		
Information		For tab connection use a insulated sleeve.	

Order data

Version	SAK 4 SS/35 **Type**	**Qty.**	**Order No.**	SAKR F **Type**	**Qty.**	**Order No.**
slotted	SAK 4 SS/35 6.3/2.8	100	**0630460000**	SAKRF/35	100	**6382670000**
Unslotted						
slotted blue						
Unslotted blue						
Information						

Accessories

Cross-connection	SAK 4 SS/35 **Type**	**Current [A]**	**Qty.**	**Order No.**	SAKR F **Type**	**Current [A]**	**Qty.**	**Order No.**
2-pole	QL 2 SAK4	32	100	**0130600000**	QB 2 WI RA6 IS	27	50	**0482700000**
3-pole	QL 3 SAK4	32	100	**0130700000**	QB 3 WI RA6 IS	27	50	**0482800000**
4-pole	QL 4 SAK4	32	50	**0130800000**	QB 4 WI RA6 IS	27	50	**0482900000**
(Q) 10-pole	QL 10 SAK4	32	20	**0338200000**				
Plug adapter								
2-pole								
3-pole								
4-pole								
5-polig								
8-pole								
End plate / partition	**Width [mm]**				**Width [mm]**			
End plate	AP SAK4-10	1.5	20	**0117960000**	AP SAKR BE	1.5	20	**0211360000**
Partition	TW 4 SAK4-10	1.5	20	**0130160000**				
Partition disc								
Testing/Checking								
for testing PS					PS 2.3 RT		20	**0180400000**
wired terminal strips StB					STB 6/D3.7/2.3/M3 SAKR		100	**0379400000**
Insulating sleeve								
2,8	IH 2.8 DB		100	**0386060000**	IH 2.8 DB		100	**0386060000**
6,3	IH 6.3 WEM GE		100	**0386260000**				
Marking systems								
	DEK 6,5				DEK 6,5			
For detailed information on other accessories and applications see “Accessories”					QB 25 blank, see chapter accessories. To use twin ferrules ZH 0,5 to ZH 1,5 is possible.			

Modular terminals with screwless connection

DK 4 SS/35 — 1 mm²

6 x 54 x 60.5
20 / 2.5
0.33 ... 2.5

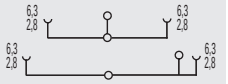

IEC 60947-7-1 / IEC 61210

IEC	UL	CSA	EN 50019
400	300	300	
20	10	10	
1	AWG 22... 12	AWG 22... 12	
	4 / 3		
	/ V2		

Rated connection	Additional connection

For tab connection use a insulated sleeve.

Type	Qty.	Order No.
DK 4SS/35 FF 4X6.3/2.8	100	**0217160000**

Type	Current [A]	Qty.	Order No.
Q 2 AKZ4	32	50	**0336400000**
Q 3 AKZ4	32	50	**0336500000**
Q 4 AKZ4	32	50	**0336600000**
Q 10 AKZ4	32	20	**0368600000**

Width [mm]			
AP DK4S		20	**0631360000**
TSCH 6 DKI S4	5	100	**0190260000**
PS 2.3 RT		20	**0180400000**
STB 8.5/D4/2.3/M2.5 AKZ		50	**0215700000**
IH 2.8 DB		100	**0386060000**
IH 6.3 WEM GE		100	**0386260000**

DEK 6

DK 4 SS/35 2.8 — 1 mm²

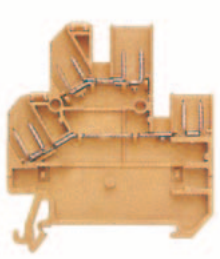

6 x 54 x 60.5
/ 2.5
0.33 ... 2.5

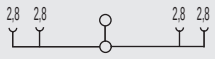

IEC 60947-7-1 / IEC 61210

IEC	UL	CSA	EN 50019
400	300	300	
20	10	10	
1	AWG 22... 12	AWG 22... 12	
	4 / 3		
	/ V2		

Rated connection	Additional connection

For tab connection use a insulated sleeve.

Type	Qty.	Order No.
DK 4SS/35 FF 8X2.8	100	**0297060000**

Type	Current [A]	Qty.	Order No.
Q 2 AKZ4	32	50	**0336400000**
Q 3 AKZ4	32	50	**0336500000**
Q 4 AKZ4	32	50	**0336600000**
Q 10 AKZ4	32	20	**0368600000**

Width [mm]			
AP DK4S		20	**0631360000**
TSCH 6 DKI S4	5	100	**0190260000**
PS 2.3 RT		20	**0180400000**
STB 8.5/D4/2.3/M2.5 AKZ		50	**0215700000**
IH 2.8 DB		100	**0386060000**

DEK 6

DK 4 S — 4 mm²



6 x 54 x 59.5
/ 4
0.33 ... 4

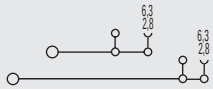

IEC 60947-7-1 / IEC 61210

IEC	UL	CSA	EN 50019
400	300	300	
10	10	10	
4	AWG 22... 12	AWG 22... 12	
	6 / 3		
	A3 / V2		

Rated connection	Additional connection
0.5...4 / 1.5...4	
0.5...4 / 0.5...2.5	
0.5...0.8 (M 3)	
8 / 3.5 x 0.6	

For tab connection use a insulated sleeve.

Type	Qty.	Order No.
DK 4S/35 SF 6.3/2.8	100	**0686660000**

Type	Current [A]	Qty.	Order No.
Q 2 AKZ4	32	50	**0336400000**
Q 3 AKZ4	32	50	**0336500000**
Q 4 AKZ4	32	50	**0336600000**
Q 10 AKZ4	32	20	**0368600000**

Width [mm]			
AP DK4S		20	**0631360000**
TSCH 6 DKI S4	5	100	**0190260000**
PS 2.3 RT		20	**0180400000**
STB 8.5/D4/2.3/M2.5 AKZ		50	**0215700000**
IH 2.8 DB		100	**0386060000**
IH 6.3 WEM GE		100	**0386260000**

DEK 6

Modular terminals with screwless connection

With tab connection
TS 35 / PA

DK 4 S 2.8 — **4 mm²**



When using ATEX certified components in hazardous area applications the installation instructions and the rated data for accessories in the technical appendix must be considered.

Width/Length/Height with TS35x7.5	mm	**6** x 54 x 59.5
Max. current / max. cond. cross-section	A/mm²	**10 / 4**
Max. clamping range	mm²	**0.33 ... 4**

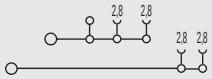

Technical data

IEC 60947-7-1 / IEC 61210

Rated data		IEC	UL	CSA	EN 50019
Rated voltage	V	400	300	300	
Rated current	A	10	10	10	
Rated cross-section	mm²	4	AWG 22… 12	AWG 22… 12	
Rated impulse voltage / Pollution severity	kV/-		6 / 3		
Plug gauge IEC 60-947-1 / flammability class acc. UL 94			A3 / V2		
Approvals					

Clampable conductors (H05V/H07V)		Rated connection	Additional connection
Solid / stranded	mm²	0.5…4 / 1.5…4	
Flexible / flexible w. wire end ferrule	mm²	0.5…4 / 0.5…2.5	
Tightening torque range (clamping screw)	Nm	0.5…0.8 (M 3)	
Stripping length / blade size	mm / -	8 / 3.5 x 0.6	
2 clampable conductors of equal cross-section			
Solid / stranded	mm²		
Flexible / flexible w. wire end ferrule	mm²		

Information	
	For tab connection use a insulated sleeve.

Order data

Version	Type	Qty.	Order No.
slotted			
Unslotted	DK 4S/35 SF 4X2.8	100	**0686560000**
slotted blue			
Unslotted blue			

Information

Accessories

Cross-connection		Type	Current [A]	Qty.	Order No.
	2-pole	Q 2 AKZ4	32	50	**0336400000**
	3-pole	Q 3 AKZ4	32	50	**0336500000**
	4-pole	Q 4 AKZ4	32	50	**0336600000**
(Q)	10-pole	Q 10 AKZ4	32	20	**0368600000**
Plug adapter					
	2-pole				
	3-pole				
	4-pole				
	5-polig				
	8-pole				
End plate / partition			**Width [mm]**		
	End plate	AP DK4S		20	**0631360000**
	Partition				
	Partition disc	TSCH 6 DKI S4	5	100	**0190260000**
Testing/Checking					
for testing	PS	PS 2.3 RT		20	**0180400000**
wired terminal strips	StB	STB 8.5/D4/2.3/M2.5 AKZ		50	**0215700000**
Insulating sleeve					
	2,8	IH 2.8 DB		100	**0386060000**
	6,3				

Marking systems	
	DEK 6

For detailed information on other accessories and applications see “Accessories”

Modular terminals with screwless connections

with solder connection TS35 / PA

When using ATEX certified components in hazardous area applications the installation instructions and the rated data for accessories in the technical appendix must be considered.

		SAK 2.5 L	SAK 2.5 LL
		2.5 mm²	1.5 mm²
			solder connection both sides
			
Width/Length/Height with TS35x7.5	mm	**6** x 44 x 46.5	**6** x 54 x 46.5
Max. current / max. cond. cross-section	A/mm²	**17.5 / 6** 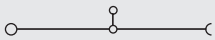	**17.5 / 3.3** 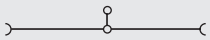
Max. clamping range	mm²	**0.33 ... 6**	**0.13 ... 3.3**

Technical data

		SAK 2.5 L	SAK 2.5 LL
Rated data			
Rated voltage	V	IEC 60947-7-1 / IEC 60068-2-20	IEC 60947-7-1 / IEC 60068-2-20
Rated current	A	IEC: 250 / 17.5 / 2.5 — UL: 300 / 10 / AWG 22…12 — CSA: 4 / 3 / A3 / V2 — EN 50019: (SP)	IEC: 250 / 17.5 / 1.5 — UL: 300 / 10 / AWG 26…12 — CSA: 4 / 3 / / V2 — EN 50019: (SP)
Rated cross-section	mm²		
Rated impulse voltage / Pollution severity	kV/-		
Plug gauge IEC 60-947-1 / flammability class acc. UL 94			
Approvals			
Clampable conductors (H05V/H07V)		**Rated connection** / **Additional connection**	**Rated connection** / **Additional connection**
Solid / stranded	mm²	0.5…6 / 0.5…2.5	
Flexible / flexible w. wire end ferrule	mm²	0.5…4 / 0.5…2.5	
Tightening torque range (clamping screw)	Nm	0.4…0.7 (M 2.5)	
Stripping length / blade size	mm / -	12 / 3.5 x 0.6	
2 clampable conductors of equal cross-section			
Solid / stranded	mm²		
Flexible / flexible w. wire end ferrule	mm²		
Information			

Order data

Version	SAK 2.5 L Type	Qty.	Order No.	SAK 2.5 LL Type	Qty.	Order No.
beige	SAK 2.5/35 SL	100	**0495060000**	SAK 2.5/35 LL	100	**0567260000**
blue						
Information						

Accessories

	SAK 2.5 L Type	Current [A]	Qty.	Order No.	SAK 2.5 LL Type	Current [A]	Qty.	Order No.
Cross-connection, screwable								
2-pole	Q 2 SAK2.5	41	50	**0337000000**	Q 2 SAK2.5	41	50	**0337000000**
3-pole	Q 3 SAK2.5	41	50	**0337100000**	Q 3 SAK2.5	41	50	**0337100000**
4-pole	Q 4 SAK2.5	41	50	**0337200000**	Q 4 SAK2.5	41	50	**0337200000**
(Q) 10-pole	Q 10 SAK2.5	41	20	**0368700000**	Q 10 SAK2.5	41	20	**0368700000**
Connecting sleeve								
Fixing screw								
Fuse cartridges								
Cross-connection saddle								
Cross-connection saddle								
Connecting sleeve								
Fixing screw								
Socket / Test plug								
Socket	STB 8.5/5/2.3/M3 SAK2.5		50	**0280600000**	STB 8.5/5/2.3/M3 SAK2.5		50	**0280600000**
Test plug	PS 2.3 RT		20	**0180400000**	PS 2.3 RT		20	**0180400000**
End plate		**Width [mm]**				**Width [mm]**		
beige	AP SAK2.5	1.5	20	**0279560000**	AP SAK2.5	1.5	20	**0279560000**
blue	AP SAK2.5 BL	1.5	20	**0279580000**	AP SAK2.5 BL	1.5	20	**0279580000**
Partition / Partition disc		**Width [mm]**				**Width [mm]**		
beige	TW SAK2.5	2.5	20	**0302860000**	TW SAK2.5	2.5	20	**0302860000**
blue	TW SAK2.5 HP/TF/GE/1	1	20	**0297100000**	TW SAK2.5 HP/TF/GE/1	1	20	**0297100000**
Partition disc	TSCH 1	2	100	**0319160000**	TSCH 1	2	100	**0319160000**
Cover / fixing screw (plastic)								
Cover	AD 4 AKZ4		50	**0303400000**	AD 4 AKZ4		50	**0303400000**
Fixing screw (plastic)	BFSC M3X22 PA/RT		100	**0128900000**	BFSC M3X22 PA/RT		100	**0128900000**
Marking systems								
	DEK 6				DEK 6			
Detailed information on all versions in chapter accessories.								

Special terminal - SAKG

TS 35 / KRG

SAKG 32 I — 50 mm²



When using ATEX certified components in hazardous area applications the installation instructions and the rated data for accessories in the technical appendix must be considered.

Width/Length/Height with TS35x7.5	mm	**32** x 87 x 84.5
Max. current / max. cond. cross-section	A/mm²	**192 / 70**
Max. clamping range	mm²	**10 ... 70**

Technical data

IEC 60947-7-1

Rated data		IEC	UL	CSA	EN 50019
Rated voltage	V	1000	600	600	
Rated current	A	150	165	170	
Rated cross-section	mm²	50	AWG 6…3/0	AWG 1…2/0	
Rated impulse voltage / Pollution severity	kV/-		8 / 3		
Plug gauge IEC 60-947-1 / flammability class acc. UL 94			B11 / 5VA		
Approvals					

Clampable conductors (H05V/H07V)		Rated connection	Additional connection
Solid / stranded	mm²	10…16 / 10…70	
Flexible / flexible w. wire end ferrule	mm²	10…70 / 10…35	
Tightening torque range (clamping screw)	Nm	6.0…12 (M 8)	
Stripping length / blade size	mm / -	26	
2 clampable conductors of equal cross-section			
Solid / stranded	mm²		
Flexible / flexible w. wire end ferrule	mm²		

Information

Order data

Version	Type	Qty.	Order No.
yellow	SAKG 32/35 I	10	**0637120000**
blue			

Information

Accessories

Cross-connection, screwable	Type	Current [A]	Qty.	Order No.
2-pole	QL 2 SAKG32+70	150	5	**0194000000**
3-pole	QL 3 SAKG32+70	150	5	**0441500000**
4-pole	QL 4 SAKG32+70	150	5	**0441600000**
(Q) 10-pole				
Connecting sleeve				
Fixing screw				
Fuse cartridges				
Cross-connection saddle				
Cross-connection saddle				
Connecting sleeve				
Fixing screw				
Socket / Test plug				
Socket				
Test plug				
End plate		**Width [mm]**		
dark brown	EP 2 SAKG46/35 HP/DBR	2	10	**0180700000**
for tropical applications	EP 2 SAKG46/35 HP/TF/GE	2	10	**0180800000**
Partition / Partition disc		**Width [mm]**		
dark brown	TW SAKG46 HP/DBR/2	2	10	**0177100000**
for tropical applications	TW SAKG46 HP/TF/GE/2	2	10	**0179900000**
Partition disc				
Cover / fixing screw (plastic)				
Cover	AH 32 SAKG32		5	**0326760000**
Fixing screw (plastic)				
Marking systems				
	DEK 5			

Detailed information on all versions in chapter accessories.

Special terminal - SAKG

TS 35 / KRG

When using ATEX certified components in hazardous area applications the installation instructions and the rated data for accessories in the technical appendix must be considered.

Width/Length/Height with TS35x7.5	mm
Max. current / max. cond. cross-section	A/mm²
Max. clamping range	mm²

SAKG 32 II — 50 mm²



32 x 80 x 53	
192 / 70	
10 ... 70	

SAKG 32 II G — 50 mm²

32 x 80 x 53	
192 / 70	
10 ... 70	

Technical data

Rated data		SAKG 32 II	SAKG 32 II G
IEC 60947-7-1			
IEC		1000	1000
UL		600	600
CSA		600	600
EN 50019			
Rated voltage	V	150	150
Rated current	A	200	200
Rated cross-section	mm²	170	170
Rated impulse voltage / Pollution severity	kV/-	50	50
Plug gauge IEC 60-947-1 / flammability class acc. UL 94		AWG 6…3/0	AWG 6…3/0
Approvals		AWG 1…2/0	AWG 1…2/0
		8 / 3	8 / 3
		/ 5VA	/ 5VA
Clampable conductors (H05V/H07V)		**Rated connection**	**Rated connection**
Solid / stranded	mm²		
Flexible / flexible w. wire end ferrule	mm²		
Tightening torque range (clamping screw)	Nm	6.0…12 (M 8)	6.0…12 (M 8)
Stripping length / blade size	mm / -		
2 clampable conductors of equal cross-section			
Solid / stranded	mm²		
Flexible / flexible w. wire end ferrule	mm²		
Information			

Order data

Version	SAKG 32 II			SAKG 32 II G		
	Type	**Qty.**	**Order No.**	**Type**	**Qty.**	**Order No.**
yellow	SAKG 32/35 II	10	**0637320000**	SAKG 32/35 II/GW	10	**0637420000**
blue						
Information						

Accessories

Cross-connection, screwable	SAKG 32 II				SAKG 32 II G			
	Type	**Current [A]**	**Qty.**	**Order No.**	**Type**	**Current [A]**	**Qty.**	**Order No.**
2-pole	QL 2 SAKG32+70	150	5	**0194000000**	QL 2 SAKG32+70	150	5	**0194000000**
3-pole	QL 3 SAKG32+70	150	5	**0441500000**	QL 3 SAKG32+70	150	5	**0441500000**
4-pole	QL 4 SAKG32+70	150	5	**0441600000**	QL 4 SAKG32+70	150	5	**0441600000**
(Q) 10-pole								
Connecting sleeve								
Fixing screw								
Fuse cartridges								
Cross-connection saddle								
Cross-connection saddle								
Connecting sleeve								
Fixing screw								
Socket / Test plug								
Socket								
Test plug								
End plate	**Width [mm]**				**Width [mm]**			
dark brown	EP 2 SAKG46/35 HP/DBR	2	10	**0180700000**	EP 1 SAKG32/35 HP/DBR	2	10	**0180500000**
for tropical applications	EP 2 SAKG46/35 HP/TF/GE	2	10	**0180800000**	EP 1 SAKG32/35 HP/TF/GE	2	10	**0180600000**
Partition / Partition disc	**Width [mm]**				**Width [mm]**			
dark brown	TW SAKG46 HP/DBR/2	2	10	**0177100000**	TW SAKG28 HP/DBR/2	2	10	**0151400000**
for tropical applications	TW SAKG46 HP/TF/GE/2	2	10	**0179900000**	TW SAKG28 HP/TF/GE/2	2	10	**0164600000**
Partition disc								
Cover / fixing screw (plastic)								
Cover	AH 32 SAKG32		5	**0326760000**	AH 32 SAKG32		5	**0326760000**
Fixing screw (plastic)								
Marking systems								
	DEK 5				DEK 5			
Detailed information on all versions in chapter accessories.								

Special terminal - SAKG

TS 35 / KRG

When using ATEX certified components in hazardous area applications the installation instructions and the rated data for accessories in the technical appendix must be considered.

Width/Length/Height with TS35x7.5	mm
Max. current / max. cond. cross-section	A/mm²
Max. clamping range	mm²

SAKG 32 III — 50 mm²

32 x 94 x 84.5	
192 / 70	
10 ... 70	

SAKG 70 II G — 70 mm²

32 x 84 x 51.4	
192 / 95	
16 ... 95	

Technical data

Rated data		IEC 60947-7-1				IEC 60947-7-1			
		IEC	UL	CSA	EN 50019	IEC	UL	CSA	EN 50019
Rated voltage	V	1000	600	600		1000		600	
Rated current	A	150	165	185		192		200	
Rated cross-section	mm²	50	AWG 6…3/0	AWG 1…2/0		70		AWG 2/0…4/0	
Rated impulse voltage / Pollution severity	kV/-			8 / 3				8 / 3	
Plug gauge IEC 60-947-1 / flammability class acc. UL 94				B11 / 5VA				/ 5VA	
Approvals									

Clampable conductors (H05V/H07V)		Rated connection	Additional connection	Rated connection	Additional connection
Solid / stranded	mm²	10…16 / 10…70		10…16 / 10…95	
Flexible / flexible w. wire end ferrule	mm²	10…70 / 10…35		10…95	
Tightening torque range (clamping screw)	Nm	6.0…12 (M 8)		6.0…12 (M 8)	
Stripping length / blade size	mm / -	26			
2 clampable conductors of equal cross-section					
Solid / stranded	mm²				
Flexible / flexible w. wire end ferrule	mm²				

Information

Order data

Version	Type	Qty.	Order No.	Type	Qty.	Order No.
yellow	SAKG 32/35 III	10	**0637220000**	SAKG 70/35 II/GW	10	**0636620000**
blue						

Information

Accessories

Cross-connection, screwable	Type	Current [A]	Qty.	Order No.	Type	Current [A]	Qty.	Order No.
2-pole					QL 2 SAKG32+70	150	5	**0194000000**
3-pole					QL 3 SAKG32+70	150	5	**0441500000**
4-pole					QL 4 SAKG32+70	150	5	**0441600000**
(Q) 10-pole								
Connecting sleeve								
Fixing screw								
Fuse cartridges								
Cross-connection saddle								
Cross-connection saddle								
Connecting sleeve								
Fixing screw								
Socket / Test plug								
Socket								
Test plug								
End plate		Width [mm]				Width [mm]		
dark brown	EP 2 SAKG46/35 HP/DBR	2	10	**0180700000**	EP 1 SAKG32/35 HP/DBR	2	10	**0180500000**
for tropical applications	EP 2 SAKG46/35 HP/TF/GE	2	10	**0180800000**	EP 1 SAKG32/35 HP/TF/GE	2	10	**0180600000**
Partition / Partition disc		Width [mm]				Width [mm]		
dark brown	TW SAKG46 HP/DBR/2	2	10	**0177100000**	TW SAKG28 HP/DBR/2	2	10	**0151400000**
for tropical applications	TW SAKG46 HP/TF/GE/2	2	10	**0179900000**	TW SAKG28 HP/TF/GE/2	2	10	**0164600000**
Partition disc								
Cover / fixing screw (plastic)								
Cover	AH 32 SAKG32		5	**0326760000**	AH 32 SAKG32		5	**0326760000**
Fixing screw (plastic)								
Marking systems								
	DEK 5				DEK 5			

Detailed information on all versions in chapter accessories.

Special terminal - SAKG

SAKG 40 I — 95 mm²

40 x 94 x 84.5
232 / 95
10 ... 95

IEC 60947-7-1

IEC	UL	CSA	EN 50019
1000	600	600	
232	195	250	
95	...4/0	AWG 2/0...4/0	
	8 / 3		
	B12 / 5VA		

Rated connection	Additional connection
10...16 / 10...95	
10...95 / 10...35	
10...20 (M 10)	
25	

Type	Qty.	Order No.
SAKG 40/35 I	5	**0637520000**

Type	Current [A]	Qty.	Order No.
QL 2 SAKG40/35	232	5	**0211400000**
QL 3 SAKG40/35	232	5	**0444900000**
QL 4 SAKG40/35	232	5	**0445000000**
Width [mm]			
EP 2 SAKG46/35 HP/DBR	2	10	**0180700000**
EP 2 SAKG46/35 HP/TF/GE	2	10	**0180800000**
Width [mm]			
TW SAKG46 HP/DBR/2	2	10	**0177100000**
TW SAKG46 HP/TF/GE/2	2	10	**0179900000**
AH 40 SAKG40		5	**0326860000**

DEK 5

SAKG 40 II — 95 mm²

40 x 90 x 53
232 / 95
10 ... 95

IEC 60947-7-1

IEC	UL	CSA	EN 50019
1000	600	600	
232	230	250	
95	...4/0	AWG 2/0...4/0	
	8 / 3		
	/ 5VA		

Rated connection	Additional connection
...16 / 10...95	
10...95	
10...20 (M 10)	

Type	Qty.	Order No.
SAKG 40/35 II	5	**0637720000**

Type	Current [A]	Qty.	Order No.
QL 2 SAKG40/35	232	5	**0211400000**
QL 3 SAKG40/35	232	5	**0444900000**
QL 4 SAKG40/35	232	5	**0445000000**
Width [mm]			
EP 2 SAKG46/35 HP/DBR	2	10	**0180700000**
EP 2 SAKG46/35 HP/TF/GE	2	10	**0180800000**
Width [mm]			
TW SAKG46 HP/DBR/2	2	10	**0177100000**
TW SAKG46 HP/TF/GE/2	2	10	**0179900000**
AH 40 SAKG40		5	**0326860000**

DEK 5

SAKG 40 II GW — 95 mm²

40 x 90 x 53
232 / 95
10 ... 95

IEC 60947-7-1

IEC	UL	CSA	EN 50019
1000	600	600	
232	230	250	
95	...4/0	AWG 2/0...4/0	
	8 / 3		
	/ 5VA		

Rated connection	Additional connection
...16 / 10...95	
10...95	
10...20 (M 10)	

Type	Qty.	Order No.
SAKG 40/35 II/GW	5	**0637820000**

Type	Current [A]	Qty.	Order No.
QL 2 SAKG40/35	232	5	**0211400000**
QL 3 SAKG40/35	232	5	**0444900000**
QL 4 SAKG40/35	232	5	**0445000000**
Width [mm]			
EP 2 SAKG46/35 HP/DBR	2	10	**0180700000**
EP 2 SAKG46/35 HP/TF/GE	2	10	**0180800000**
Width [mm]			
TW SAKG46 HP/DBR/2	2	10	**0177100000**
TW SAKG46 HP/TF/GE/2	2	10	**0179900000**
AH 40 SAKG40		5	**0326860000**

DEK 5

Special terminal - SAKG

TS 35 / KRG

When using ATEX certified components in hazardous area applications the installation instructions and the rated data for accessories in the technical appendix must be considered.

Width/Length/Height with TS35x7.5	mm
Max. current / max. cond. cross-section	A/mm²
Max. clamping range	mm²

SAKG 40 III — 95 mm²

40 x 98 x 84.5	
232 / 95	
10 ... 95	

SAKG 46 II — 150 mm²

46 x 106 x 57	
309 / 150	
16 ... 150	

Technical data

Rated data

		SAKG 40 III	SAKG 46 II
		IEC 60947-7-1	IEC 60947-7-1
Rated voltage	V	1000 / 600 / 600	1000 / 600 / 600
Rated current	A	232 / 195 / 230	309 / 285 / 365
Rated cross-section	mm²	95 / …4/0 / AWG 2/0…4/0	150 / AWG 4/0…300 / kcmil 300
Rated impulse voltage / Pollution severity	kV/-	8 / 3	8 / 3
Plug gauge IEC 60-947-1 / flammability class acc. UL 94		B12 / 5VA	/ 5VA
Approvals			

Clampable conductors (H05V/H07V)

		SAKG 40 III	SAKG 46 II
		Rated connection / Additional connection	Rated connection / Additional connection
Solid / stranded	mm²	10…16 / 10…95	10…16 / 10…150
Flexible / flexible w. wire end ferrule	mm²	10…95 / 10…95	10…150
Tightening torque range (clamping screw)	Nm	10…20 (M 10)	14…31 (M 12)
Stripping length / blade size	mm / -	25	

2 clampable conductors of equal cross-section

Solid / stranded	mm²
Flexible / flexible w. wire end ferrule	mm²

Information

Order data

Version

	SAKG 40 III	SAKG 46 II
	Type / Qty. / Order No.	Type / Qty. / Order No.
yellow	SAKG 40/35 III / 5 / **0637620000**	SAKG 46/35 II / 5 / **0637920000**
blue		

Information

Accessories

Cross-connection, screwable

(Q)

	SAKG 40 III	SAKG 46 II
	Type / Current [A] / Qty. / Order No.	Type / Current [A] / Qty. / Order No.
2-pole		QL 2 SAKG46 / 309 / 5 / **0247000000**
3-pole		QL 3 SAKG46 / 309 / 5 / **0444400000**
4-pole		QL 4 SAKG46 / 309 / 5 / **0444500000**
10-pole		
Connecting sleeve		
Fixing screw		
Fuse cartridges		

Cross-connection saddle

Cross-connection saddle	
Connecting sleeve	
Fixing screw	

Socket / Test plug

Socket	
Test plug	

End plate

	SAKG 40 III	SAKG 46 II
	Width [mm] / Qty. / Order No.	Width [mm] / Qty. / Order No.
dark brown	EP 2 SAKG46/35 HP/DBR / 2 / 10 / **0180700000**	EP 2 SAKG46/35 HP/DBR / 2 / 10 / **0180700000**
for tropical applications	EP 2 SAKG46/35 HP/TF/GE / 2 / 10 / **0180800000**	EP 2 SAKG46/35 HP/TF/GE / 2 / 10 / **0180800000**

Partition / Partition disc

	SAKG 40 III	SAKG 46 II
	Width [mm] / Qty. / Order No.	Width [mm] / Qty. / Order No.
dark brown	TW SAKG46 HP/DBR/2 / 2 / 10 / **0177100000**	TW SAKG46 HP/DBR/2 / 2 / 10 / **0177100000**
for tropical applications	TW SAKG46 HP/TF/GE/2 / 2 / 10 / **0179900000**	TW SAKG46 HP/TF/GE/2 / 2 / 10 / **0179900000**
Partition disc		

Cover / fixing screw (plastic)

	SAKG 40 III	SAKG 46 II
	Type / Qty. / Order No.	Type / Qty. / Order No.
Cover	AH 40 SAKG40 / 5 / **0326860000**	AH 46 SAKG46 / 5 / **0326960000**
Fixing screw (plastic)		

Marking systems

	DEK 5

Detailed information on all versions in chapter accessories.

Special terminal - SAKG

SAKG 46 II GW — 150 mm²

46 x 106 x 57
309 / 150
16 ... 150

IEC 60947-7-1

IEC	UL	CSA	EN 50019
1000	600	600	
309	285	365	
150	AWG 4/0…300	kcmil 300	
	8 / 3		
	/ 5VA		

Rated connection	Additional connection
10…16 / 10…150	
10…150	
14…31 (M 12)	

Type	Qty.	Order No.
SAKG 46/35 II/GW	5	**0638020000**

Type	Current [A]	Qty.	Order No.
QL 2 SAKG46	309	5	**0247000000**
QL 3 SAKG46	309	5	**0444400000**
QL 4 SAKG46	309	5	**0444500000**

Width [mm]			
EP 2 SAKG46/35 HP/DBR	2	10	**0180700000**
EP 2 SAKG46/35 HP/TF/GE	2	10	**0180800000**
Width [mm]			
TW SAKG46 HP/DBR/2	2	10	**0177100000**
TW SAKG46 HP/TF/GE/2	2	10	**0179900000**

AH 46 SAKG46	5	**0326960000**

DEK 5

SAKG 54 II — 240 mm²

54 x 122 x 60.5
415 / 240
70 ... 240

IEC 60947-7-1

IEC	UL	CSA	EN 50019
1000	600	600	
415	380	600	
240	…500	kcmil 300…500	
	8 / 3		
	/ 5VA		

Rated connection	Additional connection
25…60 (M 16)	

Type	Qty.	Order No.
SAKG 54/35 II	5	**0638120000**

Type	Current [A]	Qty.	Order No.
QL 2 SAKG54	415	5	**0264400000**
QL 3 SAKG54	415	5	**0408000000**
QL 4 SAKG54	415	5	**0247400000**

Width [mm]			
EP 2 SAKG46/35 HP/DBR	2	10	**0180700000**
EP 2 SAKG46/35 HP/TF/GE	2	10	**0180800000**
Width [mm]			
TW SAKG46 HP/DBR/2	2	10	**0177100000**
TW SAKG46 HP/TF/GE/2	2	10	**0179900000**

DEK 5

SAKG 54 II GW — 240 mm²



54 x 122 x 60.5
415 / 240
70 ... 240

IEC 60947-7-1

IEC	UL	CSA	EN 50019
1000	600	600	
415	380	600	
240	…500	kcmil 300…500	
	8 / 3		
	/ 5VA		

Rated connection	Additional connection
25…60 (M 16)	

Type	Qty.	Order No.
SAKG 54/35 II/GW	5	**0638220000**

Type	Current [A]	Qty.	Order No.
QL 2 SAKG54	415	5	**0264400000**
QL 3 SAKG54	415	5	**0408000000**
QL 4 SAKG54	415	5	**0247400000**

Width [mm]			
EP 2 SAKG46/35 HP/DBR	2	10	**0180700000**
EP 2 SAKG46/35 HP/TF/GE	2	10	**0180800000**
Width [mm]			
TW SAKG46 HP/DBR/2	2	10	**0177100000**
TW SAKG46 HP/TF/GE/2	2	10	**0179900000**

DEK 5

Stud Terminal - KST

TS 35 / PA

When using ATEX certified components in hazardous area applications the installation instructions and the rated data for accessories in the technical appendix must be considered.

Width/Length/Height with TS35x7.5	mm
Max. current / max. cond. cross-section	A/mm²
Max. clamping range	mm²

KST 5/35 — 10 mm²



24 x 62.5 x 49.5
57 / 10

KST 6/35 — 16 mm²



24 x 62.5 x 54,5
76 / 16

Technical data

Rated data w. partition, Wemid		IEC	UL	CSA	EN 50019
Rated voltage	V	1000	600	600	
Rated current	A	57	50	65	
Rated cross-section	mm²	10	AWG 12… 6	AWG 8… 2	
Rated impulse voltage / Pollution severity	kV/-		8 / 3		
Plug gauge IEC 60-947-1 / flammability class acc. UL 94			/ V2		
Approvals					
Rated data w. partition, Epoxy resin		**EN 50124**			
Rated voltage / Rated impulse voltage	V/kV				
Clamped cable lug					
DIN 46234 / 1 cable lug per side	mm²				
DIN 46234 / 2 cable lug per side	mm²				
DIN 46234 / 1 cable lug per side	mm²				
DIN 46234 / 2 cable lug per side	mm²				
Tightening torque range	Nm	2.0…4.0			
Information					

Rated data w. partition, Wemid		IEC	UL	CSA	EN 50019
Rated voltage	V	1000	600	600	
Rated current	A	76	65	80	
Rated cross-section	mm²	16	AWG 12… 6	AWG 12… 6	
Rated impulse voltage / Pollution severity	kV/-		8 / 3		
Plug gauge IEC 60-947-1 / flammability class acc. UL 94			/ V2		
Approvals					
Rated data w. partition, Epoxy resin		**EN 50124**			
Rated voltage / Rated impulse voltage	V/kV				
Clamped cable lug					
DIN 46234 / 1 cable lug per side	mm²				
DIN 46234 / 2 cable lug per side	mm²				
DIN 46234 / 1 cable lug per side	mm²				
DIN 46234 / 2 cable lug per side	mm²				
Tightening torque range	Nm	3.0…6.0			
Information					

Order data

Version	Type	Height	Qty.	Order No.
TS 35 x 7.5	KST 5/35 M5X18	49.5	25	**9508230000**
TS 35 x 15/2.3	KST 5/35 M5X18	49.5	25	**9528300000**
Information				

Version	Type	Height	Qty.	Order No.
TS 35 x 7.5	KST 6/35 M6X22	54.5	25	**9506940000**
TS 35 x 15/2.3	KST 6/35 M6X22	62	25	**9528310000**
Information				

Accessories

Cross-connection	Type	Current [A]	Qty.	Order No.
2-pole				
3-pole				
Partition	**W/L/H TS 35 [mm]**			
right	TW KST5-12 RE/NO 160/HM		10	**1718530000**
left	TW KST5-12 LI/NO 160/HM		10	**1752800000**
Marking systems				
	DEK 5			
For detailed information on other accessories and applications see “Accessories”				

Cross-connection	Type	Current [A]	Qty.	Order No.
2-pole	QL 2 KST6		5	**9501350000**
3-pole				
Partition	**W/L/H TS 35 [mm]**			
right	TW KST5-12 RE/NO 160/HM		10	**1718530000**
left	TW KST5-12 LI/NO 160/HM		10	**1752800000**
Marking systems				
	DEK 5			
For detailed information on other accessories and applications see “Accessories”				

Stud Terminal - KST

KST 8/35 — 35 mm²

24 x 62.5 x 64,5
125 / 35

IEC	UL	CSA	EN 50019
1000	600	600	
125	115	130	
35	AWG 12… 2	AWG 12… 2	
	8 / 3		
	/ V2		

EN 50124

6.0…12

Type	Height	Qty.	Order No.
KST 8/35 M8X30	64.5	25	**9506950000**
KST 8/35 M8X30	72	25	**9528320000**

Type	Current [A]	Qty.	Order No.
QL 2 KST8		5	**9501360000**

W/L/H TS 35 [mm]

TW KST5-12 RE/NO 160/HM	10	**1718530000**
TW KST5-12 LI/NO 160/HM	10	**1752800000**

DEK 5

KST 10/35 — 70 mm²

35 x 62.5 x 74,5
192 / 70

IEC	UL	CSA	EN 50019
1000	600	600	
192	175	200	
70	AWG 12… 2/0	AWG 12… 2/0	
	8 / 3		
	/ V2		

EN 50124

10…20

Type	Height	Qty.	Order No.
KST 10/35 M10X39	74.5	20	**9506960000**
KST 10/35 M10X39	82	20	**9528330000**

Type	Current [A]	Qty.	Order No.
QL 2 KST10		5	**9501370000**

W/L/H TS 35 [mm]

TW KST5-12 RE/NO 160/HM	10	**1718530000**
TW KST5-12 LI/NO 160/HM	10	**1752800000**

DEK 5

KST 12/35 — 95 mm²



34 x 62.5 x 74,5
232 / 95

IEC	UL	CSA	EN 50019
1000	600	600	
232	200	250	
95	AWG 12… 3		
	8 / 3		
	/ V2		

EN 50124

14…31

Type	Height	Qty.	Order No.
KST 12/35 M12X37	78	20	**9506970000**
KST 12/35 M12X37	74.5	20	**9528340000**

Type	Current [A]	Qty.	Order No.
QL 2 KST12		5	**9501380000**

W/L/H TS 35 [mm]

TW KST5-12 RE/NO 160/HM	10	**1718530000**
TW KST5-12 LI/NO 160/HM	10	**1752800000**

DEK 5

Modular terminals with electronic components

With electronic components
TS 35 / PA

When using ATEX certified components in hazardous area applications the installation instructions and the rated data for accessories in the technical appendix must be considered.

DK 4 LD/1 — 4 mm²

DC voltage indicator



Width/Length/Height with TS35x7.5	mm
Max. current / max. cond. cross-section	A/mm²
Max. clamping range	mm²

6 x 50 x 52.5
10 / 4
0.33 ... 4

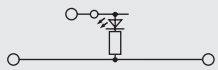

Technical data

IEC 60947-7-1

Rated data	IEC	UL	CSA	EN 50019
Rated voltage V	24			
Rated current A	10			
Rated cross-section mm²	4			
Rated impulse voltage / Pollution severity kV/-		1 / 3		
Plug gauge IEC 60-947-1 / flammability class acc. UL 94		A3 / V2		
Approvals				
Electronic built-in components				
Diode current / diode voltage V / A				
voltage LED / current LED / polarity V / mA / -				
Resistance / Varistor -/V	24 / 5			

Clampable conductors (H05V/H07V)	Rated connection	Additional connection
Solid / stranded mm²	0.5…4 / 0.5…4	
Flexible / flexible w. wire end ferrule mm²	0.5…4 / 0.5…4	
Tightening torque range (clamping screw) Nm	0.5…1.0 (M 3)	
Stripping length / blade size mm / -	9 / 3.5 x 0.6	

Information

Order data

Version	Type	Voltage	Qty.	Order No.
Terminal components	DK 4/35 LD ROT 60VDC	60 VDC	25	**0395560000**
see circuit diagram above — LED red	DK 4/35 LD GR 24VDC	24 VDC	25	**0395460000**
LED green				
Neon lamp				
Neon lamp				

Information

Accessories

Cross-connection, screwable	Type	Current [A]	Qty.	Order No.
2-pole	Q 2 AKZ4	32	50	**0336400000**
3-pole	Q 3 AKZ4	32	50	**0336500000**
4-pole	Q 4 AKZ4	32	50	**0336600000**
(Q) 10-pole				
External cross-connection		**Current [A]**		
2-pole	QB 2 WI RA6 IS	27	50	**0482700000**
3-pole	QB 3 WI RA6 IS	27	50	**0482800000**
4-pole	QB 4 WI RA6 IS	27	50	**0482900000**
End plate				
beige	AP DK4		20	**0359260000**
Socket				
	STB 8.5/D4/2.3/M2.5 AKZ		50	**0215700000**
Test plug				
	PS 2.3 RT		20	**0180400000**
Connecting sleeve				
	VH 10/4/2.8 AKZ4		50	**0446600000**
Cross-connection saddle				
	VL 2 AKZ4/DK4		50	**0446700000**
Fixing screw / Partition disc				
Fixing screw	BFSC M2.5X14 SAKD2.5N		100	**0266800000**
Partition disc	TSCH 4 AKZ4		100	**0363360000**
Marking systems				
	DEK 6			

For detailed information on other accessories and applications see “Accessories”

DK 4 LD/2 — 4 mm²

DC voltage indicator



6 x 50 x 52.5
10 / 4
0.33 ... 4

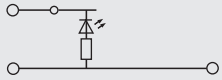

Technical data

IEC 60947-7-1

Rated data	IEC	UL	CSA	EN 50019
Rated voltage V	24			
Rated current A	10			
Rated cross-section mm²	4			
Rated impulse voltage / Pollution severity kV/-		1 / 3		
Plug gauge IEC 60-947-1 / flammability class acc. UL 94		A3 / V2		
Approvals				
Electronic built-in components				
Diode current / diode voltage V / A				
voltage LED / current LED / polarity V / mA / -				
Resistance / Varistor -/V	24 / 5			

Clampable conductors (H05V/H07V)	Rated connection	Additional connection
Solid / stranded mm²	0.5…4 / 0.5…4	
Flexible / flexible w. wire end ferrule mm²	0.5…4 / 0.5…4	
Tightening torque range (clamping screw) Nm	0.5…1.0 (M 3)	
Stripping length / blade size mm / -	9 / 3.5 x 0.6	

Information

Order data

Version	Type	Voltage	Qty.	Order No.
Terminal components	DK 4/35 LD ROT 60VDC	60 VDC	25	**0395860000**
see circuit diagram above — LED red	DK 4/35 LD GR 24VDC	24 VDC	25	**0395760000**
LED green				
Neon lamp				
Neon lamp				

Information

Accessories

Cross-connection, screwable	Type	Current [A]	Qty.	Order No.
2-pole	Q 2 AKZ4	32	50	**0336400000**
3-pole	Q 3 AKZ4	32	50	**0336500000**
4-pole	Q 4 AKZ4	32	50	**0336600000**
(Q) 10-pole				
External cross-connection		**Current [A]**		
2-pole	QB 2 WI RA6 IS	27	50	**0482700000**
3-pole	QB 3 WI RA6 IS	27	50	**0482800000**
4-pole	QB 4 WI RA6 IS	27	50	**0482900000**
End plate				
beige	AP DK4		20	**0359260000**
Socket				
	STB 8.5/D4/2.3/M2.5 AKZ		50	**0215700000**
Test plug				
	PS 2.3 RT		20	**0180400000**
Connecting sleeve				
	VH 10/4/2.8 AKZ4		50	**0446600000**
Cross-connection saddle				
	VL 2 AKZ4/DK4		50	**0446700000**
Fixing screw / Partition disc				
Fixing screw	BFSC M2.5X14 SAKD2.5N		100	**0266800000**
Partition disc	TSCH 4 AKZ4		100	**0363360000**
Marking systems				
	DEK 6			

For detailed information on other accessories and applications see “Accessories”

Modular terminals with electronic components

DK 4 LD/3 — 4 mm²

DC voltage indicator



6 x 50 x 52.5
10 / 4
0.33 ... 4

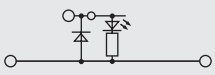

IEC 60947-7-1

IEC	UL	CSA	EN 50019
24			
10			
4			
1 / 3			
A3 / V2			
PC			
24 / 5			

Rated connection	Additional connection
0.5…4 / 0.5…4	
0.5…4 / 0.5…4	
0.5…1.0 (M 3)	
9 / 3.5 x 0.6	

Type	Voltage	Qty.	Order No.
DK 4/35 LD ROT 24VDC	24 VDC	25	**0210260000**
DK 4/35 LD GR 24VDC	24 VDC	25	**0210460000**

Type	Current [A]	Qty.	Order No.
Q 2 AKZ4	32	50	**0336400000**
Q 3 AKZ4	32	50	**0336500000**
Q 4 AKZ4	32	50	**0336600000**
	Current [A]		
QB 2 WI RA6 IS	27	50	**0482700000**
QB 3 WI RA6 IS	27	50	**0482800000**
QB 4 WI RA6 IS	27	50	**0482900000**
AP DK4		20	**0359260000**
STB 8.5/D4/2.3/M2.5 AKZ		50	**0215700000**
PS 2.3 RT		20	**0180400000**
VH 10/4/2.8 AKZ4		50	**0446600000**
VL 2 AKZ4/DK4		50	**0446700000**
BFSC M2.5X14 SAKD2.5N		100	**0266800000**
TSCH 4 AKZ4		100	**0363360000**
DEK 6			

DK 4 LD/4 — 4 mm²

DC voltage indicator



6 x 50 x 52.5
10 / 4
0.33 ... 4

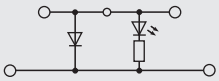

IEC 60947-7-1

IEC	UL	CSA	EN 50019
24			
10			
4			
1 / 3			
A3 / V2			
PC			
24 / 5			

Rated connection	Additional connection
0.5…4 / 0.5…4	
0.5…4 / 0.5…4	
0.5…1.0 (M 3)	
9 / 3.5 x 0.6	

Type	Voltage	Qty.	Order No.
DK 4/35 LD ROT 24VDC	24 VDC	25	**0209860000**
DK 4/35 LD GR 24VDC	24 VDC	25	**0210060000**

Type	Current [A]	Qty.	Order No.
Q 2 AKZ4	32	50	**0336400000**
Q 3 AKZ4	32	50	**0336500000**
Q 4 AKZ4	32	50	**0336600000**
	Current [A]		
QB 2 WI RA6 IS	27	50	**0482700000**
QB 3 WI RA6 IS	27	50	**0482800000**
QB 4 WI RA6 IS	27	50	**0482900000**
AP DK4		20	**0359260000**
STB 8.5/D4/2.3/M2.5 AKZ		50	**0215700000**
PS 2.3 RT		20	**0180400000**
VH 10/4/2.8 AKZ4		50	**0446600000**
VL 2 AKZ4/DK4		50	**0446700000**
BFSC M2.5X14 SAKD2.5N		100	**0266800000**
TSCH 4 AKZ4		100	**0363360000**
DEK 6			

DK 4 LD/5 — 4 mm²

AC voltage indicator



6 x 50 x 52.5
10 / 4
0.33 ... 4

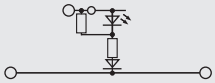

IEC 60947-7-1

IEC	UL	CSA	EN 50019
24			
10			
4			
1 / 3			
A3 / V2			
PC			
24 / 5			

Rated connection	Additional connection
0.5…4 / 0.5…4	
0.5…4 / 0.5…4	
0.5…1.0 (M 3)	
9 / 3.5 x 0.6	

Type	Voltage	Qty.	Order No.
DK 4/35 LD 1D ROT 24VAC	24 VAC	25	**0395960000**
DK 4/35 LD 1D 48VAC	48 VAC	25	**0396060000**

Type	Current [A]	Qty.	Order No.
Q 2 AKZ4	32	50	**0336400000**
Q 3 AKZ4	32	50	**0336500000**
Q 4 AKZ4	32	50	**0336600000**
	Current [A]		
QB 2 WI RA6 IS	27	50	**0482700000**
QB 3 WI RA6 IS	27	50	**0482800000**
QB 4 WI RA6 IS	27	50	**0482900000**
AP DK4		20	**0359260000**
STB 8.5/D4/2.3/M2.5 AKZ		50	**0215700000**
PS 2.3 RT		20	**0180400000**
VH 10/4/2.8 AKZ4		50	**0446600000**
VL 2 AKZ4/DK4		50	**0446700000**
BFSC M2.5X14 SAKD2.5N		100	**0266800000**
TSCH 4 AKZ4		100	**0363360000**
DEK 6			

Modular terminals with electronic components

With electronic components TS 35 / PA

When using ATEX certified components in hazardous area applications the installation instructions and the rated data for accessories in the technical appendix must be considered.

Width/Length/Height with TS35x7.5	mm
Max. current / max. cond. cross-section	A/mm²
Max. clamping range	mm²

DK 4 GL — 4 mm²

AC voltage indicator



6 x 50 x 52.5
10 / 4
0.33 ... 4

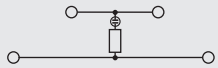

DK 4 GL I — 4 mm²

Current indicator



6 x 50 x 52.5
/ 4
0.33 ... 4

Technical data

IEC 60947-7-1

Rated data	DK 4 GL	DK 4 GL I
	IEC / UL / CSA / EN 50019	IEC / UL / CSA / EN 50019
Rated voltage V	230	250
Rated current A	10	
Rated cross-section mm²	4	4
Rated impulse voltage / Pollution severity kV/-	1 / 3	1 / 3
Plug gauge IEC 60-947-1 / flammability class acc. UL 94	A3 / V2	A3 / V2
Approvals		
Electronic built-in components		
Diode current / diode voltage V / A		
voltage LED / current LED / polarity V / mA / -	230 / 5	250 / 1
Resistance / Varistor -/V		
Clampable conductors (H05V/H07V)	Rated connection / Additional connection	Rated connection / Additional connection
Solid / stranded mm²	0.5…4 / 0.5…4	0.5…4 / 0.5…4
Flexible / flexible w. wire end ferrule mm²	0.5…4 / 0.5…4	0.5…4 / 0.5…4
Tightening torque range (clamping screw) Nm	0.5…1.0 (M 3)	0.5…1.0 (M 3)
Stripping length / blade size mm / -	9 / 3.5 x 0.6	9 / 3.5 x 0.6
Information		

Order data

Version	DK 4 GL Type	Voltage	Qty.	Order No.	DK 4 GL I Type	Voltage	Qty.	Order No.
Terminal components LED red								
see circuit diagram above LED green								
Neon lamp	DK 4/35 GL 330K 230VAC	230 VAC	25	**0663160000**	DK 4/35 GL 1D I1,0A	250 VAC	25	**1111160000**
Neon lamp	DK 4/35 GL 100K 115VAC	115 VAC	25	**0396260000**				
Information								

Accessories

Cross-connection, screwable	Type	Current [A]	Qty.	Order No.	Type	Current [A]	Qty.	Order No.
2-pole	Q 2 AKZ4	32	50	**0336400000**	Q 2 AKZ4	32	50	**0336400000**
3-pole	Q 3 AKZ4	32	50	**0336500000**	Q 3 AKZ4	32	50	**0336500000**
4-pole	Q 4 AKZ4	32	50	**0336600000**	Q 4 AKZ4	32	50	**0336600000**
(Q) 10-pole					Q 10 AKZ4	32	20	**0368600000**
External cross-connection		**Current [A]**				**Current [A]**		
2-pole	QB 2 WI RA6 IS	27	50	**0482700000**	QB 2 WI RA6 IS	27	50	**0482700000**
3-pole	QB 3 WI RA6 IS	27	50	**0482800000**	QB 3 WI RA6 IS	27	50	**0482800000**
4-pole	QB 4 WI RA6 IS	27	50	**0482900000**	QB 4 WI RA6 IS	27	50	**0482900000**
End plate								
beige	AP DK4		20	**0359260000**	AP DK4		20	**0359260000**
Socket								
	STB 8.5/D4/2.3/M2.5 AKZ		50	**0215700000**	STB 8.5/D4/2.3/M2.5 AKZ		50	**0215700000**
Test plug								
	PS 2.3 RT		20	**0180400000**	PS 2.3 RT		20	**0180400000**
Connecting sleeve								
	VH 10/4/2.8 AKZ4		50	**0446600000**	VH 10/4/2.8 AKZ4		50	**0446600000**
Cross-connection saddle								
	VL 2 AKZ4/DK4		50	**0446700000**	VL 2 AKZ4/DK4		50	**0446700000**
Fixing screw / Partition disc								
Fixing screw	BFSC M2.5X14 SAKD2.5N		100	**0266800000**	BFSC M2.5X14 SAKD2.5N		100	**0266800000**
Partition disc	TSCH 4 AKZ4		100	**0363360000**	TSCH 4 AKZ4		100	**0363360000**
Marking systems								
	DEK 6				DEK 6			

For detailed information on other accessories and applications see “Accessories”

Modular terminals with electronic components

With electronic components TS 35 / PA

When using ATEX certified components in hazardous area applications the installation instructions and the rated data for accessories in the technical appendix must be considered.

DK 4 D/1 — 4 mm²

Diode terminal, e.g. as protection against polarity reversal



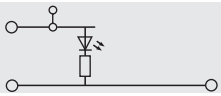

DK 4 D/2 — 4 mm²

suppressor circuit for relay and magnetic valve (DC)



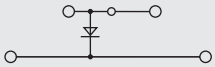

		DK 4 D/1	DK 4 D/2
Width/Length/Height with TS35x7.5	mm	**6** x 50 x 52.5	**6** x 50 x 52.5
Max. current / max. cond. cross-section	A/mm²	**10 / 4**	**10 / 4**
Max. clamping range	mm²	**0.33 ... 4**	**0.33 ... 4**

Technical data

Rated data		IEC	UL	CSA	EN 50019	IEC	UL	CSA	EN 50019
Rated voltage	V	380		380		380		380	
Rated current	A	10		1		10		1	
Rated cross-section	mm²	4		AWG 22... 12		4		AWG 22... 12	
Rated impulse voltage / Pollution severity	kV/-			/ 3				/ 3	
Plug gauge IEC 60-947-1 / flammability class acc. UL 94				A3 / V2				A3 / V2	
Approvals									
Electronic built-in components									
Diode current / diode voltage	V / A	1000 / 1				1000 / 1			
voltage LED / current LED / polarity	V / mA / -								
Resistance / Varistor	-/V			/ 1000				/ 1000	

Clampable conductors (H05V/H07V)		Rated connection	Additional connection	Rated connection	Additional connection
Solid / stranded	mm²	0.5...4 / 0.5...4		0.5...4 / 0.5...4	
Flexible / flexible w. wire end ferrule	mm²	0.5...4 / 0.5...4		0.5...4 / 0.5...4	
Tightening torque range (clamping screw)	Nm	0.5...0.8 (M 3)		0.5...0.8 (M 3)	
Stripping length / blade size	mm / -	9 / 3.5 x 0.6		9 / 3.5 x 0.6	

Information

Order data

Version		Type	Voltage	Qty.	Order No.	Type	Voltage	Qty.	Order No.
Terminal components	LED red					DK 4/35 1D A1	380 V	25	**0538960000**
see circuit diagram above	LED green	DK 4/35 1D GET.SCH.	380 V	25	**0396360000**	DK 4/35 1D A1	380 V	25	**0538980000**
	Neon lamp								
	Neon lamp								

Information

Accessories

Cross-connection, screwable		Type	Current [A]	Qty.	Order No.	Type	Current [A]	Qty.	Order No.
	2-pole	Q 2 AKZ4	32	50	**0336400000**	Q 2 AKZ4	32	50	**0336400000**
	3-pole	Q 3 AKZ4	32	50	**0336500000**	Q 3 AKZ4	32	50	**0336500000**
	4-pole	Q 4 AKZ4	32	50	**0336600000**	Q 4 AKZ4	32	50	**0336600000**
(Q)	10-pole								
External cross-connection			**Current [A]**				**Current [A]**		
	2-pole	QB 2 WI RA6 IS	27	50	**0482700000**	QB 2 WI RA6 IS	27	50	**0482700000**
	3-pole	QB 3 WI RA6 IS	27	50	**0482800000**	QB 3 WI RA6 IS	27	50	**0482800000**
	4-pole	QB 4 WI RA6 IS	27	50	**0482900000**	QB 4 WI RA6 IS	27	50	**0482900000**
End plate									
	beige	AP DK4		20	**0359260000**	AP DK4		20	**0359260000**
Socket									
		STB 8.5/D4/2.3/M2.5 AKZ		50	**0215700000**	STB 8.5/D4/2.3/M2.5 AKZ		50	**0215700000**
Test plug									
		PS 2.3 RT		20	**0180400000**	PS 2.3 RT		20	**0180400000**
Connecting sleeve									
		VH 10/4/2.8 AKZ4		50	**0446600000**	VH 10/4/2.8 AKZ4		50	**0446600000**
Cross-connection saddle									
		VL 2 AKZ4/DK4		50	**0446700000**	VL 2 AKZ4/DK4		50	**0446700000**
Fixing screw / Partition disc									
	Fixing screw	BFSC M2.5X14 SAKD2.5N		100	**0266800000**	BFSC M2.5X14 SAKD2.5N		100	**0266800000**
	Partition disc	TSCH 4 AKZ4		100	**0363360000**	TSCH 4 AKZ4		100	**0363360000**
Marking systems									
		DEK 6				DEK 6			

For detailed information on other accessories and applications see "Accessories"

Modular terminals with electronic components

With electronic components TS 35 / PA

When using ATEX certified components in hazardous area applications the installation instructions and the rated data for accessories in the technical appendix must be considered.

DK 4 D/3 — 4 mm²

suppressor circuit for relay and magnetic valve (DC)



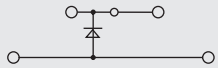

DK 4 D/4 — 4 mm²

Diodes terminal for lamp-test-circuits



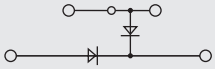

		DK 4 D/3	DK 4 D/4
Width/Length/Height with TS35x7.5	mm	**6** x 50 x 52.5	**6** x 50 x 52.5
Max. current / max. cond. cross-section	A/mm²	**10 / 4**	**10 / 4**
Max. clamping range	mm²	**0.33 ... 4**	**0.33 ... 4**

Technical data

Rated data		IEC	UL	CSA	EN 50019
Rated voltage	V	380			
Rated current	A	10			
Rated cross-section	mm²	4			
Rated impulse voltage / Pollution severity	kV/-			/ 3	
Plug gauge IEC 60-947-1 / flammability class acc. UL 94				A3 / V2	
Approvals					
Electronic built-in components					
Diode current / diode voltage	V / A	1000 / 1			
voltage LED / current LED / polarity	V / mA / -				
Resistance / Varistor	-/V		/ 1000		
Clampable conductors (H05V/H07V)		**Rated connection**		**Additional connection**	
Solid / stranded	mm²	0.5…4 / 0.5…4			
Flexible / flexible w. wire end ferrule	mm²	0.5…4 / 0.5…4			
Tightening torque range (clamping screw)	Nm	0.5…0.8 (M 3)			
Stripping length / blade size	mm / -	9 / 3.5 x 0.6			
Information					

Rated data		IEC	UL	CSA	EN 50019
Rated voltage	V	380			
Rated current	A	10			
Rated cross-section	mm²	4			
Rated impulse voltage / Pollution severity	kV/-			/ 3	
Plug gauge IEC 60-947-1 / flammability class acc. UL 94				A3 / V2	
Approvals					
Electronic built-in components					
Diode current / diode voltage	V / A	1000 / 1			
voltage LED / current LED / polarity	V / mA / -				
Resistance / Varistor	-/V		/ 1000		
Clampable conductors (H05V/H07V)		**Rated connection**		**Additional connection**	
Solid / stranded	mm²	0.5…4 / 0.5…4			
Flexible / flexible w. wire end ferrule	mm²	0.5…4 / 0.5…4			
Tightening torque range (clamping screw)	Nm	0.5…0.8 (M 3)			
Stripping length / blade size	mm / -	9 / 3.5 x 0.6			
Information					

Order data

Version		**Type**	**Voltage**	**Qty.**	**Order No.**
Terminal components	LED red	DK 4/35 1D A2	380 V	25	**0538860000**
see circuit diagram above	LED green	DK 4/35 1D A2	380 V	25	**0538880000**
	Neon lamp				
	Neon lamp				
Information					

Version		**Type**	**Voltage**	**Qty.**	**Order No.**
Terminal components	LED red	DK 4/35 2D GET.SCH. A1	380 V	25	**0396660000**
see circuit diagram above	LED green				
	Neon lamp				
	Neon lamp				
Information					

Accessories

Cross-connection, screwable		**Type**	**Current [A]**	**Qty.**	**Order No.**
	2-pole	Q 2 AKZ4	32	50	**0336400000**
	3-pole	Q 3 AKZ4	32	50	**0336500000**
	4-pole	Q 4 AKZ4	32	50	**0336600000**
(Q)	10-pole				
External cross-connection			**Current [A]**		
	2-pole	QB 2 WI RA6 IS	27	50	**0482700000**
	3-pole	QB 3 WI RA6 IS	27	50	**0482800000**
	4-pole	QB 4 WI RA6 IS	27	50	**0482900000**
End plate					
	beige	AP DK4		20	**0359260000**
Socket					
		STB 8.5/D4/2.3/M2.5 AKZ		50	**0215700000**
Test plug					
		PS 2.3 RT		20	**0180400000**
Connecting sleeve					
		VH 10/4/2.8 AKZ4		50	**0446600000**
Cross-connection saddle					
		VL 2 AKZ4/DK4		50	**0446700000**
Fixing screw / Partition disc					
	Fixing screw	BFSC M2.5X14 SAKD2.5N		100	**0266800000**
	Partition disc	TSCH 4 AKZ4		100	**0363360000**
Marking systems					
		DEK 6			
For detailed information on other accessories and applications see “Accessories”					

Cross-connection, screwable		**Type**	**Current [A]**	**Qty.**	**Order No.**
	2-pole	Q 2 AKZ4	32	50	**0336400000**
	3-pole	Q 3 AKZ4	32	50	**0336500000**
	4-pole	Q 4 AKZ4	32	50	**0336600000**
	10-pole				
External cross-connection			**Current [A]**		
	2-pole	QB 2 WI RA6 IS	27	50	**0482700000**
	3-pole	QB 3 WI RA6 IS	27	50	**0482800000**
	4-pole	QB 4 WI RA6 IS	27	50	**0482900000**
End plate					
	beige	AP DK4		20	**0359260000**
Socket					
		STB 8.5/D4/2.3/M2.5 AKZ		50	**0215700000**
Test plug					
		PS 2.3 RT		20	**0180400000**
Connecting sleeve					
		VH 10/4/2.8 AKZ4		50	**0446600000**
Cross-connection saddle					
		VL 2 AKZ4/DK4		50	**0446700000**
Fixing screw / Partition disc					
	Fixing screw	BFSC M2.5X14 SAKD2.5N		100	**0266800000**
	Partition disc	TSCH 4 AKZ4		100	**0363360000**
Marking systems					
		DEK 6			

Modular terminals with electronic components

DK 4 D/5 — 4 mm²

Diodes terminal for lamp-test-circuits



6 x 50 x 52.5
10 / 4
0.33 ... 4

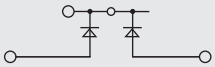

IEC	UL	CSA	EN 50019
380			
10			
4			
	/ 3		
	A3 / V2		
1000 / 1			
/ 1000			

Rated connection	Additional connection
0.5…4 / 0.5…4	
0.5…4 / 0.5…4	
0.5…0.8 (M 3)	
9 / 3.5 x 0.6	

Type	Voltage	Qty.	Order No.
DK 4/35 2D GET.SCH. A2	380 V	25	**0396860000**

Type	Current [A]	Qty.	Order No.
Q 2 AKZ4	32	50	**0336400000**
Q 3 AKZ4	32	50	**0336500000**
Q 4 AKZ4	32	50	**0336600000**
	Current [A]		
QB 2 WI RA6 IS	27	50	**0482700000**
QB 3 WI RA6 IS	27	50	**0482800000**
QB 4 WI RA6 IS	27	50	**0482900000**
AP DK4		20	**0359260000**
STB 8.5/D4/2.3/M2.5 AKZ		50	**0215700000**
PS 2.3 RT		20	**0180400000**
VH 10/4/2.8 AKZ4		50	**0446600000**
VL 2 AKZ4/DK4		50	**0446700000**
BFSC M2.5X14 SAKD2.5N		100	**0266800000**
TSCH 4 AKZ4		100	**0363360000**
DEK 6			

DK 4 D/6 — 4 mm²

Diodes terminal for lamp-test-circuits



6 x 50 x 52.5
10 / 4
0.33 ... 4

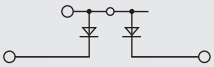

IEC	UL	CSA	EN 50019
380			
10			
4			
	/ 3		
	A3 / V2		
1000 / 1			
/ 1000			

Rated connection	Additional connection
0.5…4 / 0.5…4	
0.5…4 / 0.5…4	
0.5…0.8 (M 3)	
9 / 3.5 x 0.6	

Type	Voltage	Qty.	Order No.
DK 4/35 2D GET.SCH. A1	380 V	25	**0396760000**

Type	Current [A]	Qty.	Order No.
Q 2 AKZ4	32	50	**0336400000**
Q 3 AKZ4	32	50	**0336500000**
Q 4 AKZ4	32	50	**0336600000**
	Current [A]		
QB 2 WI RA6 IS	27	50	**0482700000**
QB 3 WI RA6 IS	27	50	**0482800000**
QB 4 WI RA6 IS	27	50	**0482900000**
AP DK4		20	**0359260000**
STB 8.5/D4/2.3/M2.5 AKZ		50	**0215700000**
PS 2.3 RT		20	**0180400000**
VH 10/4/2.8 AKZ4		50	**0446600000**
VL 2 AKZ4/DK4		50	**0446700000**
BFSC M2.5X14 SAKD2.5N		100	**0266800000**
TSCH 4 AKZ4		100	**0363360000**
DEK 6			

DK 4 D/7 — 4 mm²

Diodes terminal for lamp-test-circuits with multiplier



6 x 50 x 52.5
10 / 4
0.33 ... 4

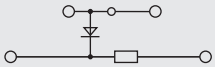

IEC	UL	CSA	EN 50019
24			
10			
4			
	/ 3		
	A3 / V2		
/ 1			

Rated connection	Additional connection
0.5…4 / 0.5…4	
0.5…4 / 0.5…4	
0.5…0.8 (M 3)	
9 / 3.5 x 0.6	

Type	Voltage	Qty.	Order No.
DK 4/35 1D 1K5 GET.SCH	24 V	25	**0396960000**

Type	Current [A]	Qty.	Order No.
Q 2 AKZ4	32	50	**0336400000**
Q 3 AKZ4	32	50	**0336500000**
Q 4 AKZ4	32	50	**0336600000**
	Current [A]		
QB 2 WI RA6 IS	27	50	**0482700000**
QB 3 WI RA6 IS	27	50	**0482800000**
QB 4 WI RA6 IS	27	50	**0482900000**
AP DK4		20	**0359260000**
STB 8.5/D4/2.3/M2.5 AKZ		50	**0215700000**
PS 2.3 RT		20	**0180400000**
VH 10/4/2.8 AKZ4		50	**0446600000**
VL 2 AKZ4/DK4		50	**0446700000**
BFSC M2.5X14 SAKD2.5N		100	**0266800000**
TSCH 4 AKZ4		100	**0363360000**
DEK 6			

Modular terminals with electronic components

With electronic components
TS 35 / PA

When using ATEX certified components in hazardous area applications the installation instructions and the rated data for accessories in the technical appendix must be considered.

DK 4 D/8 — 4 mm²

Diodes terminal for lamp-test-circuits with multiplier

Width/Length/Height with TS35x7.5	mm	**6** x 50 x 52.5
Max. current / max. cond. cross-section	A/mm²	**10 / 4**
Max. clamping range	mm²	**0.33 ... 4**

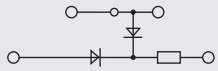

Technical data

Rated data		IEC	UL	CSA	EN 50019
Rated voltage	V	24			
Rated current	A	10			
Rated cross-section	mm²	4			
Rated impulse voltage / Pollution severity	kV/-			/ 3	
Plug gauge IEC 60-947-1 / flammability class acc. UL 94				A3 / V2	
Approvals					

Electronic built-in components					
Diode current / diode voltage	V / A	/ 1			
voltage LED / current LED / polarity	V / mA / -				
Resistance / Varistor	-/V				

Clampable conductors (H05V/H07V)		Rated connection	Additional connection
Solid / stranded	mm²	0.5…4 / 0.5…4	
Flexible / flexible w. wire end ferrule	mm²	0.5…4 / 0.5…4	
Tightening torque range (clamping screw)	Nm	0.5…0.8 (M 3)	
Stripping length / blade size	mm / -	9 / 3.5 x 0.6	

Information

Order data

Version		Type	Voltage	Qty.	Order No.
Terminal components	LED red	DK 4/35 2D 1K5	24 V	25	**0181560000**
see circuit diagram above	LED green				
	Neon lamp				
	Neon lamp				

Information

Accessories

Cross-connection, screwable		Type	Current [A]	Qty.	Order No.
	2-pole	Q 2 AKZ4	32	50	**0336400000**
	3-pole	Q 3 AKZ4	32	50	**0336500000**
	4-pole	Q 4 AKZ4	32	50	**0336600000**
(Q)	10-pole				
External cross-connection			**Current [A]**		
	2-pole	QB 2 WI RA6 IS	27	50	**0482700000**
	3-pole	QB 3 WI RA6 IS	27	50	**0482800000**
	4-pole	QB 4 WI RA6 IS	27	50	**0482900000**
End plate					
	beige	AP DK4		20	**0359260000**
Socket					
		STB 8.5/D4/2.3/M2.5 AKZ		50	**0215700000**
Test plug					
		PS 2.3 RT		20	**0180400000**
Connecting sleeve					
		VH 10/4/2.8 AKZ4		50	**0446600000**
Cross-connection saddle					
		VL 2 AKZ4/DK4		50	**0446700000**
Fixing screw / Partition disc					
	Fixing screw	BFSC M2.5X14 SAKD2.5N		100	**0266800000**
	Partition disc	TSCH 4 AKZ4		100	**0363360000**
Marking systems					
		DEK 6			

For detailed information on other accessories and applications see “Accessories”

Modular terminals with electronic components

With electronic components TS 35 / PA

When using ATEX certified components in hazardous area applications the installation instructions and the rated data for accessories in the technical appendix must be considered.

		DK 4 RC	DK 4 PT 100
		4 mm²	4 mm²
		Terminal with RC	Diodes terminal for central control systems
			
Width/Length/Height with TS35x7.5	mm	**18** x 650 x 52.5	**6** x 65 x 53.5
Max. current / max. cond. cross-section	A/mm²	**10 / 4**	**10 / 4**
Max. clamping range	mm²	**0.33 ... 4**	**0.33 ... 4**
		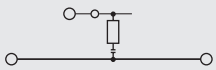	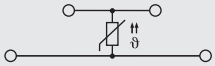

Technical data

Rated data		IEC	UL	CSA	EN 50019	IEC	UL	CSA	EN 50019
Rated voltage	V	250							
Rated current	A	10				10			
Rated cross-section	mm²	4				4			
Rated impulse voltage / Pollution severity	kV/-							/ 3	
Plug gauge IEC 60-947-1 / flammability class acc. UL 94								A3 / V2	
Approvals									
Electronic built-in components									
Diode current / diode voltage	V / A								
voltage LED / current LED / polarity	V / mA / -								
Resistance / Varistor	-/V								
Clampable conductors (H05V/H07V)		**Rated connection**		**Additional connection**		**Rated connection**		**Additional connection**	
Solid / stranded	mm²	0.5…4 / 0.5…4				0.5…4 / 0.5…4			
Flexible / flexible w. wire end ferrule	mm²	0.5…4 / 0.5…2.5				0.5…4 / 0.5…2.5			
Tightening torque range (clamping screw)	Nm	0.5…0.8 (M 3)				0.4…0.7 (M 2.5)			
Stripping length / blade size	mm / -	9 / 3.5 x 0.6				6 / 3.5 x 0.6			
Information									

Order data

Version		Type	Voltage	Qty.	Order No.	Type	Voltage	Qty.	Order No.
Terminal components	LED red	DK 4/35 RC 220R/220N	230 V	5	**0053160000**	DKT 4/35 PT100		10	**8014720000**
see circuit diagram above	LED green								
	Neon lamp								
	Neon lamp								
Information									

Accessories

Cross-connection, screwable		Type	Current [A]	Qty.	Order No.	Type	Current [A]	Qty.	Order No.
	2-pole	Q 2 AKZ4	32	50	**0336400000**	Q 2 AKZ4	32	50	**0336400000**
	3-pole	Q 3 AKZ4	32	50	**0336500000**	Q 3 AKZ4	32	50	**0336500000**
	4-pole	Q 4 AKZ4	32	50	**0336600000**	Q 4 AKZ4	32	50	**0336600000**
(Q)	10-pole	Q 10 AKZ4	32	20	**0368600000**				
External cross-connection			**Current [A]**				**Current [A]**		
	2-pole					QB 2 WI RA6 IS	27	50	**0482700000**
	3-pole					QB 3 WI RA6 IS	27	50	**0482800000**
	4-pole					QB 4 WI RA6 IS	27	50	**0482900000**
End plate									
	beige	AP DK4		20	**0359260000**	AP DKT4 PA		20	**0687560000**
Socket									
		STB 8.5/D4/2.3/M2.5 AKZ		50	**0215700000**	STB 8.5/D4/2.3/M2.5 AKZ		50	**0215700000**
Test plug									
		PS 2.3 RT		20	**0180400000**	PS 2.3 RT		20	**0180400000**
Connecting sleeve									
		VH 10/4/2.8 AKZ4		50	**0446600000**				
Cross-connection saddle									
		VL 2 AKZ4/DK4		50	**0446700000**				
Fixing screw / Partition disc									
	Fixing screw	BFSC M2.5X14 SAKD2.5N		100	**0266800000**				
	Partition disc					TSCH 4 AKZ4		100	**0363360000**
Marking systems									
		DEK 6				DEK 6			
For detailed information on other accessories and applications see “Accessories”									

Content

Modular feed-through terminal

TS 32 / PA B.2 - B.5

TS 32 / KrG B.6 - B.9

Modular 2-tier terminals

TS 32 / PA B.10 - B.11

Modular PE terminals

TS 32 / PA B.12 - B.13

TS 32 B.14 - B.15

Disconnect terminals

TS 32 / PA B.16 - B.17

TS 32 / KrG B.18 - B.19

Fuse terminals

TS 32 / PA B.20 - B.21

TS 32 / KrG B.22 - B.25

Fuse inserts and gauge rings
for Weidmüller fuse terminals B.26 - B.27

Spring Loaded Terminal

TS 32 B.28 - B.29

Modular disconnect test terminals

TS 32 / KrG B.30 - B.33

Feed-through terminals for thermocouples

TS 32 / PA B.34 - B.35

Modular terminals with screwless connections

With puls-on connection
TS 32 / PA B.36 - B.38

With Termi-Point/Wire-Wrap connection
TS 32/PA B.39

With solder connection
TS 32/PA B.40 - B.43

With puls-on connection
TS 32/KrG B.44 - B.46

With Termi-Point/Wire-Wrap connection
TS 32/KrG B.47 - B.48

With solder connection
TS 32/KrG B.49 - B50

Bolt-type screw terminal - SAKG

TS 32 / KRG B.52 - B.59

Stud terminal - KST

TS 32 / PA B.60 - B.61

Modular terminals with electronic components

TS 32 / PA B.62 - B.70

Modular feed-through terminal

TS 32 / PA

When using ATEX certified components in hazardous area applications the installation instructions and the rated data for accessories in the technical appendix must be considered.

Width/Length/Height with TS32	mm
Max. current / max. cond. cross-section	A/mm²
Max. clamping range	mm²

SAKD 2.5N — 2.5 mm²



5 x 32.5 x 43.5
30 / 4
0.08 ... 4

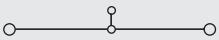

IEC 60947-7-1

IEC	UL	CSA	EN 50019
500	300	300	
24	20	20	
2.5	AWG 28…12	AWG 22…12	
	6 / 3		
	A2 / V2		

Rated connection	Additional connection
0.5…4 / 0.5…2.5	
0.5…4 / 0.5…2.5	
0.4…0.6 (M 2.5)	
10 / 3.5 x 0.6	
0.5…0.75	
0.5…0.75 / 0.5…0.75	

Use of twin wire end ferrules on request

SAK 2.5 — 2.5 mm²



6 x 36.5 x 46.5
41 / 6
0.13 ... 6

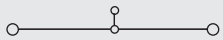

IEC 60947-7-1 — EEx e II II 2 G D

IEC	UL	CSA	EN 50019
800	600	600	550
24	20	25	21
2.5	AWG 22…12	AWG 26…10	2.5
	8 / 3		
	A3 / V2		

KEMA 97ATEX1798 U

Rated connection	Additional connection
0.5…6 / 0.5…4	
0.5…4 / 0.5…4	
0.4…0.6 (M 2.5)	
10 / 3.5 x 0.6	
…1.5	

The rated voltage is 690 V when using wire end ferrules without end cover or partition plates.

Technical data

Rated data	
Rated voltage	V
Rated current	A
Rated cross-section	mm²
Rated impulse voltage / Pollution severity	kV/-
Plug gauge IEC 60-947-1 / flammability class acc. UL 94	
Approvals	
Clampable conductors (H05V/H07V)	
Solid / stranded	mm²
Flexible / flexible w. wire end ferrule	mm²
Tightening torque range (clamping screw)	Nm
Stripping length / blade size	mm / -
2 clampable conductors of equal cross-section	
Solid / stranded	mm²
Flexible / flexible w. wire end ferrule	mm²
Information	

Order data

Version	Type	Qty.	Order No.
beige	SAKD 2.5N	100	**0215560000**
blue	SAKD 2.5N BL	100	**0215580000**

Version	Type	Qty.	Order No.
beige	SAK 2.5	100	**0279660000**
blue	SAK 2.5 BL	100	**0279680000**

Accessories

Cross-connection, screwable	Type	Current [A]	Qty.	Order No.
2-pole	Q 2 SAKD2.5N	24	50	**0367800000**
3-pole	Q 3 SAKD2.5N	24	50	**0367900000**
4-pole	Q 4 SAKD2.5N	24	50	**0368000000**
(Q) 10-pole	Q 10 SAKD2.5N	24	20	**0368100000**
Connecting sleeve				
Fixing screw				
Fuse cartridges				
Cross-connection saddle				
Cross-connection saddle				
Connecting sleeve				
Fixing screw				
Socket / Test plug				
Socket	STB 8.5/D4/2.3/M2.5 AKZ		50	**0215700000**
Test plug	PS 2.3 RT		20	**0180400000**
End plate		**Width [mm]**		
beige	AP SAKD2.5N	1.5	20	**150960000**
blue	AP SAKD2.5N BL	1.5	20	**0150980000**
Partition / Partition disc		**Width [mm]**		
beige	TW SAKD2.5N	1.5	20	**191860000**
blue	TW SAKD2.5N BL	1.5	20	**0191880000**
Partition disc	TSCH 3 SAKD2.5 N	5	100	**0366860000**
Cover / fixing screw (plastic)				
Cover				
Fixing screw (plastic)				
Marking systems				
	DEK 5			
Detailed information on all versions in chapter accessories.				

Cross-connection, screwable	Type	Current [A]	Qty.	Order No.
2-pole	Q 2 SAK2.5	41	50	**0337000000**
3-pole	Q 3 SAK2.5	41	50	**0337100000**
4-pole	Q 4 SAK2.5	41	50	**0337200000**
10-pole	Q 10 SAK2.5	41	20	**0368700000**
Connecting sleeve				
Fixing screw				
Fuse cartridges				
Cross-connection saddle				
Cross-connection saddle				
Connecting sleeve				
Fixing screw				
Socket / Test plug				
Socket	STB 8.5/5/2.3/M3 SAK2.5		50	**0280600000**
Test plug	PS 2.3 RT		20	**0180400000**
End plate		**Width [mm]**		
beige	AP SAK2.5	1.5	20	**0279560000**
blue	AP SAK2.5 BL	1.5	20	**0279580000**
Partition / Partition disc		**Width [mm]**		
beige	TW SAK2.5	2.5	20	**0302860000**
blue	TW SAK2.5 BL	1.5	20	**0302880000**
Partition disc	TSCH 1	2	100	**0319160000**
Cover / fixing screw (plastic)				
Cover	AD 3 SAK2.5		50	**0297900000**
Fixing screw (plastic)	BFSC M3X22 PA/RT		100	**0128900000**
Marking systems				
	DEK 6			
Detailed information on all versions in chapter accessories.				

Modular feed-through terminal

SAK 4 — 4 mm²



6.5 x 40 x 51.5
41 / 6
0.13 ... 6

IEC 60947-7-1 — EEx e II II 2 G D

IEC	UL	CSA	EN 50019
800	600	600	550
32	20	36	28
4	AWG 22…12	AWG 26…10	4
	8 / 3		
	A4 / V2		

KEMA 97ATEX1798 U

Rated connection	Additional connection
0.5…6 / 0.5…4	
0.5…4 / 0.5…4	
0.5…1.0 (M 3)	
12 / 3.5 x 0.6	
1.5…1.5	
0.5…1.5	

The rated voltage is reduced to 690 V when using wire end ferrules.

Type	Qty.	Order No.
SAK 4	100	**1716240000**
SAK 4 BL	100	**0128380000**

Type	Current [A]	Qty.	Order No.
Q 2 SAK4	41	50	**0336700000**
Q 3 SAK4	41	50	**0336800000**
Q 4 SAK4	41	50	**0336900000**
Q 10 SAK4	41	20	**0368800000**
VL 2 SAK4		50	**0197000000**
VH 19/5/3.5 SAK4-16		50	**0285100000**
BFSC M3X25		100	**0292500000**
STB 14/D5/2.3/M3 SAK2.5		50	**0168600000**
PS 4 F.STB 4		20	**0299600000**
Width [mm]			
AP SAK4-10	1.5	20	**0117960000**
AP SAK4-10 BL	1.5	20	**0117980000**
Width [mm]			
TW 4 SAK4-10	1.5	20	**0130160000**
TW 4 SAK4-10 BL	1.5	20	**0130180000**
TSCH 1	2	100	**0319160000**
AD 4 SAK4		50	**0285300000**
BFSC M3X22 PA/RT		100	**0128900000**
DEK 6,5			

SAK 6 N — 6 mm²



8 x 40 x 51.5
57 / 10
0.2 ... 10

IEC 60947-7-1 — EEx e II II 2 G D

IEC	UL	CSA	EN 50019
800	600	600	550
41	40	47	36
6	AWG 22…8	AWG 20…8	6
	8 / 3		
	A5 / V2		

KEMA 97ATEX1798 U

Rated connection	Additional connection
0.5…10 / 0.5…6	
0.5…10 / 0.5…6	
0.8…1.6 (M 3.5)	
12 / 4.0 x 0.8	

The rated voltage is reduced to 690 V when using wire end ferrules.

Type	Qty.	Order No.
SAK 6N	100	**0193260000**
SAK 6N BL	100	**0193280000**

Type	Current [A]	Qty.	Order No.
Q 2 SAK6N	57	50	**0456700000**
Q 3 SAK6N	57	50	**0456800000**
Q 4 SAK6N	57	50	**0456900000**
Q 10 SAK6N	57	20	**0457000000**
VL 2 SAK6/10/SAKB		50	**0135900000**
VH 19/5/3.5 SAK4-16		50	**0285100000**
BFSC M3X25		100	**0292500000**
STB 14/D6/4/M3 SAK10		50	**0169900000**
PS 4 F.STB 4		20	**0299600000**
Width [mm]			
AP SAK4-10	1.5	20	**0117960000**
AP SAK4-10 BL	1.5	20	**0117980000**
Width [mm]			
TW 4 SAK4-10	1.5	20	**0130160000**
TW 4 SAK4-10 BL	1.5	20	**0130180000**
TSCH 1	2	100	**0319160000**
AD 4 SAK6N		50	**0196600000**
BFSC M3X22 PA/RT		100	**0128900000**
DEK 8			

SAK 10 — 10 mm²



10 x 40 x 51.5
76 / 16
1.5 ... 16

IEC 60947-7-1 — EEx e II II 2 G D

IEC	UL	CSA	EN 50019
800	600	600	550
57	60	65	50
10	AWG 16…6	AWG 14…6	10
	8 / 3		
	B6 / V2		

KEMA 97ATEX1798 U

Rated connection	Additional connection
1.5…10 / 1.5…16	
1.5…16 / 1.5…10	
2.0…2.4 (M 4)	
12 / 5.5 x 1.0	

Tightening torque 2 Nm for 10 and 16 mm² stranded and AWG 6/7 wire.

Type	Qty.	Order No.
SAK 10	100	**0110060000**
SAK 10 BL	100	**0110080000**

Type	Current [A]	Qty.	Order No.
Q 2 SAK10	57	50	**0457100000**
Q 3 SAK10	57	50	**0457200000**
Q 4 SAK10	57	50	**0457300000**
Q 10 SAK10	57	20	**0457400000**
VL 2 SAK6/10/SAKB		50	**0135900000**
VH 19/5/3.5 SAK4-16		50	**0285100000**
BFSC M3X25		100	**0292500000**
STB 14/D6/4/M3 SAK10		50	**0169900000**
PS 4 F.STB 4		20	**0299600000**
Width [mm]			
AP SAK4-10	1.5	20	**0117960000**
AP SAK4-10 BL	1.5	20	**0117980000**
Width [mm]			
TW 4 SAK4-10	1.5	20	**0130160000**
TW 4 SAK4-10 BL	1.5	20	**0130180000**
TSCH 1	2	100	**0319160000**
AD 4 SAK10		50	**0178600000**
BFSC M3X22 PA/RT		100	**0128900000**
DEK 5			

Modular feed-through terminal

TS 32 / PA

When using ATEX certified components in hazardous area applications the installation instructions and the rated data for accessories in the technical appendix must be considered.

Width/Length/Height with TS32	mm
Max. current / max. cond. cross-section	A/mm²
Max. clamping range	mm²

SAK 16 — 16 mm²

12 x 50 x 57.5
76 / 16
2.5 ... 16

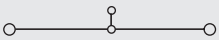

IEC 60947-7-1 — EEx e II II 2 G D

IEC	UL	CSA	EN 50019
1000	600	600	750
76	80	87	66
16	AWG 12…6	AWG 10…6	16
	8 / 3		
	B6 / V2		

KEMA 97ATEX1798 U

Rated connection	Additional connection
2.5…10 / 4…16	
4…16 / 4…16	
2.0…2.4 (M 4)	
15 / 5.5 x 1.0	

Installation of the QL side by side use a TW/AP.

SAK 35 — 35 mm²



18 x 58 x 67.5
150 / 50
2.5 ... 50

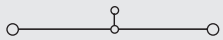

IEC 60947-7-1 — EEx e II II 2 G D

IEC	UL	CSA	EN 50019
1000	600	600	550
125	100	145	109
35	AWG 12…2	AWG 12…2	35
	8 / 3		
	B8 / V2		

KEMA 97ATEX1798 U

Rated connection	Additional connection
2.5…16 / 4…50	
2.5…35 / 2.5…35	
4.0…5.0 (M 6)	
18 / 6.5 x 1.2	

…10 / 10…16
2.5…16 / 2.5…16

Installation of the QL side by side use a TW/AP.

Technical data

Rated data	
Rated voltage	V
Rated current	A
Rated cross-section	mm²
Rated impulse voltage / Pollution severity	kV/-
Plug gauge IEC 60-947-1 / flammability class acc. UL 94	
Approvals	
Clampable conductors (H05V/H07V)	
Solid / stranded	mm²
Flexible / flexible w. wire end ferrule	mm²
Tightening torque range (clamping screw)	Nm
Stripping length / blade size	mm / -
2 clampable conductors of equal cross-section	
Solid / stranded	mm²
Flexible / flexible w. wire end ferrule	mm²
Information	

Order data

Version	Type	Qty.	Order No.
beige	SAK 16	50	**0271060000**
blue	SAK 16 BL	50	**0271080000**
Information			

Type	Qty.	Order No.
SAK 35	20	**0303560000**
SAK 35 BL	20	**0303580000**

Accessories

Cross-connection, screwable

(Q)

Version	Type	Current [A]	Qty.	Order No.
2-pole	Q 2 SAK16	76	50	**0457500000**
3-pole	Q 3 SAK16	76	50	**0457600000**
4-pole	Q 4 SAK16	76	50	**0457700000**
10-pole	Q 10 SAK16	76	20	**0457800000**
Connecting sleeve				
Fixing screw				
Fuse cartridges				
Cross-connection saddle				
Cross-connection saddle	VL 2 SAK16/SAKA		50	**0135800000**
Connecting sleeve	VH 19/5/3.5 SAK4-16		50	**0285100000**
Fixing screw	BFSC M3X25		100	**0292500000**
Socket / Test plug				
Socket	STB 14/D6/4/M3 SAK10		50	**0169900000**
Test plug	PS 4 F.STB 4		20	**0299600000**
End plate		**Width [mm]**		
beige	AP SAK35/TW SAK16	1.5	10	**0303660000**
blue	AP SAK35/TW SAK16 BL	1.5	10	**0303680000**
Partition / Partition disc		**Width [mm]**		
beige				
blue				
Partition disc	TSCH 1	2	100	**0319160000**
Cover / fixing screw (plastic)				
Cover	AD 3 SAK16		50	**0297800000**
Fixing screw (plastic)	BFSC M3X22 PA/RT		100	**0128900000**
Marking systems				
	DEK 5			

Type	Current [A]	Qty.	Order No.
QL 2 SAK35	99	20	**0123600000**
QL 3 SAK35	99	20	**0123700000**
QL 4 SAK35	99	20	**0123800000**
QL 10 SAK35	99	20	**0338600000**
VH 17/8/5 SAK35		50	**0267000000**
BFSC M4X30		50	**0267100000**
SS M4 D 128-A 4		100	**0136400000**
VL 2 SAK35		50	**0124000000**
VH 24.5/8/5 SAK35		50	**0298700000**
BFSC M4X35		50	**0298900000**
STB 16/D7/4/M4 SAK35		50	**0140200000**
PS 4 F.STB 4		20	**0299600000**
Width [mm]			
AP SAK35/TW SAK16	1.5	10	**0303660000**
AP SAK35/TW SAK16 BL	1.5	10	**0303680000**
Width [mm]			
TW SAK35	1.5	20	**0304360000**
AD 3 SAK35		50	**0273400000**
BFSC M4X32 PA/RT		100	**0129100000**
DEK 5			

Detailed information on all versions in chapter accessories.

Modular feed-through terminal

SAK 35/IK — 35 mm²

Hexagon socket head screw



18 x 58 x 67.5
150 / 50
2.5 ... 50

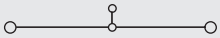

IEC 60947-7-1

EEx e II II 2 G D

IEC	UL	CSA	EN 50019
1000	600	600	550
125	100	145	109
35	AWG 12…2	AWG 12…2	35
	8 / 3		
	B8 / V2		

KEMA 97ATEX1798 U

Rated connection	Additional connection
2.5…16 / 4…50	
2.5…35 / 2.5…35	
4.0…5.0 (M 6)	
18 / S 4 (DIN6911)	
2.5…10 / 10…16	
2.5…16 / 2.5…16	

Installation of the QL side by side use a TW/AP.

Type	Qty.	Order No.
SAK 35/IK	20	**0476560000**

Type	Current [A]	Qty.	Order No.
QL 2 SAK35	99	20	**0123600000**
QL 3 SAK35	99	20	**0123700000**
QL 4 SAK35	99	20	**0123800000**
QL 10 SAK35	99	20	**0338600000**
VH 17/8/5 SAK35		50	**0267000000**
BFSC M4X30		50	**0267100000**
SS M4 D 128-A 4		100	**0136400000**
VL 2 SAK35		50	**0124000000**
VH 24.5/8/5 SAK35		50	**0298700000**
BFSC M4X35		50	**0298900000**
STB 16/D7/4/M4 SAK35		50	**0140200000**
PS 4 F.STB 4		20	**0299600000**
Width [mm]			
AP SAK35/TW SAK16	1.5	10	**0303660000**
Width [mm]			
TW SAK35	1.5	20	**0304360000**
AD 4 SAK35		50	**0178700000**
BFSC M4X32 PA/RT		100	**0129100000**
DEK 5			

SAK 35 N — 35 mm²

16 x 58 x 67.5
150 / 50
2.5 ... 50

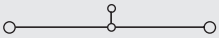

IEC 60947-7-1

IEC	UL	CSA	EN 50019
1000	600	600	
125	100	120	
35	AWG 12…2	AWG 12…2	
	8 / 3		
	B8 / V2		

Rated connection	Additional connection
2.5…16 / 4…50	
2.5…35 / 1.5…35	
4.0…5.0 (M 6)	
18 / 6.5 x 1.2	
2.5…10 / 10…16	
2.5…16 / 2.5…16	

Installation of the QL side by side use a TW/AP.

Type	Qty.	Order No.
SAK 35N	20	**0550660000**

Type	Current [A]	Qty.	Order No.
QL 2 SAK35N	99	50	**0564900000**
QL 3 SAK35N	99	50	**0565000000**
QL 4 SAK35N	99	50	**0565100000**
QL 10 SAK35N	99	20	**0565200000**
VH 17/8/5 SAK35		50	**0267000000**
BFSC M4X30		50	**0267100000**
SS M4 D 128-A 4		100	**0136400000**
STB 16/D7/4/M4 SAK35		50	**0140200000**
PS 4 F.STB 4		20	**0299600000**
Width [mm]			
AP SAK35/TW SAK16	1.5	10	**0303660000**
AP SAK35/TW SAK16 BL	1.5	10	**0303680000**
Width [mm]			
TW SAK35	1.5	20	**0304360000**
AD 4 SAK35N		50	**0576700000**
BFSC M4X32 PA/RT		100	**0129100000**
DEK 5			

SAK 35 N/IK — 35 mm²

Hexagon socket head screw



16 x 58 x 67.5
150 / 50
2.5 ... 50

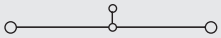

IEC 60947-7-1

IEC	UL	CSA	EN 50019
1000	600	600	
125	100	120	
35	AWG 12…2	AWG 12…2	
	8 / 3		
	B8 / V2		

Rated connection	Additional connection
2.5…16 / 4…50	
2.5…35 / 1.5…35	
4.0…6.0 (M 6)	
18 / S 4 (6911)	
2.5…10 / 10…16	
2.5…16 / 2.5…16	

Installation of the QL side by side use a TW/AP.

Type	Qty.	Order No.
SAK 35N/IK	20	**0555760000**

Type	Current [A]	Qty.	Order No.
QL 2 SAK35N	99	50	**0564900000**
QL 3 SAK35N	99	50	**0565000000**
QL 4 SAK35N	99	50	**0565100000**
QL 10 SAK35N	99	20	**0565200000**
VH 17/8/5 SAK35		50	**0267000000**
BFSC M4X30		50	**0267100000**
SS M4 D 128-A 4		100	**0136400000**
STB 16/D7/4/M4 SAK35		50	**0140200000**
PS 4 F.STB 4		20	**0299600000**
Width [mm]			
AP SAK35/TW SAK16	1.5	10	**0303660000**
Width [mm]			
TW SAK35	1.5	20	**0304360000**
AD 4 SAK35N		50	**0576700000**
BFSC M4X32 PA/RT		100	**0129100000**
DEK 5			

Modular feed-through terminal

TS 32 / KRG

When using ATEX certified components in hazardous area applications the installation instructions and the rated data for accessories in the technical appendix must be considered.

Width/Length/Height with TS32	mm
Max. current / max. cond. cross-section	A/mm²
Max. clamping range	mm²

SAK 2.5 — 2.5 mm²



6 x 36.5 x 46.5
32 / 6
0.13 ... 6

IEC 60947-7-1 — EEx e II II 2 G D

IEC	UL	CSA	EN 50019
800	600	600	550
24	20	25	21
2.5	AWG 22…12	AWG 26…10	2.5
	8 / 3		
	A3 / 5VA		

KEMA 97ATEX1798 U

Rated connection	Additional connection
0.5…6 / 0.5…4	
0.5…4 / 0.5…2.5	
0.4…0.6 (M 2.5)	
10 / 3.5 x 0.6	

The rated voltage is 630/690 V when using wire end ferrules without end cover or partition plates.

SAK 4 — 4 mm²



6.5 x 40 x 51.5
41 / 6
0.13 ... 6

IEC 60947-7-1 — EEx e II II 2 G D

IEC	UL	CSA	EN 50019
800	600	600	550
32	20	36	28
4	AWG 22…12	AWG 26…10	4
	8 / 3		
	A4 / 5VA		

KEMA 97ATEX1798 U

Rated connection	Additional connection
0.5…6 / 0.5…4	
0.5…4 / 0.5…4	
0.5…1.0 (M 3)	
12 / 3.5 x 0.6	
	0.5…1.5
	0.5…1 / 0.5…1

The rated voltage is reduced to 630/690 V when using wire end ferrules.

Technical data

Rated data		SAK 2.5	SAK 4
Rated voltage	V	800	800
Rated current	A	24	32
Rated cross-section	mm²	2.5	4
Rated impulse voltage / Pollution severity	kV/-	8 / 3	8 / 3
Plug gauge IEC 60-947-1 / flammability class acc. UL 94		A3 / 5VA	A4 / 5VA
Approvals		KEMA 97ATEX1798 U	KEMA 97ATEX1798 U
Clampable conductors (H05V/H07V)			
Solid / stranded	mm²	0.5…6 / 0.5…4	0.5…6 / 0.5…4
Flexible / flexible w. wire end ferrule	mm²	0.5…4 / 0.5…2.5	0.5…4 / 0.5…4
Tightening torque range (clamping screw)	Nm	0.4…0.6 (M 2.5)	0.5…1.0 (M 3)
Stripping length / blade size	mm / -	10 / 3.5 x 0.6	12 / 3.5 x 0.6
2 clampable conductors of equal cross-section			
Solid / stranded	mm²		0.5…1.5
Flexible / flexible w. wire end ferrule	mm²		0.5…1 / 0.5…1
Information			

Order data

Version	SAK 2.5 KRG	SAK 4 KRG
Qty.	100	100
yellow	**0279620000**	**0128320000**
blue	SAK 2.5 KRG/BL: 100 — **0279670000**	SAK 4 KRG BL: 100 — **0128370000**
Information		

Accessories

	SAK 2.5			SAK 4		
Cross-connection, screwable	Type	Current [A]	Order No.	Type	Current [A]	Order No.
2-pole	Q 2 SAK2.5	41	**0337000000**	Q 2 SAK4	41	**0336700000**
3-pole	Q 3 SAK2.5	41	**0337100000**	Q 3 SAK4	41	**0336800000**
4-pole	Q 4 SAK2.5	41	**0337200000**	Q 4 SAK4	41	**0336900000**
(Q) 10-pole	Q 10 SAK2.5	41	**0368700000**	Q 10 SAK4	41	**0368800000**
Connecting sleeve						
Fixing screw						
Fuse cartridges						
Cross-connection saddle						
Cross-connection saddle				VL 2 SAK4		**0197000000**
Connecting sleeve				VH 19/5/3.5 SAK4-16		**0285100000**
Fixing screw				BFSC M3X25		**0292500000**
Socket / Test plug						
Socket	STB 6/D3.9/2.3/M2.5 ZB		**0130200000**	STB 14/D5/2.3/M3 SAK2.5		**0168600000**
Test plug	PS 2.3 RT		**0180400000**	PS 2.3 RT		**0180400000**
End plate	Width [mm]			Width [mm]		
yellow	AP SAK2.5 KRG	1.5	**0279520000**	AP SAK4-10 KRG	1.5	**0117920000**
blue	AP SAK2.5 KRG BL	1.5	**0279570000**	AP SAK4-10 KRG/BL	1.5	**0117970000**
Partition / Partition disc	Width [mm]			Width [mm]		
yellow	TW SAK2.5 KRG	2.5	**0302820000**	TW SAK4-10 KRG	2.5	**0130120000**
blue	TW SAK2.5 KRG/BL	2.5	**0302870000**	TW SAK4-10 KRG/BL	2.5	**0130170000**
Partition disc	TSCH 1	2	**0319160000**	TSCH 1	2	**0319160000**
Cover / fixing screw (plastic)						
Cover	AD 4 AKZ4		**0303400000**	AD 4 SAK4		**0285300000**
Fixing screw (plastic)	BFSC M3X22 PA/RT		**0128900000**	BFSC M3X22 PA/RT		**0128900000**
Marking systems						
	DEK 6			DEK 6,5		

Detailed information on all versions in chapter accessories.

Modular feed-through terminal

SAK 6 N — 6 mm²



8 x 40 x 51.5
57 / 10
0.2 ... 10

IEC 60947-7-1 — EEx e II II 2 G D

IEC	UL	CSA	EN 50019
800	600	600	550
41	40	47	36
6	AWG 22…8	AWG 20…8	6
8 / 3			
A5 / 5VA			

KEMA 97ATEX1798 U

Rated connection	Additional connection
0.5…10 / 0.5…6	
0.5…10 / 0.5…6	
0.8…1.6 (M 3.5)	
12 / 4.0 x 0.8	

The rated voltage is reduced to 630/690 V when using wire end ferrules.

Type	Qty.	Order No.
SAK 6N KRG	100	**0193220000**
SAK 6N KRG/BL	100	**0193270000**

Type	Current [A]	Qty.	Order No.
Q 2 SAK6N	57	50	**0456700000**
Q 3 SAK6N	57	50	**0456800000**
Q 4 SAK6N	57	50	**0456900000**
Q 10 SAK6N	57	20	**0457000000**
VL 2 SAK6N/SAKT		50	**0194700000**
VH 19/5/3.5 SAK4-16		50	**0285100000**
BFSC M3X25		100	**0292500000**
PS 4 F.STB 4		20	**0299600000**
Width [mm]			
AP SAK4-10 KRG	1.5	20	**0117920000**
AP SAK4-10 KRG/BL	1.5	20	**0117970000**
Width [mm]			
TW SAK4-10 KRG	2.5	20	**0130120000**
TW SAK4-10 KRG/BL	2.5	20	**0130170000**
TSCH 1	2	100	**0319160000**
AD 4 SAK6N		50	**0196600000**
BFSC M3X22 PA/RT		100	**0128900000**
DEK 8			

SAK 10 — 10 mm²



10 x 40 x 51.5
76 / 16
1.5 ... 16

IEC 60947-7-1 — EEx e II II 2 G D

IEC	UL	CSA	EN 50019
800	600	600	550
57	60	65	50
10	AWG 16…6	AWG 14…6	10
8 / 3			
B6 / 5VA			

KEMA 97ATEX1798 U

Rated connection	Additional connection
1.5…10 / 1.5…16	
1.5…16 / 1.5…10	
2.0…2.4 (M 4)	
12 / 5.5 x 1.0	

Tightening torque 2 Nm for 10 and 16 mm² stranded and AWG 6/7 wire.

Type	Qty.	Order No.
SAK 10 KRG	100	**0110020000**
SAK 10 KRG/BL	100	**0110070000**

Type	Current [A]	Qty.	Order No.
Q 2 SAK10	57	50	**0457100000**
Q 3 SAK10	57	50	**0457200000**
Q 4 SAK10	57	50	**0457300000**
Q 10 SAK10	57	20	**0457400000**
VL 2 SAK6/10/SAKB		50	**0135900000**
VH 19/5/3.5 SAK4-16		50	**0285100000**
BFSC M3X25		100	**0292500000**
STB 14/D6/4/M3 SAK10		50	**0169900000**
PS 4 F.STB 4		20	**0299600000**
Width [mm]			
AP SAK4-10 KRG	1.5	20	**0117920000**
AP SAK4-10 KRG/BL	1.5	20	**0117970000**
Width [mm]			
TW SAK4-10 KRG	2.5	20	**0130120000**
TW SAK4-10 KRG/BL	2.5	20	**0130170000**
TSCH 1	2	100	**0319160000**
AD 4 SAK10		50	**0178600000**
BFSC M3X22 PA/RT		100	**0128900000**
DEK 5			

SAK 16 — 16 mm²



12 x 50 x 57.5
76 / 16
2.5 ... 16

IEC 60947-7-1 — EEx e II II 2 G D

IEC	UL	CSA	EN 50019
1000	600	600	750
76	80	87	66
16	AWG 12…6	AWG 10…6	16
8 / 3			
B6 / 5VA			

KEMA 97ATEX1798 U

Rated connection	Additional connection
2.5…10 / 4…16	
4…16 / 4…16	
2.0…2.4 (M 4)	
15 / 5.5 x 1.0	

Installation of the QL side by side use a TW/AP.

Type	Qty.	Order No.
SAK 16 KRG	50	**0271020000**

Type	Current [A]	Qty.	Order No.
Q 2 SAK16	76	50	**0457500000**
Q 3 SAK16	76	50	**0457600000**
Q 4 SAK16	76	50	**0457700000**
Q 10 SAK16	76	20	**0457800000**
VL 2 SAK16/SAKA		50	**0135800000**
VH 19/5/3.5 SAK4-16		50	**0285100000**
BFSC M3X25		100	**0292500000**
STB 14/D6/4/M3 SAK10		50	**0169900000**
PS 4 F.STB 4		20	**0299600000**
Width [mm]			
AP SAK16 KRG	3	20	**0271120000**
AP SAK35/TW SAK16 BL	1.5	10	**0303680000**
Width [mm]			
TW SAK16 KRG	3	20	**0281120000**
TSCH 1	2	100	**0319160000**
AD 4 SAK16		50	**0518200000**
BFSC M3X22 PA/RT		100	**0128900000**
DEK 5			

Modular feed-through terminal

TS 32 / KRG

When using ATEX certified components in hazardous area applications the installation instructions and the rated data for accessories in the technical appendix must be considered.

Width/Length/Height with TS32	mm
Max. current / max. cond. cross-section	A/mm²
Max. clamping range	mm²

SAK 35 — 35 mm²



18 x 58 x 67.5
125 / 50
6 ... 50

IEC 60947-7-1 — EEx e II — II 2 G D

IEC	UL	CSA	EN 50019
1000	600	600	550
125	100	145	109
35	AWG 6…2	AWG 6…2	35
	8 / 3		
	B9 / 5VA		

KEMA 97ATEX1798 U

Rated connection	Additional connection
6…16 / 16…50	
10…35 / 10…35	
5,0 (M 6)	
20 / 6.5 x 1.2	

Installation of the QL side by side use a TW/AP.

SAK 35/IK — 35 mm²

Hexagon socket head screw



18 x 58 x 67.5
125 / 50
6 ... 50

IEC 60947-7-1 — EEx e II — II 2 G D

IEC	UL	CSA	EN 50019
1000	600	600	550
125	100	145	109
35	AWG 6…2	AWG 6…2	35
	8 / 3		
	B9 / 5VA		

KEMA 97ATEX1798 U

Rated connection	Additional connection
6…16 / 16…50	
10…35 / 10…35	
5,0 (M 6)	
20 / S 4 (DIN 6911)	

Installation of the QL side by side use a TW/AP.

Technical data

Rated data	
Rated voltage	V
Rated current	A
Rated cross-section	mm²
Rated impulse voltage / Pollution severity	kV/-
Plug gauge IEC 60-947-1 / flammability class acc. UL 94	
Approvals	
Clampable conductors (H05V/H07V)	
Solid / stranded	mm²
Flexible / flexible w. wire end ferrule	mm²
Tightening torque range (clamping screw)	Nm
Stripping length / blade size	mm / -
2 clampable conductors of equal cross-section	
Solid / stranded	mm²
Flexible / flexible w. wire end ferrule	mm²
Information	

Order data

Version	Type	Qty.	Order No.
yellow	SAK 35 KRG	20	**0303520000**
blue			
Information			

Type	Qty.	Order No.
SAK 35/IK KRG	20	**0476520000**

Accessories

Cross-connection, screwable	Type	Current [A]	Qty.	Order No.
2-pole	QL 2 SAK35	99	20	**0123600000**
3-pole	QL 3 SAK35	99	20	**0123700000**
4-pole	QL 4 SAK35	99	20	**0123800000**
(Q) 10-pole	QL 10 SAK35	99	20	**0338600000**
Connecting sleeve	VH 17/8/5 SAK35		50	**0267000000**
Fixing screw	BFSC M4X30		50	**0267100000**
Fuse cartridges	SS M4 D 128-A 4		100	**0136400000**
Cross-connection saddle				
Cross-connection saddle	VL 2 SAK35		50	**0124000000**
Connecting sleeve	VH 24.5/8/5 SAK35		50	**0298700000**
Fixing screw	BFSC M4X35		50	**0298900000**
Socket / Test plug				
Socket	STB 16/D7/4/M4 SAK35		50	**0140200000**
Test plug	PS 4 F.STB 4		20	**0299600000**
End plate		**Width [mm]**		
yellow	AP SAK35 KRG	3	10	**0303620000**
blue	AP SAK35 KRG/BL	3	10	**0303670000**
Partition / Partition disc		**Width [mm]**		
yellow	TW SAK35 KRG	3	20	**0304320000**
blue				
Partition disc				
Cover / fixing screw (plastic)				
Cover	AD 4 SAK35		50	**0178700000**
Fixing screw (plastic)	BFSC M4X32 PA/RT		100	**0129100000**
Marking systems				
	DEK 5			

Type	Current [A]	Qty.	Order No.
QL 2 SAK35	99	20	**0123600000**
QL 3 SAK35	99	20	**0123700000**
QL 4 SAK35	99	20	**0123800000**
QL 10 SAK35	99	20	**0338600000**
VH 17/8/5 SAK35		50	**0267000000**
BFSC M4X30		50	**0267100000**
SS M4 D 128-A 4		100	**0136400000**
VL 2 SAK35		50	**0124000000**
VH 24.5/8/5 SAK35		50	**0298700000**
BFSC M4X35		50	**0298900000**
STB 16/D7/4/M4 SAK35		50	**0140200000**
PS 4 F.STB 4		20	**0299600000**
Width [mm]			
AP SAK35 KRG	3	10	**0303620000**
Width [mm]			
TW SAK35 KRG	3	20	**0304320000**
AD 4 SAK35		50	**0178700000**
BFSC M4X32 PA/RT		100	**0129100000**
DEK 5			

Detailed information on all versions in chapter accessories.

Modular feed-through terminal

SAK 35 N — 35 mm²



16 x 58 x 67.5
125 / 50
2.5 ... 50

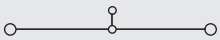

IEC 60947-7-1

IEC	UL	CSA	EN 50019
1000	600	600	
125	100	120	
35	AWG 12…2	AWG 12…2	
	8 / 3		
	B8 / 5VA		

Rated connection	Additional connection
2.5…16 / 4…50	
2.5…35 / 1.5…35	
4.0…5.0 (M 6)	
18 / 6.5 x 1.2	

Installation of the QL side by side use a TW/AP.

Type	Qty.	Order No.
SAK 35N KRG	20	**0550620000**

Type	Current [A]	Qty.	Order No.
QL 2 SAK35N	99	50	**0564900000**
QL 3 SAK35N	99	50	**0565000000**
QL 4 SAK35N	99	50	**0565100000**
QL 10 SAK35N	99	20	**0565200000**
VH 17/8/5 SAK35		50	**0267000000**
BFSC M4X30		50	**0267100000**
SS M4 D 128-A 4		100	**0136400000**
STB 16/D7/4/M4 SAK35		50	**0140200000**
PS 4 F.STB 4		20	**0299600000**
Width [mm]			
AP SAK35 KRG	3	10	**0303620000**
AP SAK35 KRG/BL	3	10	**0303670000**
Width [mm]			
TW SAK35 KRG	3	20	**0304320000**
AD 4 SAK35N		50	**0576700000**
BFSC M4X32 PA/RT		100	**0129100000**
DEK 5			

SAK 70 — 70 mm²

22 x 75 x 79.5
192 / 70
16 ... 70

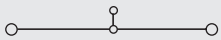

IEC 60947-7-1

IEC	UL	CSA	EN 50019
1000	600	600	
192	145	150	
70	AWG 4…2/0	AWG 4…2/0	
	8 / 3		
	B11 / 5VA		

Rated connection	Additional connection
16…16 / 16…70	
16…70 / 16…35	
6.0…12 (M 8)	
24 / S6 (DIN 6911)	

Tightening torque 12 Nm for H07V-R70 wire.

Type	Qty.	Order No.
SAK 70 KRG	10	**0340820000**
SAK 70 KRG/BL	10	**0340870000**

Type	Current [A]	Qty.	Order No.
QL 2 SAK70	192	20	**0345300000**
QL 3 SAK70	192	5	**0167000000**
VH 30.5/11/5.5 SAK70		20	**0345500000**
BFSC M5X45		20	**0345600000**
SS M5 D 128-A 5		50	**0346100000**
STB 16/D7/4/M5 SAK70		50	**0385400000**
PS 4 F.STB 4		20	**0299600000**
Width [mm]			
AP 70 SAK70 KRG	4	10	**0340920000**
Width [mm]			
AD 3 SAK70		10	**0344300000**
BFSC M5X45 PA/NA		50	**0344400000**
DEK 5			

SAK 95 — 95 mm²



28 x 83.5 x 100.5
232 / 120
16 ... 120

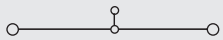

IEC 60947-7-1

IEC	UL	CSA	EN 50019
1000	600	600	
232	190	260	
95	AWG 6…3/0	AWG 6…3/0	
	8 / 3		
	B13 / 5VA		

Rated connection	Additional connection
16…16 / 16…120	
16…95 / 10…35	
16…20 (M 10)	
30 / S8 (DIN 6911)	

Type	Qty.	Order No.
SAK 95 KRG	10	**0550520000**

Type	Current [A]	Qty.	Order No.
QL 2 SAKG28		10	**0551200000**
QL 3 SAKG28		5	**0407600000**
QL 4 SAKG28		5	**0407700000**
VH 35/11/5.5 SAK95		10	**0551100000**
KISC M5X50/26 SAK95		20	**0630200000**
STB 16/D7/4/M5 SAK70		50	**0385400000**
PS 4 F.STB 4		20	**0299600000**
Width [mm]			
AP SAK95 KRG	3	10	**0550920000**
Width [mm]			
BFSC M5X45 PA/NA		50	**0344400000**
DEK 5			

Modular 2-tier terminals

TS 32 / PA

When using ATEX certified components in hazardous area applications the installation instructions and the rated data for accessories in the technical appendix must be considered.

Width/Length/Height with TS32	mm
Max. current / max. cond. cross-section	A/mm²
Max. clamping range	mm²

DK 4 — 4 mm²



6 x 54
41 / 6
0.13 ... 6

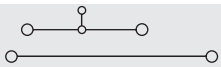

IEC 60947-7-1 — EEx e II II 2 G D

IEC	UL	CSA	EN 50019
500	300	300	275
32	27	10	28
4	AWG 22…12	AWG 26…10	4
	6 / 3		
	A3 / V2		

SIRA 02ATEX3316 U

Rated connection	Additional connection
0.5…6 / 0.5…4	
0.5…4 / 0.5…2.5	
0.6…0.8 (M 3)	
9 / 3.5 x 0.6	
0.5…1.5	
0.5…1.5 / 0.5…1.5	

DK 4 Q — 4 mm²



6 x 54 x 59.5
41 / 6
0.13 ... 6

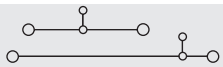

IEC 60947-7-1 — EEx e II II 2 G D

IEC	UL	CSA	EN 50019
500	300	300	275
32	27	10	28
4	AWG 22…12	AWG 26…10	4
	6 / 3		
	A3 / V2		

SIRA 02ATEX3316 U

Rated connection	Additional connection
0.5…6 / 0.5…4	
0.5…4 / 0.5…2.5	
0.6…0.8 (M 3)	
9 / 3.5 x 0.6	
0.5…1.5	
0.5…1.5 / 0.5…1.5	

Technical data

Rated data	
Rated voltage	V
Rated current	A
Rated cross-section	mm²
Rated impulse voltage / Pollution severity	kV/-
Plug gauge IEC 60-947-1 / flammability class acc. UL 94	
Approvals	
Clampable conductors (H05V/H07V)	
Solid / stranded	mm²
Flexible / flexible w. wire end ferrule	mm²
Tightening torque range (clamping screw)	Nm
Stripping length / blade size	mm / -
2 clampable conductors of equal cross-section	
Solid / stranded	mm²
Flexible / flexible w. wire end ferrule	mm²
Information	

Order data

Version	Type	Qty.	Order No.
beige	DK 4	100	**0355460000**
blue	DK 4 BL	100	**0355480000**
Information			

Type	Qty.	Order No.
DK 4Q/32	100	**0590060000**
DK 4Q/32 BL	100	**0590080000**

Accessories

Cross-connection, screwable	Type	Current [A]	Qty.	Order No.
2-pole	Q 2 AKZ4	32	50	**0336400000**
3-pole	Q 3 AKZ4	32	50	**0336500000**
4-pole	Q 4 AKZ4	32	50	**0336600000**
(Q) 10-pole	Q 10 AKZ4	32	20	**0368600000**
Connecting sleeve				
Fixing screw				
Fuse cartridges				
Cross-connection saddle				
Cross-connection saddle				
Connecting sleeve				
Fixing screw				
Socket / Test plug				
Socket	STB 8.5/D4/2.3/M2.5 AKZ		50	**0215700000**
Test plug	PS 2.3 RT		20	**0180400000**
End plate		**Width [mm]**		
beige	AP DK4Q	1.5	20	**1397160000**
blue	AP DK4Q BL	1.5	20	**1397180000**
Partition / Partition disc		**Width [mm]**		
beige	WTW EN	3	20	**1058800000**
blue				
Partition disc	TSCH 6 DKI S4	5	100	**0190260000**
Cover / fixing screw (plastic)				
Cover				
Fixing screw (plastic)				
Marking systems				

Cross-connection, screwable	Type	Current [A]	Qty.	Order No.
2-pole	Q 2 AKZ4	32	50	**0336400000**
3-pole	Q 3 AKZ4	32	50	**0336500000**
4-pole	Q 4 AKZ4	32	50	**0336600000**
10-pole	Q 10 AKZ4	32	20	**0368600000**
Connecting sleeve				
Fixing screw				
Fuse cartridges				
Cross-connection saddle				
Cross-connection saddle				
Connecting sleeve				
Fixing screw				
Socket / Test plug				
Socket	STB 8.5/D4/2.3/M2.5 AKZ		50	**0215700000**
Test plug	PS 2.3 RT		20	**0180400000**
End plate		**Width [mm]**		
beige	AP DK4Q	1.5	20	**1397160000**
blue	AP DK4Q BL	1.5	20	**1397180000**
Partition / Partition disc		**Width [mm]**		
beige	WTW EN	3	20	**1058800000**
blue				
Partition disc	TSCH 6 DKI S4	5	100	**0190260000**
Cover / fixing screw (plastic)				
Cover				
Fixing screw (plastic)				
Marking systems				

Detailed information on all versions in chapter accessories.

Modular 2-tier terminals

DK 4 QV — 4 mm²



6 x 54 x 59.5
41 / 6
0.13 ... 6

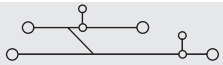

IEC 60947-7-1 — EEx e II (Ex) II 2 G D

IEC	UL	CSA	EN 50019
500	300	300	275
32	27	10	28
4	AWG 22…12	AWG 26…12	4
	6 / 3		
	A3 / V2		

SIRA 02ATEX3316 U

Rated connection	Additional connection
0.5…6 / 0.5…4	
0.5…4 / 0.5…2.5	
0.6…0.8 (M 3)	
8 / 3.5 x 0.6	
0.5…1.5	
0.5…1.5 / 0.5…1.5	

Type	Qty.	Order No.
DK 4QV/32	100	**0590260000**
DK 4QV/32 BL	100	**0590280000**

Type	Current [A]	Qty.	Order No.
Q 2 AKZ4	32	50	**0336400000**
Q 3 AKZ4	32	50	**0336500000**
Q 4 AKZ4	32	50	**0336600000**
Q 10 AKZ4	32	20	**0368600000**
STB 8.5/D4/2.3/M2.5 AKZ		50	**0215700000**
PS 2.3 RT		20	**0180400000**
	Width [mm]		
AP DK4Q	1.5	20	**1397160000**
AP DK4Q BL	1.5	20	**1397180000**
	Width [mm]		
WTW EN	3	20	**1058800000**
TSCH 6 DKI S4	5	100	**0190260000**
AD 4 AKZ4		50	**0303400000**
BFSC M2.5X18 PA/RT		100	**0303300000**

Modular PE terminals

TS 32 / PA

When using ATEX certified components in hazardous area applications the installation instructions and the rated data for accessories in the technical appendix must be considered.

Width/Length/Height with TS32	mm
Max. current / max. cond. cross-section	A/mm²
Max. clamping range	mm²

EK 2.5N — 2.5 mm²



6 x 36.5 x 46.5
/ 4
0.33 ... 4

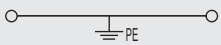

Technical data

IEC 60947-7-2 — EEx e II — II 2 G D

Rated data	IEC	UL	CSA	EN 50019
Rated cross-section mm²	2.5	AWG 22… 12	AWG 26… 10	2.5
Rated voltage for adjacent terminal V	800			
Rated impulse voltage / Pollution severity kV	8			
Short-duration withstand current A	300 A (2.5 mm²)			
Pollution severity	3			
Plug gauge IEC 60-947-1 / flammability class acc. UL 94	A3 / V2			
Approvals	KEMA 97ATEX1798 U			

Clampable conductors (H05V/H07V)	Rated connection	Additional connection
Solid / stranded mm²	0.5…4 / 0.5…2.5	
Flexible / flexible w. wire end ferrule mm²	0.5…4 / 0.5…2.5	
Tightening torque range (clamping screw) Nm	0.4…0.8 (M 2.5)	
Tightening torque range (fixing screw) Nm	0.5…0.8 (M 3)	
Stripping length / blade size mm / -	10 / 3.5 x 0.6	

2 clampable conductors of equal cross-section
Solid / stranded mm²
Flexible / flexible w. wire end ferrule mm²

Information

Order data

Version	Type	Qty.	Order No.
green/yellow	EK 2.5N	100	**0474360000**

Information

Accessories

Rail support	Type	Qty.	Order No.
	SH 2	10	**0494920000**

Marking systems
DEK 6

For detailed information on other accessories and applications see “Accessories”

EK 4 — 4 mm²

8 x 40 x 51.5
/ 6
0.33 ... 6

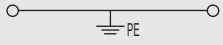

IEC 60947-7-2 — EEx e II — II 2 G D

IEC	UL	CSA	EN 50019
4	AWG 22… 12	AWG 26… 10	4
800			
8			
480 A (4 mm²)			
3			
A4 / V2			
KEMA 97ATEX1798 U			

Rated connection	Additional connection
0.5…6 / 0.5…4	
0.5…4 / 0.5…4	
0.5…1.0 (M 3)	
0.5…1.0 (M 3)	
12 / 3.5 x 0.6	

Information

Order data

Type	Qty.	Order No.
EK 4	100	**0354560000**

Accessories

Type	Qty.	Order No.
SH 2	10	**0494920000**

Marking systems
DEK 6,5

For detailed information on other accessories and applications see “Accessories”

Modular PE terminals

EK 10 — 10 mm²

10 x 40 x 51.5
/ 10
0.5 ... 10

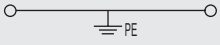

IEC 60947-7-2 — EEx e II II 2 G D

IEC	UL	CSA	EN 50019
10	AWG 14... 6	AWG 14... 6	10
800			
8			
720 A (6 mm²)			
3			
B6 / V2			

KEMA 97ATEX1798 U

Rated connection	Additional connection
0.5...10 / 1.5...6	
0.5...10 / 0.5...10	
1.2...2.4 (M 4)	
0,5...1.0 (M 3)	
12 / 5.5 x 1.0	

Type	Qty.	Order No.
EK 10	100	**0354660000**

Type	Qty.	Order No.
SH 2	10	**0494920000**

DEK 5

EK 16 — 16 mm²

12 x 50 x 57.5
/ 16
1.5 ... 16

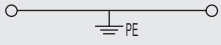

IEC 60947-7-2

IEC	UL	CSA	EN 50019
16	AWG 12... 4	AWG 10... 4	
800			
8			
1920 A (16 mm²)			
3			
B6 / V2			

Rated connection	Additional connection
2.5...16 / 2.5...16	
2.5...16 / 4...16	
1.2...2.4 (M 4)	
0.8...1.6 (M 3.5)	
16 / 5.5 x 1.0	

Type	Qty.	Order No.
EK 16	50	**0374660000**

Type	Qty.	Order No.
SH 2	10	**0494920000**

DEK 5

EK 35 — 35 mm²

16 x 58 x 67.5
/ 50
3.31 ... 50

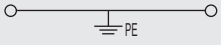

IEC 60947-7-2 — EEx e II II 2 G D

IEC	UL	CSA	EN 50019
35	AWG 10... 2	AWG 10... 2	35
800			
8			
4200 A (35 mm²)			
3			
B9 / V2			

KEMA 97ATEX1798 U

Rated connection	Additional connection
6...16 / 16...50	
10...35 / 10...35	
4.0...6.0 (M 6)	
0.8...1.6 (M 3.5)	
20 / 6.5 x 1.0	

Type	Qty.	Order No.
EK 35	20	**0354760000**

Type	Qty.	Order No.
SH 2	10	**0494920000**

DEK 5

For application with a 50 mm² wire use a TS 35/15 Cu rail.

Modular PE terminals

TS 32

EK 2	10 mm²

SAKE 35	35 mm²

When using ATEX certified components in hazardous area applications the installation instructions and the rated data for accessories in the technical appendix must be considered.





		EK 2	SAKE 35
Width/Length/Height with TS32	mm	**10.2** x 52 x 38	**14** x 46 x 39
Max. current / max. cond. cross-section	A/mm²	**/ 10**	**/ 35**
Max. clamping range	mm²	**1.31 ... 10**	**3.31 ... 35**

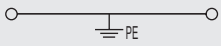



Technical data

Rated data		EK 2	SAKE 35
		IEC 60947-7-2	IEC 60947-7-2
		IEC / UL / CSA / EN 50019	IEC / UL / CSA / EN 50019
Rated cross-section	mm²	10 / AWG 16… 8 / AWG 16… 8	35 / AWG 8… 2 / AWG 8… 2
Rated voltage for adjacent terminal	V		
Rated impulse voltage / Pollution severity	kV		
Short-duration withstand current	A	1200 A (10 mm²)	4200 A (35 mm²)
Pollution severity			
Plug gauge IEC 60-947-1 / flammability class acc. UL 94		B6	B8
Approvals			

Clampable conductors (H05V/H07V)		EK 2	SAKE 35
		Rated connection / Additional connection	Rated connection / Additional connection
Solid / stranded	mm²	…10 / 1.5…10	…35 / 6…35
Flexible / flexible w. wire end ferrule	mm²	…10 / 1.5…10	…16 / 10…35
Tightening torque range (clamping screw)	Nm	1.2…2.4 (M 4)	4.0…5.0 (M 6)
Tightening torque range (fixing screw)	Nm	2.0…4.0 (M 5)	2.0…4.0 (M 5)
Stripping length / blade size	mm / -	14 / 5.5 x 1.0	16 / 6.5 x 1.2

2 clampable conductors of equal cross-section			
Solid / stranded	mm²		
Flexible / flexible w. wire end ferrule	mm²		

Information

Order data

Version	Type	Qty.	Order No.	Type	Qty.	Order No.
	EK 2	20	**0323100000**	SAKE 35	20	**0144400000**

Information

Accessories

Rail support	Type	Qty.	Order No.	Type	Qty.	Order No.
	SH 2	10	**0494920000**	SH 2	10	**0494920000**

Marking systems

For detailed information on other accessories and applications see “Accessories”

Modular PE terminals

SAKE 70 — 70 mm²



18 x 94 x 59.5
/ 70
10 ... 70

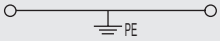

IEC 60947-7-2

IEC	UL	CSA	EN 50019
70	AWG 6... 0	AWG 6... 0	
		B10	

Rated connection	Additional connection
...70 / 10...70	
...70 / 10...70	
6.0...12 (M 8)	
2.0...4.0 (M 5)	
25	

A copper TS 32 must be used when connecting conductors of 50 mm² or over.

Type	Qty.	Order No.
SAKE 70/32	10	**0213200000**

Type	Qty.	Order No.
SH 2	10	**0494920000**

A copper TS 32 rail must be used for connecting conductors &gte; 50 mm².

Disconnect terminals

TS 32 / PA

When using ATEX certified components in hazardous area applications the installation instructions and the rated data for accessories in the technical appendix must be considered.

Width/Length/Height with TS32	mm
Max. current / max. cond. cross-section	A/mm²
Max. clamping range	mm²

SAKR 4 mm²

6.5 x 42 x 40.5
10 / 4
0.13 ... 4

SAKR StB 4 mm²

6.5 x 42 x 40.5
10 / 4
0.13 ... 4

Technical data

Rated data		SAKR	SAKR StB
		IEC 60947-7-1 / VDE 0100-537	IEC 60947-7-1 / VDE 0100-537
Rated voltage	V	400 (IEC) / 300 (UL) / 300 (CSA)	400 (IEC) / 300 (UL) / 300 (CSA)
Rated current	A	10 / 10 / 10	10 / 10 / 10
Rated cross-section	mm²	4 / AWG 26…12 / AWG 26…12	4 / AWG 26…12 / AWG 26…12
Rated impulse voltage / Pollution severity	kV/-	6 / 3	6 / 3
Plug gauge IEC 60-947-1 / flammability class acc. UL 94		A3 / V2	A3 / V2
Approvals			

Clampable conductors (H05V/H07V)		SAKR	SAKR StB
		Rated connection / Additional connection	Rated connection / Additional connection
Solid / stranded	mm²	0.5…4 / 1.5…4	0.5…4 / 1.5…4
Flexible / flexible w. wire end ferrule	mm²	0.5…4 / 0.5…2.5	0.5…4 / 0.5…2.5
Tightening torque range (clamping screw)	Nm	0.5…1.0 (M 3)	0.5…1.0 (M 3)
Stripping length / blade size	mm / -	8 / 3.5 x 0.6	8 / 3.5 x 0.6

2 clampable conductors of equal cross-section			
Solid / stranded	mm²		
Flexible / flexible w. wire end ferrule	mm²		

Information	SAKR	SAKR StB
	Tightening torque for the test sockets 0.5 … 0.7 Nm	Tightening torque for the test sockets 0.5 … 0.7 Nm

Order data

Version	SAKR Type	Qty.	Order No.	SAKR StB Type	Qty.	Order No.
beige	SAKR	100	**0412160000**	SAKR 2STB	100	**0412260000**
blue	SAKR BL	100	**0412180000**	SAKR 2STB BL	100	**0412280000**

Information

Accessories

(Q)

Cross-connection, screwable	SAKR Type	Current [A]	Qty.	Order No.	SAKR StB Type	Current [A]	Qty.	Order No.
2-pole	QB 2 WI RA6 IS	27	50	**0482700000**	QB 2 WI RA6 IS	27	50	**0482700000**
3-pole	QB 3 WI RA6 IS	27	50	**0482800000**	QB 3 WI RA6 IS	27	50	**0482800000**
4-pole	QB 4 WI RA6 IS	27	50	**0482900000**	QB 4 WI RA6 IS	27	50	**0482900000**
10-pole								
Connecting sleeve								
Fixing screw								
Fuse cartridges								
Cross-connection saddle								
Cross-connection saddle								
Connecting sleeve								
Fixing screw								
Socket / Test plug								
Socket	STB 6/D3.7/2.3/M3 SAKR		100	**0379400000**	STB 6/D3.7/2.3/M3 SAKR		100	**0379400000**
Test plug	PS 2.3 RT		20	**0180400000**	PS 2.3 RT		20	**0180400000**
End plate		**Width [mm]**				**Width [mm]**		
beige	AP SAKR BE	1.5	20	**0211360000**	AP SAKR BE	1.5	20	**0211360000**
blue	AP SAKR BL	1.5	20	**0211380000**	AP SAKR BL	1.5	20	**0211380000**
Partition / Partition disc		**Width [mm]**				**Width [mm]**		
beige								
for tropical applications / blue	TW SAK2.5 HP/TF/GE/1	1	20	**0297100000**	TW SAK2.5 HP/TF/GE/1	1	20	**0297100000**
Partition disc								
Cover / fixing screw (plastic)								
Cover								
Fixing screw (plastic)								
Marking systems								
	DEK 6,5				DEK 6,5			

Detailed information on all versions in chapter accessories.	SAKR	SAKR StB
	QB 25 blank, see chapter accessories. To use twin ferrules ZH 0,5 to ZH 1,5 is possible.	QB 25 blank, see chapter accessories. To use twin ferrules ZH 0,5 to ZH 1,5 is possible.

Disconnect terminals

SAKR-D — 4 mm²



6.5 x 42 x 40.5
10 / 4
0.13 ... 4

IEC 60947-7-1 / VDE 0100-537

IEC	UL	CSA	EN 50019
250	300	300	
10	10	10	
4	AWG 26…12	AWG 22…12	
	6 / 3		
	A3 / V2		

Rated connection	Additional connection
0.5…4 / 1.5…4	
0.5…4 / 0.5…2.5	
0.5…1.0 (M 3)	
8 / 3.5 x 0.6	

Tightening torque for the test sockets 0.5 … 0.7 Nm

Type	Qty.	Order No.
SAKR D 2STB2.3	50	**0413160000**

Type	Current [A]	Qty.	Order No.
QB 2 WI RA6 IS	27	50	**0482700000**
QB 3 WI RA6 IS	27	50	**0482800000**
QB 4 WI RA6 IS	27	50	**0482900000**
STB 6/D3.7/2.3/M3 SAKR		100	**0379400000**
PS 2.3 RT		20	**0180400000**
Width [mm]			
AP SAKR BE	1.5	20	**0211360000**
AP SAKR BL	1.5	20	**0211380000**
Width [mm]			
TW SAK2.5	2.5	20	**0302860000**
TW SAK2.5 BL	1.5	20	**0302880000**

DEK 6,5

DKT 4 — 4 mm²



6 x 65 x 56.5
10 / 4
0.13 ... 4

IEC 60947-7-1 / VDE 0100-537

IEC	UL	CSA	EN 50019
400	300	300	
10	10	10	
4	AWG 22…12	AWG 26…12	
	6 / 3		
	A3 / V2		

Rated connection	Additional connection
0.5…4 / 1.5…4	
0.5…4 / 0.5…2.5	
0.5…1.0 (M 3)	
9 / 3.5 x 0.6	

Type	Qty.	Order No.
DKT 4	100	**0687360000**

Type	Current [A]	Qty.	Order No.
QB 2 WI RA6 IS	27	50	**0482700000**
QB 3 WI RA6 IS	27	50	**0482800000**
QB 4 WI RA6 IS	27	50	**0482900000**
PS 2.3 RT		20	**0180400000**
Width [mm]			
AP DKT4 PA	1.5	20	**0687560000**
Width [mm]			
TW SAKS2 HP/DBR/2	2	20	**0607000000**

DEK 6

DKT 4 V — 4 mm²



6 x 65 x 56.5
10 / 4
0.13 ... 4



IEC 60947-7-1 / VDE 0100-537

IEC	UL	CSA	EN 50019
400			
10			
4			
	6 / 3		
	A3 / V2		

Rated connection	Additional connection
0.5…4 / 1.5…4	
0.5…4 / 0.5…2.5	
0.5…1.0 (M 3)	
9 / 3.5 x 0.6	

Type	Qty.	Order No.
DKT 4V 2STB	50	**1304860000**

Type	Current [A]	Qty.	Order No.
QB 2 WI RA6 IS	27	50	**0482700000**
QB 3 WI RA6 IS	27	50	**0482800000**
QB 4 WI RA6 IS	27	50	**0482900000**
PS 2.3 RT		20	**0180400000**
Width [mm]			
AP DKT4 PA	1.5	20	**0687560000**
Width [mm]			
TW SAKS2 HP/DBR/2	2	20	**0607000000**

DEK 6

Disconnect terminals

TS 32 / KRG

When using ATEX certified components in hazardous area applications the installation instructions and the rated data for accessories in the technical appendix must be considered.

Width/Length/Height with TS32	mm
Max. current / max. cond. cross-section	A/mm²
Max. clamping range	mm²

SAKR 4 mm²

6.5 x 42 x 40.5
10 / 4
0.13 ... 4

SAKR with socket 4 mm²



6.5 x 42 x 40.5
10 / 4
0.13 ... 4

Technical data

Rated data		SAKR	SAKR with socket
		IEC 60947-7-1 / VDE 0100-537	IEC 60947-7-1 / VDE 0100-537
Rated voltage	V	400 (IEC) / 300 (UL) / 300 (CSA)	400 (IEC) / 300 (UL) / 300 (CSA)
Rated current	A	10 / 10 / 10	10 / 10 / 10
Rated cross-section	mm²	4 / AWG 26…12 / AWG 26…12	4 / AWG 26…12 / AWG 26…12
Rated impulse voltage / Pollution severity	kV/-	6 / 3	6 / 3
Plug gauge IEC 60-947-1 / flammability class acc. UL 94		A3 / 5VA	A3 / 5VA
Approvals			
Clampable conductors (H05V/H07V)		**Rated connection** / **Additional connection**	**Rated connection** / **Additional connection**
Solid / stranded	mm²	0.5…4 / 1.5…4	0.5…4 / 1.5…4
Flexible / flexible w. wire end ferrule	mm²	0.5…4 / 0.5…2.5	0.5…4 / 0.5…2.5
Tightening torque range (clamping screw)	Nm	0.5…1.0 (M 3)	0.5…1.0 (M 3)
Stripping length / blade size	mm / -	8 / 3.5 x 0.6	8 / 3.5 x 0.6
2 clampable conductors of equal cross-section			
Solid / stranded	mm²		
Flexible / flexible w. wire end ferrule	mm²		
Information		Tightening torque for the test sockets 0.5 … 0.7 Nm	Tightening torque for the test sockets 0.5 … 0.7 Nm

Order data

Version	SAKR Type	Qty.	Order No.	SAKR with socket Type	Qty.	Order No.
yellow	SAKR KRG	100	**0412120000**	SAKR 2STB KRG	100	**0412220000**
blue						
Information						

Accessories

	SAKR Type	Current [A]	Qty.	Order No.	SAKR with socket Type	Current [A]	Qty.	Order No.
Cross-connection, screwable								
2-pole	QB 2 WI RA6 IS	27	50	**0482700000**	QB 2 WI RA6 IS	27	50	**0482700000**
3-pole	QB 3 WI RA6 IS	27	50	**0482800000**	QB 3 WI RA6 IS	27	50	**0482800000**
4-pole	QB 4 WI RA6 IS	27	50	**0482900000**	QB 4 WI RA6 IS	27	50	**0482900000**
(Q) 10-pole								
Connecting sleeve								
Fixing screw								
Fuse cartridges								
Cross-connection saddle								
Cross-connection saddle								
Connecting sleeve								
Fixing screw								
Socket / Test plug								
Socket	STB 6/D3.7/2.3/M3 SAKR		100	**0379400000**	STB 6/D3.7/2.3/M3 SAKR		100	**0379400000**
Test plug	PS 2.3 RT		20	**0180400000**	PS 2.3 RT		20	**0180400000**
End plate		**Width [mm]**				**Width [mm]**		
yellow	AP SAKR KRG	1.5	20	**0211320000**	AP SAKR KRG	1.5	20	**0211320000**
blue								
Partition / Partition disc		**Width [mm]**				**Width [mm]**		
yellow								
blue	TW SAK2.5 HP/TF/GE/1	1	20	**0297100000**	TW SAK2.5 HP/TF/GE/1	1	20	**0297100000**
Partition disc								
Cover / fixing screw (plastic)								
Cover								
Fixing screw (plastic)								
Marking systems								
	DEK 6,5				DEK 6,5			
Detailed information on all versions in chapter accessories.	QB 25 blank, see chapter accessories. To use twin ferrules ZH 0,5 to ZH 1,5 is possible.				QB 25 blank, see chapter accessories. To use twin ferrules ZH 0,5 to ZH 1,5 is possible.			

Disconnect terminals

SAKC 4 — 4 mm²



6.5 x 40 x 51.5
25 / 6
0.33 ... 6

IEC 60947-7-1

IEC	UL	CSA	EN 50019
400	300	300	
25	25	25	
4	AWG 22…12	AWG 22…10	
	6 / 3		
	A4 / 5VA		

Rated connection	Additional connection
0.5…6 / 1.5…4	
0.5…4 / 0.5…4	
0.5…1.0 (M 3)	
12 / 3.5 x 0.6	

Tightening torque for the test sockets 0.5 … 0.7 Nm

Type	Qty.	Order No.
SAKC 4 KRG	100	**0340720000**

SAKC4 2 STB 7 order no. 0340620000

Type	Current [A]	Qty.	Order No.
QB 2 WI RA6 IS	27	50	**0482700000**
QB 3 WI RA6 IS	27	50	**0482800000**
QB 4 WI RA6 IS	27	50	**0482900000**
STB 7/D4/2.3/M3 ZB/SAKC		100	**0358500000**
PS 2.3 RT		20	**0180400000**
Width [mm]			
AP SAK4-10 KRG	1.5	20	**0117920000**
AP SAK4-10 KRG/BL	1.5	20	**0117970000**
Width [mm]			
TW SAK4-10 KRG	2.5	20	**0130120000**
TW SAK4-10 KRG/BL	2.5	20	**0130170000**

DEK 6,5

Dummy plug and pull out tool see chapter accessories

SAKC 10 — 10 mm²



12 x 65 x 52.5
27 / 10
0.33 ... 10

IEC 60947-7-1

IEC	UL	CSA	EN 50019
400	300	600	
27	25	25	
10	AWG 22…8	AWG 20…10	
	6 / 3		
	B6 / 5VA		

Rated connection	Additional connection
0.5…10 / 1.5…10	
0.5…10 / 0.5…10	
1.2…2.4 (M 4)	
12 / 5.5 x 1.0	

Tightening torque for the test sockets 1.2 Nm. Tightening torque for 10 mm² stranded with 1.6 Nm.

Type	Qty.	Order No.
SAKC 10 2STB	50	**0324120000**
SAKC 10 STB/RE	50	**0324020000**

Type	Current [A]	Qty.	Order No.
QL 2 SAKA10	36	50	**0135500000**
QL 3 SAKA10	36	50	**0135600000**
QL 4 SAKA10	36	50	**0135700000**
QL 10 SAKA10	36	20	**0338500000**
VH 13.6/7/4.2 SAKA10		50	**0299700000**
BFSC M4X20		100	**0362800000**
SS M4 D 128-A 4		100	**0136400000**
VH 13.6/7/4.2 SAKA10		50	**0299700000**
STB 17/D6/4/M4 SAKC10		50	**0147100000**
PS 4 F.STB 4		20	**0299600000**
Width [mm]			
AP SAKB/C/T KRG	3	20	**0146720000**
Width [mm]			
TW SAKB-C-T	3	20	**0242920000**

DEK 6,5

Pull out force look under Accessories.

Fuse terminals

TS 32 / PA

When using ATEX certified components in hazardous area applications the installation instructions and the rated data for accessories in the technical appendix must be considered.

Width/Length/Height with TS32	mm
Max. current / max. cond. cross-section	A/mm²
Max. clamping range	mm²

KSKM 1 — 10 mm²

5 x 20



13 x 69 x 63
6.3 / 16
0.33 ... 16

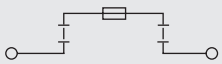

KSKM 2 — 10 mm²

1 x 1/4



13 x 69 x 63
13 / 16
0.33 ... 16

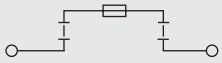

Technical data

Rated data		IEC	UL	CSA	EN 50019
Rated voltage for adjacent terminal	V	250	600		
Rated current	A	6.3	10		
Rated cross-section	mm²	10	AWG 22… 8		
Rated impulse voltage / Pollution severity	kV/-				
Plug gauge IEC 60-947-1 / flammability class acc. UL 94			B6 / V-0		
Approvals					

Clampable conductors (H05V/H07V)		Rated connection	Additional connection
Solid / stranded	mm²	0.5…16	
Flexible / flexible w. wire end ferrule	mm²	0.5…10	
Tightening torque range (clamping screw)	Nm	1.2…2.4 (M 4)	
Stripping length / blade size	mm / -	12 / 5.5 x 1.0	
2 clampable conductors of equal cross-section			
Solid / stranded	mm²		
Flexible / flexible w. wire end ferrule	mm²		

Information

Rated data		IEC	UL	CSA	EN 50019
Rated voltage for adjacent terminal	V	250	600		
Rated current	A	13	15		
Rated cross-section	mm²	10	AWG 22… 8		
Rated impulse voltage / Pollution severity	kV/-				
Plug gauge IEC 60-947-1 / flammability class acc. UL 94			B6 / V-0		
Approvals					

Clampable conductors (H05V/H07V)		Rated connection
Solid / stranded	mm²	0.5…16
Flexible / flexible w. wire end ferrule	mm²	0.5…10
Tightening torque range (clamping screw)	Nm	1.2…2.4 (M 4)
Stripping length / blade size	mm / -	12 / 5.5 x 1.0
2 clampable conductors of equal cross-section		
Solid / stranded	mm²	
Flexible / flexible w. wire end ferrule	mm²	

Information

Order data

Version	Type	Qty.	Order No.
without LED	KSKM 1/32 G20	20	**9509570000**

Information

Type	Qty.	Order No.
KSKM 2/32 GZ 1X1/4	20	**9509580000**

Accessories

Cross-connection

2-pole
3-pole
4-pole
(Q) 10-pole

Type	Current [A]	Qty.	Order No.
Fuse cartridges			
Rated voltage 250V			
G 20/0.1A/F		10	**0430300000**
G 20/0.2A/F		10	**0430400000**
G 20/0.25A/F		10	**0430500000**
G 20/0.5A/F		10	**0430600000**
G 20/0.63A/F		10	**0439000000**
G 20/1A/F		10	**0430700000**
G 20/1.6A/F		10	**0430800000**
G 20/2A/F		10	**0430900000**
G 20/2.5A/F		10	**0431000000**
G 20/3.15A/F		10	**0431100000**
G 20/4A/F		10	**0431200000**
G 20/5A/F		10	**0431300000**
Fuse cartridges			
Rated voltage 440V			
Contact sleeve			
SBL/1912 PLATED		10	**0446100000**
Marking systems			
DEK 5			

Detailed information on all versions in chapter accessories.

Type	Current [A]	Qty.	Order No.
Fuse cartridges			
Rated voltage 250V			
Fuse cartridges			
Rated voltage 440V			
Contact sleeve			
SBL/2111 PLATED		10	**0446200000**
Marking systems			
DEK 5			

Fuse 1 x 1/4 aren't by Weidmüller available.

Fuse terminals

KDKS 1 — 4 mm²



8 x 73.5 x 55.6
6.3 / 4
0.33 ... 4

IEC 60947-7-3 / VDE 0611-6

IEC	UL	CSA	EN 50019
500	300		
6.3	10		
4	AWG 22… 12		
	6 / 3		
	A3 / V2		

Rated connection
0.5…4 / 1.5…4
0.5…4 / 0.5…4
0.6…0.8 (M 3)
8 / 3.5 x 0.6
0.5…1.5
0.5…1.5 / 0.5…1.5

Type	Qty.	Order No.
KDKS 1/32	50	**9503300000**

Type	Current [A]	Qty.	Order No.
QB 2 WI RA8 IS		50	**0461100000**
QB 3 WI RA8 IS		50	**0461200000**
QB 4 WI RA8 IS		50	**0461300000**
G 20/0.1A/F		10	**0430300000**
G 20/0.2A/F		10	**0430400000**
G 20/0.25A/F		10	**0430500000**
G 20/0.5A/F		10	**0430600000**
G 20/1A/F		10	**0430700000**
G 20/1.6A/F		10	**0430800000**
G 20/2A/F		10	**0430900000**
G 20/2.5A/F		10	**0431000000**
G 20/3.15A/F		10	**0431100000**
G 20/4.00A/F		10	**0431200000**
G 20/5.00A/F		10	**0431300000**
G 20/6.30A/F		10	**0431400000**

DEK 8

Fuse terminals

TS 32 / KRG

When using ATEX certified components in hazardous area applications the installation instructions and the rated data for accessories in the technical appendix must be considered.

Width/Length/Height with TS35x7.5	mm
Max. current / max. cond. cross-section	A/mm²
Max. clamping range	mm²

SAKS 1 5x20 — 10 mm²



13 x 54 x 61
10 / 16
0.13 ... 16

SAKS 1 5x20 — 10 mm²

With LED or Neon Bulb



13 x 54
10 / 16
0.5 ... 16

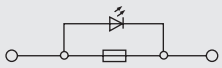

Technical data

Rated data		IEC	UL	CSA	EN 50019
Rated voltage for adjacent terminal	V	500	300	600	
Rated current	A	10	6.3	10	
Rated cross-section	mm²	10	AWG 22… 10	AWG 26… 10	
Rated impulse voltage / Pollution severity	kV/-		6 / 3		
Plug gauge IEC 60-947-1 / flammability class acc. UL 94			B6 / 5VA		
Approvals					

Clampable conductors (H05V/H07V)		Rated connection	Additional connection
Solid / stranded	mm²	0.5…16 / 1.5…10	
Flexible / flexible w. wire end ferrule	mm²	0.5…10 / 0.5…10	
Tightening torque range (clamping screw)	Nm	1.2…2.4 (M 4)	
Stripping length / blade size	mm / -	12 / 5.5 x 1.0	
2 clampable conductors of equal cross-section			
Solid / stranded	mm²		
Flexible / flexible w. wire end ferrule	mm²		

Information

	IEC	UL	CSA	EN 50019
	500			
	6.3			
	10			
		4		
		B6 / 5VA		

Clampable conductors (H05V/H07V)	Rated connection
	0.5…16 / 1.5…10
	0.5…10 / 0.5…10
	1.2…2.4 (M 4)
	12 / 5.5 x 1.0

Order data

Version	Type	Qty.	Order No.
500V ac/dc	SAKS 1/G20	20	**0191220000**
400V ac/dc			
250V ac/dc			
with neon lamp 230V ac/dc			
with LED 230V ac			
with LED 230V dc			
with neon lamp 115V ac/dc			
with LED 115V ac			
with LED 115V dc			
with LED 60V ac			
with LED 60V dc			
mit lamp 48V ac/dc			
with LED 48V ac			
with LED 48V dc			
with LED 24V ac			
with LED + - 24V dc			
mit lamp 24V ac/dc			
500V ac/dc			

Information

Type	Qty.	Order No.
SAKS 1/32 G20 GL 230VAC	10	**0306120000**
SAKS 1/32 G20 GL 115VAC	10	**0385320000**
SAKS 1/32 G20 LD 24VAC	10	**1111220000**
SAKS 1/32 G20 LD 24VDC	10	**0371420000**

Accessories

Cross-connection

2-pole
3-pole
4-pole
(Q) 10-pole

Type	Current [A]	Qty.	Order No.
QL 2 SAKS1	47	50	**0191400000**
QL 3 SAKS1	36	50	**0191500000**
QL 4 SAKS1	36	20	**0191600000**
QL 10 SAKS1	36	20	**0338800000**

End plate / partition (behind last terminal)

Width [mm]			
AP SAKS1+3 KRG	3	20	**0191320000**

Marking systems

DEK 5

For detailed information on other accessories and applications see “Accessories”

Cross connection accessories see chapter accessories

Type	Current [A]	Qty.	Order No.

Width [mm]			
AP SAKS1+3 KRG	3	20	**0191320000**

DEK 5

Fuse terminals

SAKS 1 5x25 — 10 mm²



13 x 54 x 61
10 / 16
0.13 ... 16



IEC	UL	CSA	EN 50019
500	300	600	
10	6.3	10	
10	AWG 22... 10	AWG 26... 10	
	6 / 3		
	B6 / 5VA		

Rated connection
0.5...16 / 1.5...10
0.5...10 / 0.5...10
1.2...2.4 (M 4)
12 / 5.5 x 1.0

Type	Qty.	Order No.
SAKS 1/G25	20	**0191120000**

Type	Current [A]	Qty.	Order No.
QL 2 SAKS1	47	50	**0191400000**
QL 3 SAKS1	36	50	**0191500000**
QL 4 SAKS1	36	20	**0191600000**
QL 10 SAKS1	36	20	**0338800000**
Width [mm]			
AP SAKS1+3 KRG	3	20	**0191320000**

DEK 5

Cross connection accessories see chapter accessories

SAKS 1 5x25 — 10 mm²

With neon bulb



13 x 54
6.3 / 16
0.5 ... 16

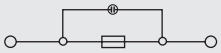

IEC	UL	CSA	EN 50019
500			
6.3			
10			
		4	
	B6 / 5VA		

Rated connection
0.5...16 / 1.5...10
0.5...10 / 0.5...10
1.2...2.4 (M 4)
12 / 5.5 x 1.0

Type	Qty.	Order No.
SAKS 1/32 G25 GL 230VAC	10	**0309320000**

Type	Current [A]	Qty.	Order No.
Width [mm]			
AP SAKS1+3 KRG	3	20	**0191320000**

DEK 5

SAKS 3 — 10 mm²



13 x 54 x 61
10 / 16
0.33 ... 16



IEC	UL	CSA	EN 50019
500	300	600	
10	10	10	
10	AWG 22... 10	AWG 22... 10	
	6 / 3		
	B6 / 5VA		

Rated connection
0.5...16 / 1.5...10
0.5...10 / 0.5...10
1.2...2.4 (M 4)
12 / 5.5 x 1.0

Type	Qty.	Order No.
SAKS 3 G/5X30 500V	20	**0297520000**
SAKS 3 GZ/6.3X32	20	**0248920000**

SAKS 3 1"x1/4" with a red cap available under 0211120000.

Type	Current [A]	Qty.	Order No.
QL 2 SAKS1	47	50	**0191400000**
QL 3 SAKS1	36	50	**0191500000**
QL 4 SAKS1	36	20	**0191600000**
QL 10 SAKS1	36	20	**0338800000**
Width [mm]			
AP SAKS1+3 KRG	3	20	**0191320000**

DEK 5

Cross connection accessories see chapter accessories

Fuse terminals

TS 32 / KRG

When using ATEX certified components in hazardous area applications the installation instructions and the rated data for accessories in the technical appendix must be considered.

Width/Length/Height with TS32	mm
Max. current / max. cond. cross-section	A/mm²
Max. clamping range	mm²

SAKS 2 — 10 mm²



27.6 x 80 x 75
10 / 16
0.33 ... 16

SAKS 4 — 10 mm²

D 01-fuses

24 x 75 x 66
16 / 16
0.33 ... 16



Technical data

		IEC 60947-7-3 / VDE 0611-6			
Rated data		**IEC**	**UL**	**CSA**	**EN 50019**
Rated voltage for adjacent terminal	V	500		600	
Rated current	A	10		25	
Rated cross-section	mm²	10		AWG 22... 8	
Rated impulse voltage / Pollution severity	kV/-			6 / 3	
Plug gauge IEC 60-947-1 / flammability class acc. UL 94				B6 / 5VA	
Approvals					
Clamped conductor (H05V/H07V)		**Rated connection**		**Additional connection**	
Solid / stranded	mm²	0.5...16 / 0.5...10			
Flexible / flexible w. wire end ferrule	mm²	0.5...10 / 0.5...10			
Tightening torque range (clamping screw)	Nm	1.2...2.4 (M 4)			
Stripping length / blade size	mm / -	12 / 5.5 x 1.0			
2 clampable conductors of equal cross-section					
Solid / stranded	mm²				
Flexible / flexible w. wire end ferrule	mm²				
Information		For short-circuit use up to 25A.			

		IEC 60947-7-3 / VDE 0611-6			
Rated data		**IEC**	**UL**	**CSA**	**EN 50019**
Rated voltage for adjacent terminal	V	400	600	600	
Rated current	A	16	30	30	
Rated cross-section	mm²	10	AWG 22... 8	AWG 22... 8	
Rated impulse voltage / Pollution severity	kV/-			6 / 3	
Plug gauge IEC 60-947-1 / flammability class acc. UL 94				B6 / 5VA	
Approvals					
Clamped conductor (H05V/H07V)		**Rated connection**			
Solid / stranded	mm²	0.5...16 / 1.5...10			
Flexible / flexible w. wire end ferrule	mm²	0.5...10 / 0.5...10			
Tightening torque range (clamping screw)	Nm	1.2...2.4 (M 4)			
Stripping length / blade size	mm / -	14 / 5.5 x 1.0			
2 clampable conductors of equal cross-section					
Solid / stranded	mm²				
Flexible / flexible w. wire end ferrule	mm²				
Information		Tightening torque 1.6 Nm from 10 mm² stranded wire.			

Order data

Version	**Type**	**Qty.**	**Order No.**
without LED	SAKS 2	20	**0206820000**
Information			

Type	**Qty.**	**Order No.**
SAKS 4	20	**0321320000**

Accessories

Cross-connection		**Type**	**Current [A]**	**Qty.**	**Order No.**
	2-pole	QL 2 SAKS2	47	20	**0207800000**
	3-pole	QL 3 SAKS2	36	20	**0207900000**
	4-pole	QL 4 SAKS2	36	20	**0208000000**
(Q)	10-pole	QL 10 SAKS2	36	20	**0338900000**
	Washers	SS M4 D 128-A 4		100	**0136400000**
	Fixing screw	BFSC M4X9T		100	**0103300000**
Screw cap			**Colour**		
	SK	SK E16/SAKS2	black	25	**0284110000**
	SK				
Gauge pieces			**Colour**		
		P 16/16 GR SAKS2	grey	100	**0209000000**
		P 16/20 BL SAKS2	blue	100	**0209100000**
Fuse					
Rated voltage 500V		E 16/10A RT TNDZ		25	**0208500000**
		E 16/16A GR TNDZ		25	**0208600000**
		E 16/20A BL TNDZ		25	**0208700000**
		E 16/25A GE TNDZ		25	**0208800000**
Fuse					
Rated voltage 400V					
Marking systems		DEK 5			
For detailed information on other accessories and applications see “Accessories”					

Type	**Current [A]**	**Qty.**	**Order No.**
QL 2 SAKS4	47	20	**0328000000**
QL 3 SAKS4	36	20	**0328100000**
QL 4 SAKS4	36	20	**0328200000**
QL 10 SAKS4	36	20	**0339000000**
SS M4 D 128-A 4		100	**0136400000**
BFSC M4X9T		100	**0103300000**
	Colour		
SK E14 SAKS4	black	20	**0339410000**
	Colour		
P 14/2 D01 RS SAKS4	pink	50	**0138000000**
P 14/4 D01 BR SAKS4	brown	50	**0138100000**
P 14/10 D01 RT SAKS4	red	50	**0328700000**
P 14/6 D01 GN SAKS4	green	50	**0328600000**
E 14/10A RT		10	**0328400000**
E 14/16A GR		10	**0328500000**
E 14/4A RS		10	**0137400000**
E 14/4A BR		10	**0137500000**
DEK 5			

Fuse terminals

SAKS 4 USA — 10 mm²

1 1/4 x 1/4



24 x 75 x 73
30 / 16
0.5 ... 16



IEC	UL	CSA	EN 50019
400	600	600	
30	30	30	
10	AWG 20... 8	AWG 22... 8	
	6 / 3		
	B6 / 5VA		

Rated connection
0.5...16 / 1.5...10
0.5...10 / 0.5...10
1.2...2.4 (M 4)
14 / 5.5 x 1.0

Tightening torque 1.6 Nm from 10 mm² stranded wire.

Type	Qty.	Order No.
SAKS 4 USA	20	**0162220000**

Type	Current [A]	Qty.	Order No.
QL 2 SAKS4	47	20	**0328000000**
QL 3 SAKS4	36	20	**0328100000**
QL 4 SAKS4	36	20	**0328200000**
QL 10 SAKS4	36	20	**0339000000**
SS M4 D 128-A 4		100	**0136400000**
BFSC M4X9T		100	**0103300000**
	Colour		
SK E14 SAKS4 USA	black	1	**2012790000**
	Colour		

DEK 5

SAKS 5 — 16 mm²

D 02 - fuse

28 x 80 x 66
63 / 16
1.5 ... 16



IEC 60947-7-3 / VDE 0611-6

IEC	UL	CSA	EN 50019
400	600	600	
63	40	63	
16	AWG 14... 6	AWG 14... 6	
	6 / 3		
	B7 / 5VA		

Rated connection
1.5...16 / 1.5...16
1.5...16 / 1.5...16
1.2...2.4 (M 4)
13 / 5.5 x 1.0

Tightening torque 1.6 Nm for stranded wire.

Type	Qty.	Order No.
SAKS 5 380AC	20	**0359420000**

Type	Current [A]	Qty.	Order No.
QL 2 SAKS2	47	20	**0207800000**
QL 3 SAKS2	36	20	**0207900000**
QL 4 SAKS2	36	20	**0208000000**
QL 10 SAKS2	36	20	**0338900000**
SS M4 D 128-A 4		100	**0136400000**
BFSC M4X9T		100	**0103300000**
	Colour		
SK E18 SAKS5	black	20	**0359310000**
	Colour		
P 18/20 D02 BL SAKS5	blue	50	**0361800000**
P 18/25 D02 GE SAKS5	yellow	50	**0361900000**
P 18/35 D02 SW SAKS5	black	50	**0362000000**
P 18/50 D02 WS SAKS5	white	50	**0362100000**
E 18/20A BL		10	**0361300000**
E 18/25A GE		10	**0361400000**
E 18/50A WS		10	**0361600000**
E 18/63A KU		10	**0361700000**

DEK 5

Partition plate TW HP (2.0) order No. 0607000000, for TS 32 only

Fuse inserts and gauge rings for Weidmüller fuse terminals

Fuse inserts

Technical data

Order data

for terminal type	Size (mm)	Rated voltage (V)	Rated current (A	Type		Qty.	Order No.
G fuse inserts 5 x 20 **without** indicator acc. to IEC 60127-2 (VDE 0820 T.2 Bl 1)							
SAKS 1 SAKS 7 ASK 1 WSI 6	5 x 20 Breaking capacity 1500 A (at 250 V, 50 Hz, cos φ 0,7)	250	0.1	(F)	G 20/0.10A/F	10	**0430300000**
			0.2	(F)	G 20/0.20A/F	10	**0430400000**
			0.25	(F)	G 20/0.25A/F	10	**0430500000**
			0.5	(F)	G 20/0.50A/F	10	**0430600000**
			0.63	(F)	G 20/0.63A/F	10	**0439000000**
			1.0	(F)	G 20/1.00A/F	10	**0430700000**
			1.6	(F)	G 20/1.60A/F	10	**0430800000**
			2.0	(F)	G 20/2.00A/F	10	**0430900000**
			2.5	(F)	G 20/2.50A/F	10	**0431000000**
			3.15	(F)	G 20/3.15A/F	10	**0431100000**
			4.0	(F)	G 20/4.00A/F	10	**0431200000**
			5.0	(F)	G 20/5.00A/F	10	**0431300000**
			6.3	(F)	G 20/6.30A/F	10	**0431400000**
			(M) = miedium-delayed action (F) = fast				
G fuse inserts 5 x 25 **with** indicator acc. to DIN 41576[1])							
SAKS 1 SAKS 7 WSI 6	5 x 25 m. K.[1]) Breaking capacity 80 A (at 250 V, 50 Hz, cos φ = 1	250	0.25	(M)	G 25/0.25A/M	10	**0546900000**
			0.5	(M)	G 25/0.50A/M	10	**0510300000**
			0.8	(M)	G 25/0.80A/M	10	**0646400000**
			1	(M)	G 25/1.00A/M	10	**0265800000**
			10	(M)[5])	G 25/10.0A/M	10	**0193100000**
			2	(F)	G 25/2.00A/F	10	**0192700000**
			4	(F)	G 25/4.00A/F	10	**0192800000**
			6.3	(F)	G 25/6.30A/F	10	**0192900000**
			(M) = miedium-delayed action (F) = fast				
Fuse inserts 1¼" x ¼" **without** indicator acc. to BS 88							
SAKS 3[2]) SAKS 6	33 kA Breaking capacity 33 kA fast	440	0,5		GZ 0.5A/F	10	**0533800000**
	E 0,5 A		1		GZ 1.0A/F	10	**0525500000**
	E 1 A		2		GZ 2.0A	10	**0294500000**
	E 2 A		3		GZ 3.0A	10	**0295700000**
	E 3 A		5		GZ 5.0A	10	**0294600000**
	E 5 A		7		GZ 7.0A	10	**0295800000**
	E 7 A		10		GZ 10.0A	10	**0293900000**
	E 10 A		12.5		GZ 12.5A FF	10	**0245400000**
			(F) = fast (M) = miedium-delayed action				
D fuse inserts E 16 **with** indicator acc. to DIN 49360 (diazed)							
SAKS 2	E 10 A	500	10		E 16/10A RT	25	**0208500000**
	E 16 A		16		E 16/16A GR	25	**0208600000**
	E 20 A		20		E 16/20A BL	25	**0208700000**
	E 25 A		25		E 16/25A GE	25	**0208800000**
			(F) = fast (M) = miedium-delayed action				
D fuse inserts E 14 Size D 01 and E 18 size D 02 **with** indicator acc. to DIN 49522 (neozed)[3])							
SAKS 4[4])	E 14/2	400	2		E 14/2A RS	10	**0137400000**
	E 14/4		4		E 14/4A BR	10	**0137500000**
	E 14/6		6		E 14/6A GN	10	**0328300000**
	E 14/10		10		E 14/10A RT	10	**0328400000**
	E 14/16		16		E 14/16A GR	10	**0328500000**
SAKS 5	E 18/20		20		E 18/20A BL	10	**0361300000**
	E 18/25		25		E 18/25A GE	10	**0361400000**
	E 18/35	400	35		E 18/35A SW	10	**0361500000**
	E 18/50		50		E 18/50A WS	10	**0361600000**
	E 18/63		63		E 18/63A KU	10	**0361700000**
			(F) = fast (M) = miedium-delayed action				

Note:
[1]) The SIBA company also supplies 5 x 25 G fuse inserts with indicators in a shipbuilding model for 450 V AC.
[2]) 5 x 30 (500 V AC) fuse inserts for SAKS 3 are available from the WICKMANN company
[3]) The LINDNER company also supplies neozed fuse cartridges in an additional shipbuilding mode for 440 V AC.
[4]) Fuse cartridges with the dimensions 1"x¼" ≙ 25.4x6.35 mm and 13/32"x1½" ≙ 10.3x38.1 mm ar not included in product line.
[5]) Only for SAKS 1 and SAKS 7.

Fuse inserts and gauge rings for Weidmüller fuse terminals

Gauge rings

Technical data

Order data

For terminal type	Gauge ring type	Amp.	Colour	Typ	Qty.	Order No.
SAKS 4 and 4/35	P 14/2	2	Pink	P 14/2D01 RS	50	**0138000000**
	P 14/4	4	Brown	P 14/4D01 BR	50	**0138100000**
	P 14/6	6	Green	P 14/6D01 GN	50	**0328600000**
	P 14/1	10	Red	P 14/10D01 RT	50	**0328700000**
SAKS 5 and 5/35	P 18/20	20	Blue	P 18/20D02 BL	50	**0361800000**
	P 18/25	25	Yellow	P 18/25D02 GE	50	**0361900000**
	P 18/35	35	Black	P 18/35D02 SW	50	**0362000000**
	P 18/50	50	White	P 18/50D02 WS	50	**0362100000**
SAKS 2 and 2/35	P 16/10	10	Red	P 16/10 RT	100	**0208900000**
	P 16/16	16	Grey	P 16/16 GR	100	**0209000000**
	P 16/20	20	Blue	P 16/20 BL	100	**0209100000**

Spring Loaded Terminal

TS 32

When using ATEX certified components in hazardous area applications the installation instructions and the rated data for accessories in the technical appendix must be considered.

Width/Length/Height with TS32	mm
Max. current / max. cond. cross-section	A/mm²
Max. clamping range	mm²

RSF 3 — 4 mm²

Material PA 6.6



8 x 50 x 60
32 / 4
0.5 ... 4

RSF 1 — 10 mm²

Material KrG



11 x 50 x 60
57 / 10
0.5 ... 10

Technical data

Rated data		IEC 60947-7-1				IEC 60947-7-1			
		IEC	UL	CSA	EN 50019	IEC	UL	CSA	EN 50019
Rated voltage	V	630	600	600		500		300	
Rated current	A	32	20	25		57		50	
Rated cross-section	mm²	4	AWG 22…12	AWG 22…12		10		AWG 14…8	
Rated impulse voltage / Pollution severity	kV/-			6 / 3				6 / 3	
Plug gauge IEC 60-947-1 / flammability class acc. UL 94				/ V2				A5 / 5VA	
Approvals									

Clampable conductors (H05V/H07V)		Rated connection	Additional connection	Rated connection	Additional connection
Solid / stranded	mm²	0.5…4 / 0.5…4		0.5…10 / 0.5…10	
Flexible / flexible w. wire end ferrule	mm²	0.5…4		1.5…10	
Tightening torque range (clamping screw)	Nm	0.5…1.0 (M 3)		1.2…2.4 (M 4)	
Stripping length / blade size	mm / -	12 / 3.5 x 0.6		15 / 5.5 x 1.0	
2 clampable conductors of equal cross-section					
Solid / stranded	mm²				
Flexible / flexible w. wire end ferrule	mm²				

Information

Order data

Version	Type	Qty.	Order No.	Type	Qty.	Order No.
	RSF 3 PA	50	**0497560000**	RSF 1 KRG	50	**0270320000**

Information

Accessories

Cross-connection, screwable	Type	Current [A]	Qty.	Order No.	Type	Current [A]	Qty.	Order No.
2-pole	QL 2 SAK6N	57	50	**0194300000**	QL 2 RSF1+2/SAK10ZU16		50	**0267400000**
3-pole	QL 3 SAK6N	57	50	**0194400000**	QL 3 RSF1+2		50	**0267500000**
4-pole	QL 4 SAK6N	57	50	**0194500000**	QL 4 RSF1+2		50	**0267600000**
(Q) 10-pole	QL 10 SAK6N	57	20	**0338300000**	QL 10 RSF1+2		20	**0341700000**
Connecting sleeve	VH 13.5/4.9/3.3 SAK4		100	**0248500000**				
Fixing screw	KISC M3X20.5/10 EK4		100	**0303000000**	BFSC M4X6		100	**0149700000**
Fuse cartridges	SS M3 D 128-A 3		50	**0164400000**	SS M3 D 128-A 3		50	**0164400000**
Cross-connection saddle								
Cross-connection saddle	VL 2 SAK6N/SAKT		50	**0194700000**	VL 2 RSF 1+2		50	**0528400000**
Connecting sleeve	VH 21/5/3.5 SAK16-35		50	**0309600000**	VH 27/5/3.5 SAK10-35		50	**0309400000**
Fixing screw	BFSC M3X30		50	**0296200000**	BFSC M3X35		50	**0309800000**
Socket / Test plug								
Socket	STB 14/D5/2.3/M3 SAK2.5		50	**0168600000**	STB 14/D6/4/M3 SAK10		50	**0169900000**
Test plug	PS 2.3 RT		20	**0180400000**	PS 4 F.STB 4		20	**0299600000**
End plate		Width [mm]				Width [mm]		
	AP RSF3	3	10	**0270460000**	AP RSF1 KRG	3	10	**0270420000**
blue								
Partition / Partition disc		Width [mm]				Width [mm]		
	TW AST1/PA HP/DBR/0.5	0.5	20	**0474700000**	TW AST1/PA HP/DBR/0.5	0.5	20	**0474700000**
blue								
Partition disc	TSCH 1	2	100	**0319160000**				
Cover / fixing screw (plastic)								
Cover	ADP 2/HP2 1M		36	**0485300000**	ADP 2/HP2 1M		36	**0485300000**
Fixing screw (plastic)								
Marking systems								
	DEK 5				DEK 5			

Detailed information on all versions in chapter accessories.

Spring Loaded Terminal

RSF 2 — 6 mm²

Material KrG



11 x 77 x 73
41 / 16
0.75 ... 16

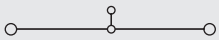

IEC 60947-7-1 / VDE 0100-537

IEC	UL	CSA	EN 50019
500		300	
41		30	
6		AWG 14…8	
		6 / 3	
		/ 5VA	

Rated connection	Additional connection
0.75…16 / 0.75…10	
1.2…2.4 (M 4)	
12 / 5.5 x 1.0	

Type	Qty.	Order No.
RSF 2	20	**0623320000**

Type	Current [A]	Qty.	Order No.
QL 2 RSF1+2/SAK10ZU16		50	**0267400000**
QL 3 RSF1+2		50	**0267500000**
QL 4 RSF1+2		50	**0267600000**
QL 10 RSF1+2		20	**0341700000**
BFSC M4X6		100	**0149700000**
STB 17/D6/4/M4 SAKC10		50	**0147100000**
PS 4 F.STB 4		20	**0299600000**
	Width [mm]		
AP RSF2 KRG	3	10	**0301420000**
	Width [mm]		
DEK 5			

RSF 3 — 4 mm²

Material KrG



8 x 50 x 60
32 / 4
0.5 ... 4

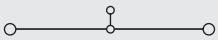

IEC 60947-7-1

IEC	UL	CSA	EN 50019
630	600	600	
32	20	25	
4	AWG 22…12	AWG 22…12	
	6 / 3		
	/ 5VA		

Rated connection	Additional connection
0.5…4 / 0.5…4	
0.5…4	
0.5…1.0 (M 3)	
12 / 3.5 x 0.6	

Type	Qty.	Order No.
RSF 3	50	**0497520000**

Type	Current [A]	Qty.	Order No.
QL 2 SAK6N	57	50	**0194300000**
QL 3 SAK6N	57	50	**0194400000**
QL 4 SAK6N	57	50	**0194500000**
QL 10 SAK6N	57	20	**0338300000**
VH 13.5/4.9/3.3 SAK4		100	**0248500000**
KISC M3X20.5/10 EK4		100	**0303000000**
SS M3 D 128-A 3		50	**0164400000**
VL 2 SAK6N/SAKT		50	**0194700000**
VH 21/5/3.5 SAK16-35		50	**0309600000**
BFSC M3X30		50	**0296200000**
STB 14/D5/2.3/M3 SAK2.5		50	**0168600000**
PS 2.3 RT		20	**0180400000**
	Width [mm]		
AP RSF3	3	10	**0270460000**
	Width [mm]		
TW AST1/PA HP/DBR/0.5	0.5	20	**0474700000**
TSCH 1	2	100	**0319160000**
ADP 2/HP2 1M		36	**0485300000**
DEK 5			

Modular disconnect test terminals

TS 32 / KRG

When using ATEX certified components in hazardous area applications the installation instructions and the rated data for accessories in the technical appendix must be considered.

Width/Length/Height with TS32	mm
Max. current / max. cond. cross-section	A/mm²
Max. clamping range	mm²

SAKA 10 — 10 mm²



12 x 82 x 55.5
47 / 10
0.5 ... 10

SAKB 10 — 10 mm²



10 x 65 x 52.5
57 / 10
0.5 ... 10

Technical data

Rated data		SAKA 10	SAKB 10
Rated voltage	V	IEC 60947-7-1	IEC 60947-7-1
Rated current	A		
Rated cross-section	mm²		
Rated impulse voltage / Pollution severity	kV/-		
Plug gauge IEC 60-947-1 / flammability class acc. UL 94			
Approvals			

IEC	UL	CSA	EN 50019	SAKA 10	SAKB 10
500		600			
47		35			
10		AWG 18... 8			
		6 / 3			
		B6 / 5VA			

Clampable conductors (H05V/H07V)		Rated connection	Additional connection	SAKA 10	SAKB 10
Solid / stranded	mm²	0.5...10 / 1.5...10			
Flexible / flexible w. wire end ferrule	mm²	0.5...10 / 0.5...10			
Tightening torque range (clamping screw)	Nm	1.2...2.4 (M 4)			
Tightening torque range disconnector	Nm				
Stripping length / blade size	mm / -	12 / 5.5 x 1.0			

Information	SAKA 10	SAKB 10
	Tightening torque 1.6 Nm for 10 mm² stranded wire.	Tightening torque 1.6 Nm for 10 mm² stranded wire.

Order data

Version	SAKA 10 Type	Qty.	Order No.	SAKB 10 Type	Qty.	Order No.
Without socket	SAKA 10	25	**0134120000**	SAKB 10	50	**0134920000**
with open back for cross-connection						
with 1 socket						
with 2 sockets						
with 4 sockets						

Accessories

Cross-connection	SAKA 10 Type	Current [A]	Qty.	Order No.	SAKB 10 Type	Current [A]	Qty.	Order No.
ZQV: pluggable cross-connection 2-pole	QL 2 SAKA10	47	50	**0135500000**	QL 2 SAKB10	47	100	**0114100000**
3-pole	QL 3 SAKA10	36	50	**0135600000**	QL 3 SAKB10	36	50	**0114300000**
4-pole	QL 4 SAKA10	36	50	**0135700000**	QL 4 SAKB10	36	50	**0114500000**
10-pole / 32-pole	QL 10 SAKA10	36	20	**0338500000**	QL 10 SAKB10	36	20	**0338400000**
Connecting sleeve for cross-conn. QL	VH 23/6/4.2 SAKA10		50	**0348700000**				
Fixing screw for cross-conn. QL	BFSC M4X30		50	**0267100000**	BFSC M4X9T		100	**0103300000**
End plate / partition		**Width [mm]**				**Width [mm]**		
End plate	AP SAKA KRG	3	20	**0134220000**	AP SAKB/C/T KRG	3	20	**0146720000**
Partition	TW SAK2.5-35/32 KRG	3	10	**0257120000**	TW SAKB-C-T	3	20	**0242920000**
Partition disc								
Cross-connection slider								
2-pole								
3-pole								
4-pole								
Connecting sleeve for QVS								
Fixing screw for QVS								
Testing/Checking								
Test plug	PS 4 F.STB 4		20	**0299600000**	PS 4 F.STB 4		20	**0299600000**
Socket	STB 13.5/D6/4/M4 SAKA10		50	**0135200000**	STB 16/D7/4/M4 SAK35		50	**0140200000**
Socket								
Other accessories								
Lockout device								
Shorting plug, 2-pole								
Marking systems								
	DEK 5				DEK 5			

For detailed information on other accessories and applications see "Accessories"

Modular disconnect test terminals

SAKT 1/LT — 6 mm²

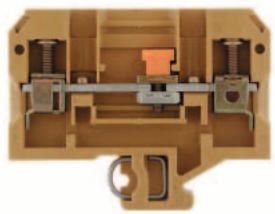

8 x 65 x 52.5
57 / 10
0.13 ... 10



IEC 60947-7-1

IEC	UL	CSA	EN 50019
400	300	300	
41	25	25	
6	AWG 26... 8	AWG 26... 8	
	6 / 3		
	A5 / 5VA		

Rated connection	Additional connection
0.5...10 / 1.5...10	
0.5...6 / 0.5...6	
0.8...1.6 (M 3.5)	
12 / 4.0 x 0.8	

Tightening torque 1.6 Nm for 10 mm² stranded wire.

Type	Qty.	Order No.
SAKT 1/LT	50	**0269120000**
SAKT 1/LT STB14/4	50	**0437920000**

Type	Current [A]	Qty.	Order No.
QL 2 SAK6N	57	50	**0194300000**
QL 3 SAK6N	57	50	**0194400000**
QL 4 SAK6N	57	50	**0194500000**
QL 10 SAK6N	57	20	**0338300000**
VH 12/4.9/3.3 SAK6N		100	**0249000000**
KISC M3X20 SAK10 CU5		100	**0377100000**
Width [mm]			
AP SAKB/C/T KRG	3	20	**0146720000**
TW SAKB/C/T1	1.5	20	**0242960000**
TSCH 2	0.6	100	**0353660000**
QVS 2 SAKT1+2		20	**0307300000**
QVS 3 SAKT1+2		20	**0329300000**
QVS 4 SAKT1+2		20	**0307400000**
VH 19/6/4.2 SAKT1		50	**0318000000**
BS 25 O.IH SAKT1		50	**0334700000**
PS 4 F.STB 4		20	**0299600000**
STB 14/D6/4/M3 SAK10		50	**0169900000**
SSP 3 SAKT1		100	**0531760000**
QS 2/8/4		20	**0270960000**

DEK 6,5

To safe the test sockets use the SDIZ-blade (see chapter Tools) or bits with pilots!

SAKT 1/DU1 — 6 mm²



8 x 65 x 52.5
57 / 10
0.13 ... 10



IEC 60947-7-1

IEC	UL	CSA	EN 50019
400	300	300	
41	25	25	
6	AWG 26... 8	AWG 26... 8	
	6 / 3		
	A5 / 5VA		

Rated connection	Additional connection
0.5...10 / 1.5...10	
0.5...6 / 0.5...8	
0.8...1.6 (M 3.5)	
12 / 4.0 x 0.8	

Tightening torque 1.6 Nm for 10 mm² stranded wire.

Type	Qty.	Order No.
SAKT 1/DU2	50	**0550420000**
SAKT 1/DU1	50	**0195620000**

Type	Current [A]	Qty.	Order No.
QL 2 SAK6N	57	50	**0194300000**
QL 3 SAK6N	57	50	**0194400000**
QL 4 SAK6N	57	50	**0194500000**
QL 10 SAK6N	57	20	**0338300000**
VH 12/4.9/3.3 SAK6N		100	**0249000000**
KISC M3X20 SAK10 CU5		100	**0377100000**
Width [mm]			
AP SAKB/C/T KRG	3	20	**0146720000**
TW SAKB/C/T1	1.5	20	**0242960000**
TSCH 2	0.6	100	**0353660000**
QVS 2 SAKT1+2		20	**0307300000**
QVS 3 SAKT1+2		20	**0329300000**
QVS 4 SAKT1+2		20	**0307400000**
VH 19/6/4.2 SAKT1		50	**0318000000**
BS 25 O.IH SAKT1		50	**0334700000**
PS 4 F.STB 4		20	**0299600000**
STB 14/D6/4/M3 SAK10		50	**0169900000**
SSP 3 SAKT1		100	**0531760000**
QS 2/8/4		20	**0270960000**

DEK 6,5

To safe the test sockets use the SDIZ-blade (see chapter Tools) or bits with pilots

SAKT 1/QT — 6 mm²



8 x 65 x 52.5
57 / 10
0.13 ... 10



IEC 60947-7-1

IEC	UL	CSA	EN 50019
400	300	300	
41	25	25	
6	AWG 26... 8	AWG 26... 8	
	6 / 3		
	A5 / 5VA		

Rated connection	Additional connection
0.5...10 / 1.5...10	
0.5...6 / 0.5...6	
0.8...1.6 (M 3.5)	
12 / 4.0 x 0.8	

Tightening torque 1.6 Nm for 10 mm² stranded wire.

Type	Qty.	Order No.
SAKT 1/QT2	50	**0494820000**
SAKT 1/QT1	50	**0269320000**

Type	Current [A]	Qty.	Order No.
QL 2 SAK6N	57	50	**0194300000**
QL 3 SAK6N	57	50	**0194400000**
QL 4 SAK6N	57	50	**0194500000**
QL 10 SAK6N	57	20	**0338300000**
VH 12/4.9/3.3 SAK6N		100	**0249000000**
KISC M3X20 SAK10 CU5		100	**0377100000**
Width [mm]			
AP SAKB/C/T KRG	3	20	**0146720000**
TW SAKB/C/T1	1.5	20	**0242960000**
TSCH 2	0.6	100	**0353660000**
QVS 2 SAKT1+2		20	**0307300000**
QVS 3 SAKT1+2		20	**0329300000**
QVS 4 SAKT1+2		20	**0307400000**
VH 19/6/4.2 SAKT1		50	**0318000000**
BS 25 O.IH SAKT1		50	**0334700000**
PS 4 F.STB 4		20	**0299600000**
STB 14/D6/4/M3 SAK10		50	**0169900000**
SSP 3 SAKT1		100	**0531760000**
QS 2/8/4		20	**0270960000**

DEK 6,5

To safe the test sockets use the SDIZ-blade (see chapter Tools) or bits with pilots

Modular disconnect test terminals

TS 32 / KRG

When using ATEX certified components in hazardous area applications the installation instructions and the rated data for accessories in the technical appendix must be considered.

Width/Length/Height with TS32	mm
Max. current / max. cond. cross-section	A/mm²
Max. clamping range	mm²

SAKT 2/LT — 6 mm²

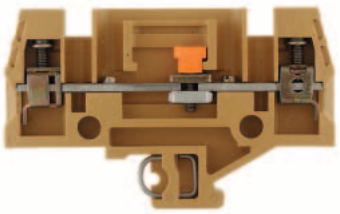

8 x 82 x 52.5
46 / 10
0.5 ... 10



SAKT 4/LT — 4 mm²



8 x 57.2 x 42.5
41 / 6
0.13 ... 6



Technical data

Rated data		SAKT 2/LT	SAKT 4/LT
Rated voltage	V	400	400
Rated current	A	41	32
Rated cross-section	mm²	6	4
Rated impulse voltage / Pollution severity	kV/-	6 / 3	6 / 3
Plug gauge IEC 60-947-1 / flammability class acc. UL 94		A5 / 5VA	A3 / 5VA
Approvals			

IEC 60947-7-1

	SAKT 2/LT	SAKT 4/LT
IEC	400	400
UL	300	300
CSA	300	300
EN 50019		

Clampable conductors (H05V/H07V)		SAKT 2/LT	SAKT 4/LT
Solid / stranded	mm²	0.5…10 / 1.5…6	0.5…6 / 1.5…4
Flexible / flexible w. wire end ferrule	mm²	0.5…6 / 0.5…6	0.5…4 / 0.5…4
Tightening torque range (clamping screw)	Nm	0.8…1.6 (M 3.5)	0.4…0.7 (M 2.5)
Tightening torque range disconnector	Nm		
Stripping length / blade size	mm / -	12 / 4.0 x 0.8	10 / 3.5 x 0.6

Rated connection	Additional connection

Information	
	Tightening torque 1.6 Nm for 10 mm² stranded wire.

Order data

Version	Type	Qty.	Order No.
Without socket	SAKT 2/LT O.STB	50	**0445420000**
with open back for cross-connection			
with 1 socket			
with 2 sockets	SAKT 2/LT STB	50	**0330620000**
with 4 sockets	SAKT 2/LT 4STB	50	**0437720000**

Version	Type	Qty.	Order No.
Without socket	SAKT 4/LT O.STB	50	**0254120000**
with open back for cross-connection			
with 1 socket	SAKT 4/LT 1STB2.0	50	**0254220000**
with 2 sockets	SAKT 4/LT STB2.0	50	**0310320000**
with 4 sockets			

Information

Accessories

Cross-connection	Type	Current [A]	Qty.	Order No.
ZQV: pluggable cross-connection				
2-pole	QL 2 SAK6N	57	50	**0194300000**
3-pole	QL 3 SAK6N	57	50	**0194400000**
4-pole	QL 4 SAK6N	57	50	**0194500000**
10-pole / 32-pole	QL 10 SAK6N	57	20	**0338300000**
Connecting sleeve for cross-conn. QL	VH 12/4.9/3.3 SAK6N		100	**0249000000**
Fixing screw for cross-conn. QL	KISC M3X20 SAK10 CU5		100	**0377100000**
End plate / partition		**Width [mm]**		
End plate	AP SAKB/C/T KRG	3	20	**0146720000**
Partition	TW SAKB/C/T1	1.5	20	**0242960000**
Partition disc	TSCH 2	0.6	100	**0353660000**
Cross-connection slider				
2-pole	QVS 2 SAKT1+2		20	**0307300000**
3-pole	QVS 3 SAKT1+2		20	**0329300000**
4-pole	QVS 4 SAKT1+2		20	**0307400000**
Connecting sleeve for QVS	VH 19/6/4.2 SAKT1		50	**0318000000**
Fixing screw for QVS	BS 25 O.IH SAKT1		50	**0334700000**
Testing/Checking				
Test plug	PS 4 F.STB 4		20	**0299600000**
Socket	STB 14/D6/4/M3 SAK10		50	**0169900000**
Socket				
Other accessories				
Lockout device	SSP 3 SAKT1		100	**0531760000**
Shorting plug, 2-pole	QS 2/8/4		20	**0270960000**
Marking systems				
	DEK 6,5			

Cross-connection	Type	Current [A]	Qty.	Order No.
ZQV: pluggable cross-connection				
2-pole	QL 2 SAK2.5	41	100	**0155900000**
3-pole	QL 3 SAK2.5	41	100	**0156000000**
4-pole	QL 4 SAK2.5	41	50	**0156100000**
10-pole / 32-pole	QL 10 SAK2.5	41	20	**0338100000**
Connecting sleeve for cross-conn. QL	VH 8/4.9/3.3 SAK2.5		100	**0266700000**
Fixing screw for cross-conn. QL	KISC M3X20 SAK10 CU5		100	**0377100000**
End plate / partition		**Width [mm]**		
End plate				
Partition	TW AST1/PA HP/DBR/0.5	0.5	20	**0474700000**
Partition disc				
Cross-connection slider				
2-pole	QVS 2/4 SAKT4		20	**1319260000**
3-pole				
4-pole				
Connecting sleeve for QVS	VH 16/5/3.5 SAK10-35		50	**0309700000**
Fixing screw for QVS	BFSC M3X22 SAKT4		50	**1319900000**
Testing/Checking				
Test plug	PS 2.3 RT		20	**0180400000**
Socket	STB 8.5/5/2.3/M3 SAK2.5		50	**0280600000**
Socket	STB 8.5/D4.5/2/M3 SAKT4		50	**0244600000**
Other accessories				
Lockout device	SSP 4 SAKT4		20	**1319360000**
Shorting plug, 2-pole				
Marking systems				
	DEK 6,5			

For detailed information on other accessories and applications see "Accessories"

To safe the test sockets use the SDIZ-blade (see chapter Tools) or bits with pilots

Modular disconnect test terminals

SAKT 4/DU — 4 mm²



6 x 57.2 x 42.5
41 / 6
0.13 ... 6



IEC 60947-7-1

IEC	UL	CSA	EN 50019
400	300	300	
32	20	20	
4	AWG 22… 12	AWG 26… 12	
	6 / 3		
	A3 / 5VA		

Rated connection	Additional connection
0.5…6 / 1.5…4	
0.5…4 / 0.5…4	
0.4…0.7 (M 2.5)	
10 / 3.5 x 0.6	

Type	Qty.	Order No.
SAKT 4/DU O.STB	50	**0246320000**

Type	Current [A]	Qty.	Order No.
QL 2 SAK2.5	41	100	**0155900000**
QL 3 SAK2.5	41	100	**0156000000**
QL 4 SAK2.5	41	50	**0156100000**
QL 10 SAK2.5	41	20	**0338100000**
VH 12/4.9/3.3 SAK6N		100	**0249000000**
KISC M3X15/6 SAK2.5 CU5		100	**0377200000**
Width [mm]			
TW AST1/PA HP/DBR/0.5	0.5	20	**0474700000**
TSCH 2	0.6	100	**0353660000**
QVS 2/4 SAKT4		20	**1319260000**
VH 16/5/3.5 SAK10-35		50	**0309700000**
BFSC M3X22 SAKT4		50	**1319900000**
PS 2.3 RT		20	**0180400000**
STB 8.5/D4.5/2/M3 SAKT4		50	**0244600000**
STB 8.5/5/2.3/M3 SAK2.5		50	**0280600000**
SSP 4 SAKT4		20	**1319360000**

To safe the test sockets use the SDIZ-blade (see chapter Tools) or bits with pilots

Feed-through terminals for thermocouples

Thermocouple-terminals TS 32/PA

Busbars made from thermocouple materials according to DIN IEC 584

SAK 2.5 TC



Width/length/height with TS15x5.5	mm	**6** x 36.5 x 49.5
max. current / max. conductor	A/mm²	**/ 2.5**
max. clamping range	mm²	**0.5 ... 2.5**

DK 4 Q/TC



Width/length/height with TS15x5.5	mm	**6** x 54 x 59.5
max. current / max. conductor	A/mm²	**/ 4**
max. clamping range	mm²	**0.5 ... 4**

Technical data

		SAK 2.5 TC	DK 4 Q/TC
Measure/Approvals			
Width/length/height (mm)	with TS 32 ⊏⊐	6/36.5/49.5	6/54/59.5
Insulation stripping length/clamping screw/screwdriver blade		10 mm/M 2.5/3.5 x 0.6	9 mm/M 3/3.5 x 0.6
Technical data/VDE			
Insulation stripping length/clamping screw/screwdriver blade	mm²	2.5	4
Tightening torque range	Nm	0.4…0.6	0.5…1

Ordering data

Version	Type	SAK 2.5 TC Qty.	SAK 2.5 TC Order No.	DK 4 Q/TC Qty.	DK 4 Q/TC Order No.
NiCr		100	**0107260000**		
Ni		100	**0107160000**		
CuNi		100	**0189860000**		
Fe		100	**0190060000**		
Cu		100	**0189960000**		
NiCr/Ni	K			100	**1338260000**
Cu/CuNi	T			100	**1338160000**
Fe/CuNi	J			100	**1338060000**

End plate

Type	Width [mm]	SAK 2.5 TC Qty.	SAK 2.5 TC Order No.	DK 4 Q/TC Qty.	DK 4 Q/TC Order No.
PA AP	1.5	20	**0279560000**	20	**1397160000**

Partition

Type	Width [mm]	SAK 2.5 TC Qty.	SAK 2.5 TC Order No.	DK 4 Q/TC Qty.	DK 4 Q/TC Order No.
PA TW	1.5	20	**0302860000**		
WEM WTW EN	3.0			20	**1058800000**
for TS 32 HP TW HP	2.0			20	**0607000000**

Labelling systems

	SAK 2.5 TC	DK 4 Q/TC
Labelling tags	DEK 6	DEK 6

Detailed information on other accessories and their use can be found in the "Accessories" section.

Further versions on request.

Further versions on request.

Feed-through terminals for thermocouples

Weidmüller's **thermocouple-treminals** are specially designed for transmitting the smallest voltages in temperature measuring circuits. Special busbars ensure that no false signals occur in the terminal when temperature differences exist in the positive and negative path.
This high measuring precision is necessary for, e.g. test beds, air craft engines, for complicated chemical processes, controls, etc.

I. Configuration of a temperature measuring circuit

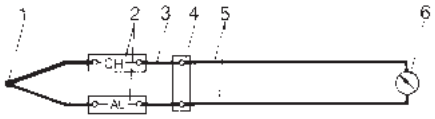

1 Thermocouple (sensor)
2 Thermocouple terminals
3 Compensation conductor
4 Reference point
5 Supply conductors (to and from)
6 Measuring device

The thermocouple terminals displayed in this measurement circuit are used to thermoelectrically transmit thermal e.m.f. of the thermocouple to the reference point and indicating device via the thermocouple.

II. Symbols Thermocouples according to IEC 584 DIN 43710

	Terminal	Busbar material trade name
a) Type J		
Fe (positive leg)		Iron
CuNi (negative leg)		Constantan
b) Type T		
Cu (positive leg)		Copper
CuNi (negative leg)		Constantan
c) Type K		
NiCr (positive leg)		Chromel
Ni (negative leg)		Alumel

Modular terminals with screwless connections

with push-on connection TS 32 / PA

When using ATEX certified components in hazardous area applications the installation instructions and the rated data for accessories in the technical appendix must be considered.

		AST 1	2.5 mm²	AST 3	2.5 mm²
Width/Length/Height with TS32	mm	**6.5** x 58 x 46		**6.5** x 40 x 46	
Max. current / max. cond. cross-section	A/mm²	**20**		**20**	
Max. clamping range	mm²				





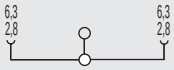

Technical data

		AST 1				AST 3			
Rated data		IEC 60947-7-1 / IEC 61210				IEC 60947-7-1 / IEC 61210			
		IEC	**UL**	**CSA**	**EN 50019**	**IEC**	**UL**	**CSA**	**EN 50019**
Rated voltage	V	800	600	300		800	300	300	
Rated current	A	20	13	16		20	13	16	
Rated cross-section	mm²	2.5				2.5			
Rated impulse voltage / Pollution severity	kV/-			6 / 3				6 / 3	
Plug gauge IEC 60-947-1 / flammability class acc. UL 94				/ V2				/ 5VA	
Approvals									
Clampable conductors (H05V/H07V)		**Rated connection**		**Additional connection**		**Rated connection**		**Additional connection**	
Solid / stranded	mm²								
Flexible / flexible w. wire end ferrule	mm²								
Tightening torque range (clamping screw)	Nm								
Stripping length / blade size	mm / -								
2 clampable conductors of equal cross-section									
Solid / stranded	mm²								
Flexible / flexible w. wire end ferrule	mm²								
Information		For tab connection use a insulated sleeve.				For tab connection use a insulated sleeve.			

Order data

Version	AST 1			AST 3		
	Type	**Qty.**	**Order No.**	**Type**	**Qty.**	**Order No.**
slotted	AST 1 6.3/2.8	50	**0478260000**			
Unslotted	AST 1 6.3	50	**0266360000**	AST 3 6.3	100	**0236760000**
slotted blue						
Unslotted blue						
Information						

Accessories

Cross-connection	AST 1				AST 3			
	Type	**Current [A]**	**Qty.**	**Order No.**	**Type**	**Current [A]**	**Qty.**	**Order No.**
2-pole	Q 2 SAK4	41	50	**0336700000**	Q 2 SAK4	41	50	**0336700000**
3-pole	Q 3 SAK4	41	50	**0336800000**	Q 3 SAK4	41	50	**0336800000**
4-pole	Q 4 SAK4	41	50	**0336900000**	Q 4 SAK4	41	50	**0336900000**
(Q) 10-pole	Q 10 SAK4	41	20	**0368800000**	Q 10 SAK4	41	20	**0368800000**
Plug adapter								
2-pole	STA 2.5/2		100	**0165860000**	STA 2.5/2		100	**0165860000**
3-pole	STA 2.5/3		50	**0165960000**	STA 2.5/3		50	**0165960000**
4-pole	STA 2.5/4		50	**0190360000**	STA 2.5/4		50	**0190360000**
5-polig	STA 2.5/5		50	**0166060000**	STA 2.5/5		50	**0166060000**
8-pole	STA 2.5/8		50	**0166160000**	STA 2.5/8		50	**0166160000**
End plate / partition		**Width [mm]**				**Width [mm]**		
End plate	AP AST1+5 DB	1.5	20	**0266400000**	AP SAK2.5/35 + AST3+4	1.5	20	**0460560000**
Partition	TW AST1/PA HP/DBR/0.5	0.5	20	**0474700000**	TW SAKS2 HP/DBR/2	2	20	**0607000000**
Partition disc	TSCH 1	2	100	**0319160000**	TSCH 1	2	100	**0319160000**
Testing/Checking								
for testing PS	PS 2.3 RT		20	**0180400000**	PS 2.3 RT		20	**0180400000**
wired terminal strips StB	STB 14/D5/2.3/M3 SAK2.5		50	**0168600000**	STB 14/D5/2.3/M3 SAK2.5		50	**0168600000**
Insulating sleeve								
2,8	IH 2.8 DB		100	**0386060000**	IH 2.8 DB		100	**0386060000**
6,3	IH 6.3 WEM GE		100	**0386260000**	IH 6.3 WEM GE		100	**0386260000**
Marking systems								
	DEK 6,5				DEK 6			
For detailed information on other accessories and applications see “Accessories”								

Modular terminals with screwless connections

AST 5 — 4 mm²



6.5 x 58 x 46
20 / 6
0.2 ... 6

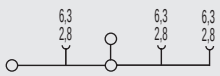

IEC 60947-7-1 / IEC 61210

IEC	UL	CSA	EN 50019
800	300	300	
20	13	16	
4	AWG 22... 12	AWG 24... 12	
	6 / 3		
	A4 / V2		

Rated connection	Additional connection
0.5...6 / 1.5...2.5	
0.5...4 / 0.5...4	
0.5...1.0 (M 3)	
12 / 3.5 x 0.6	

For tab connection use a insulated sleeve.

Type	Qty.	Order No.
AST 5 SF 6.3/2.8	50	**0479260000**
AST 5 SF 6.3	50	**0334560000**

Type	Current [A]	Qty.	Order No.
Q 2 SAK4	41	50	**0336700000**
Q 3 SAK4	41	50	**0336800000**
Q 4 SAK4	41	50	**0336900000**
Q 10 SAK4	41	20	**0368800000**

Width [mm]			
AP AST1+5 KRG	3	20	**0266420000**
TW SAKS2 HP/DBR/2	2	20	**0607000000**
TSCH 1	2	100	**0319160000**
PS 2.3 RT		20	**0180400000**
STB 14/D5/2.3/M3 SAK2.5		50	**0168600000**
IH 2.8 DB		100	**0386060000**
IH 6.3 WEM GE		100	**0386260000**

DEK 6,5

SAK 4 S — 4 mm²



6.5 x 40 x 51.5
20 / 6
0.13 ... 6

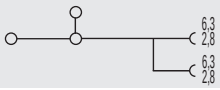

IEC 60947-7-1 / IEC 61210

IEC	UL	CSA	EN 50019
500	300	300	
20	13	13	
4	AWG 26... 12	AWG 26... 12	
	6 / 3		
	A4 / V2		

Rated connection	Additional connection
0.33...6 / 1.5...4	
0.5...4 / 0.5...4	
0.5...1.0 (M 3)	
12 / 3.5 x 0.6	

For tab connection use a insulated sleeve.

Type	Qty.	Order No.
SAK 4 S 6.3/2.8	100	**0401260000**

Type	Current [A]	Qty.	Order No.
QL 2 SAK4	32	100	**0130600000**
QL 3 SAK4	32	100	**0130700000**
QL 4 SAK4	32	50	**0130800000**
QL 10 SAK4	32	20	**0338200000**

Width [mm]			
AP SAK4-10	1.5	20	**0117960000**
TW 4 SAK4-10	1.5	20	**0130160000**
IH 2.8 DB		100	**0386060000**
IH 6.3 WEM GE		100	**0386260000**

DEK 6,5

SAK 4 SS — 4 mm²



6.5 x 40 x 51.5
20

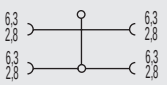

IEC 60947-7-1 / IEC 61210

IEC	UL	CSA	EN 50019
500	600	300	
20	13	13	
4	AWG 18... 14	AWG 18... 14	
	6 / 3		
	/ V2		

Rated connection	Additional connection

For tab connection use a insulated sleeve.

Type	Qty.	Order No.
SAK 4 SS 6.3/2.8	100	**0479660000**
SAK 4 SS 6.3/PA	100	**0352960000**

Type	Current [A]	Qty.	Order No.
QL 2 SAK4	32	100	**0130600000**
QL 3 SAK4	32	100	**0130700000**
QL 4 SAK4	32	50	**0130800000**
QL 10 SAK4	32	20	**0338200000**

Width [mm]			
AP SAK4-10 KRG	1.5	20	**0117920000**
TW SAK4-10 KRG	2.5	20	**0130120000**
IH 2.8 DB		100	**0386060000**
IH 6.3 WEM GE		100	**0386260000**

DEK 6,5

Modular terminals with screwless connections

with push-on connection TS 32 / PA

DK 4 S	4 mm²

DK 4 S 2.8	4 mm²

When using ATEX certified components in hazardous area applications the installation instructions and the rated data for accessories in the technical appendix must be considered.





		DK 4 S	DK 4 S 2.8
Width/Length/Height with TS32	mm	**6** x 54 x 59.5	**6** x 54 x 59.5
Max. current / max. cond. cross-section	A/mm²	**20 / 4**	**10 / 4**
Max. clamping range	mm²	**0.33 ... 4**	**0.33 ... 4**

Technical data

IEC 60947-7-1 / IEC 61210

Rated data		IEC	UL	CSA	EN 50019
Rated voltage	V	400	300	300	
Rated current	A	10	10	10	
Rated cross-section	mm²	4	AWG 22… 12	AWG 22… 12	
Rated impulse voltage / Pollution severity	kV/-		6 / 3		
Plug gauge IEC 60-947-1 / flammability class acc. UL 94			A3 / V2		
Approvals					

Clampable conductors (H05V/H07V)		Rated connection	Additional connection
Solid / stranded	mm²	0.5…4 / 1.5…4	
Flexible / flexible w. wire end ferrule	mm²	0.5…4 / 0.5…2.5	
Tightening torque range (clamping screw)	Nm	0.5…0.8 (M 3)	
Stripping length / blade size	mm / -	8 / 3.5 x 0.6	
2 clampable conductors of equal cross-section			
Solid / stranded	mm²		
Flexible / flexible w. wire end ferrule	mm²		

Information	
	For tab connection use a insulated sleeve.

IEC 60947-7-1 / IEC 61210

Rated data		IEC	UL	CSA	EN 50019
Rated voltage	V	400	300	300	
Rated current	A	10	10	10	
Rated cross-section	mm²	4	AWG 22… 12	AWG 22… 12	
Rated impulse voltage / Pollution severity	kV/-		6 / 3		
Plug gauge IEC 60-947-1 / flammability class acc. UL 94			A3 / V2		
Approvals					

Clampable conductors (H05V/H07V)		Rated connection	Additional connection
Solid / stranded	mm²	0.5…4 / 1.5…4	
Flexible / flexible w. wire end ferrule	mm²	0.5…4 / 0.5…2.5	
Tightening torque range (clamping screw)	Nm	0.5…0.8 (M 3)	
Stripping length / blade size	mm / -	8 / 3.5 x 0.6	
2 clampable conductors of equal cross-section			
Solid / stranded	mm²		
Flexible / flexible w. wire end ferrule	mm²		

Information	
	For tab connection use a insulated sleeve.

Order data

Version	Type	Qty.	Order No.
slotted	DK 4S SF 6.3/2.8	100	**0631260000**
Unslotted			
slotted blue			
Unslotted blue			

Information	

Type	Qty.	Order No.
DK 4S SF 4X2.8	100	**0631160000**

Information	

Accessories

Cross-connection		Type	Current [A]	Qty.	Order No.
	2-pole	Q 2 AKZ4	32	50	**0336400000**
	3-pole	Q 3 AKZ4	32	50	**0336500000**
	4-pole	Q 4 AKZ4	32	50	**0336600000**
(Q)	10-pole	Q 10 AKZ4	32	20	**0368600000**
Plug adapter					
	2-pole				
	3-pole				
	4-pole				
	5-polig				
	8-pole				
End plate / partition			**Width [mm]**		
	End plate	AP DK4S		20	**0631360000**
	Partition				
	Partition disc	TSCH 6 DKI S4	5	100	**0190260000**
Testing/Checking					
for testing	PS	PS 2.3 RT		20	**0180400000**
wired terminal strips	StB	STB 8.5/D4/2.3/M2.5 AKZ		50	**0215700000**
Insulating sleeve					
	2,8	IH 2.8 DB		100	**0386060000**
	6,3	IH 6.3 WEM GE		100	**0386260000**
Marking systems					
		DEK 6			
For detailed information on other accessories and applications see “Accessories”					

Type	Current [A]	Qty.	Order No.
Q 2 AKZ4	32	50	**0336400000**
Q 3 AKZ4	32	50	**0336500000**
Q 4 AKZ4	32	50	**0336600000**
Q 10 AKZ4	32	20	**0368600000**
Width [mm]			
AP DK4S		20	**0631360000**
TSCH 6 DKI S4	5	100	**0190260000**
PS 2.3 RT		20	**0180400000**
STB 8.5/D4/2.3/M2.5 AKZ		50	**0215700000**
IH 2.8 DB		100	**0386060000**
DEK 6			

Modular terminals with screwless connections

with Termi-Point/Wire-Wrap connection
TS 32 / PA

When using ATEX certified components in hazardous area applications the installation instructions and the rated data for accessories in the technical appendix must be considered.

	SAK 2.5 T 1x1 — 2.5 mm²	DK 4 T — 4 mm²
		
Width/Length/Height with TS32 mm	**6** x 36.5 x 67	**6** x 50 x 77.5
Max. current / max. cond. cross-section A/mm²	**8 / 6**	**10 / 6**
Max. clamping range mm²	**0.33 ... 6** 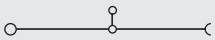	**0.5 ... 6** 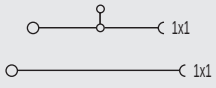

Technical data

	SAK 2.5 T 1x1 — 2.5 mm²	DK 4 T — 4 mm²
Rated data	IEC 60947-7-1 / VDE 41611-4	IEC 60947-7-1 / IEC 61210
	IEC / UL / CSA / EN 50019	IEC / UL / CSA / EN 50019
Rated voltage V	250 / 300	250
Rated current A	8 / 10	10
Rated cross-section mm²	2.5 / AWG 22… 12	4
Rated impulse voltage / Pollution severity kV/-	4 / 3	4 / 3
Plug gauge IEC 60-947-1 / flammability class acc. UL 94	A3 / V2	A3 / V2
Approvals		
Clampable conductors (H05V/H07V)	Rated connection / Additional connection	Rated connection / Additional connection
Solid / stranded mm²	0.5…6 / 0.5…2.5	0.5…6 / 1.5…4
Flexible / flexible w. wire end ferrule mm²	0.5…4 / 0.5…2.5	0.5…4 / 0.5…2.5
Tightening torque range (clamping screw) Nm	0.4…0.7 (M 2.5)	0.6…0.8 (M 3)
Stripping length / blade size mm / -	12 / 3.5 x 0.6	8 / 3.5 x 0.6
2 clampable conductors of equal cross-section		
Solid / stranded mm²		
Flexible / flexible w. wire end ferrule mm²		
Information		

Order data

Version	SAK 2.5 T 1x1 — 2.5 mm² Type / Qty. / Order No.	DK 4 T — 4 mm² Type / Qty. / Order No.
right	SAK 2.5 SW 1X1 / 100 / **0108560000**	DK 4 SW 1X1 / 50 / **0536560000**
horizontal right		
vertical right		
2 x vertical		
left		
vertical left		
Information		

Accessories

	SAK 2.5 T 1x1 — 2.5 mm² Type / Current [A] / Qty. / Order No.	DK 4 T — 4 mm² Type / Current [A] / Qty. / Order No.
Cross-connection output-side (screwable)		
2-pole	Q 2 SAK2.5 / 41 / 50 / **0337000000**	Q 2 AKZ4 / 32 / 50 / **0336400000**
3-pole	Q 3 SAK2.5 / 41 / 50 / **0337100000**	Q 3 AKZ4 / 32 / 50 / **0336500000**
4-pole	Q 4 SAK2.5 / 41 / 50 / **0337200000**	Q 4 AKZ4 / 32 / 50 / **0336600000**
(Q) 10-pole	Q 10 SAK2.5 / 41 / 20 / **0368700000**	Q 10 AKZ4 / 32 / 20 / **0368600000**
End plate / partition		
End plate	AP SAK2.5 / 1.5 / 20 / **0279560000**	AP DK4 / 1.5 / 20 / **0359260000**
End plate blue		AP DK4 BL / 1.5 / 20 / **0359280000**
Partition	TW SAK2.5 / 2.5 / 20 / **0302860000**	TW SAKS2 HP/DBR/2 / 2 / 20 / **0607000000**
Partition		
Partition disc	TSCH 1 / 2 / 100 / **0319160000**	TSCH 4 AKZ4 / 6 / 100 / **0363360000**
External cross-connection	Width [mm]	Width [mm]
2-pole		QB 2 WI RA6 IS / 50 / **0482700000**
3-pole		QB 3 WI RA6 IS / 50 / **0482800000**
4-pole		QB 4 WI RA6 IS / 50 / **0482900000**
Cover		
Cover		
Plombierschraube		
Testing/Checking		
for testing PS	PS 2.3 RT / 20 / **0180400000**	PS 2.3 RT / 20 / **0180400000**
wired terminal strips StB	STB 8.5/5/2.3/M3 SAK2.5 / 50 / **0280600000**	STB 8.5/D4/2.3/M2.5 AKZ / 50 / **0215700000**
Marking systems		
	DEK 6	DEK 6
For detailed information on other accessories and applications see “Accessories”		

Modular terminals with screwless connections

with solder connection TS 32 / PA

When using ATEX certified components in hazardous area applications the installation instructions and the rated data for accessories in the technical appendix must be considered.

		DK 4 T 0.8x1.6	4 mm²	DK 4 T / DK 4 QT 0.8x2.4	4 mm²
Width/Length/Height with TS32	mm	**6** x 50 x 77.5		**6** x 50 x 77.5	
Max. current / max. cond. cross-section	A/mm²	**10 / 6**		**10 / 6**	
Max. clamping range	mm²	**0.5 ... 6**		**0.5 ... 6**	



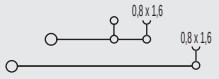

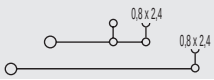

Technical data

		DK 4 T 0.8x1.6	DK 4 T / DK 4 QT 0.8x2.4
Rated data		IEC 60947-7-1 / IEC 61210	IEC 60947-7-1 / IEC 61210
		IEC / UL / CSA / EN 50019	**IEC / UL / CSA / EN 50019**
Rated voltage	V	250	250
Rated current	A	10	10
Rated cross-section	mm²	4	4
Rated impulse voltage / Pollution severity	kV/-	4 / 3	4 / 3
Plug gauge IEC 60-947-1 / flammability class acc. UL 94		A3 / V2	A3 / V2
Approvals			
Clampable conductors (H05V/H07V)		**Rated connection / Additional connection**	**Rated connection / Additional connection**
Solid / stranded	mm²	0.5…6 / 1.5…4	0.5…6 / 1.5…4
Flexible / flexible w. wire end ferrule	mm²	0.5…4 / 0.5…2.5	0.5…4 / 0.5…2.5
Tightening torque range (clamping screw)	Nm	0.6…0.8 (M 3)	0.6…0.8 (M 3)
Stripping length / blade size	mm / -	8 / 3.5 x 0.6	8 / 3.5 x 0.6
2 clampable conductors of equal cross-section			
Solid / stranded	mm²		
Flexible / flexible w. wire end ferrule	mm²		
Information			

Order data

Version	Type	Qty.	Order No.	Type	Qty.	Order No.
right						
horizontal right	DK 4 ST WA 1.6	50	**0370460000**	DK 4Q ST WA 2.4	50	**1398760000**
vertical right	DK 4 ST SE 1.6	50	**0370360000**	DK 4 ST SE 2.4	50	**0527760000**
2 x vertical						
left						
vertical left						
Information						

Accessories

Cross-connection output-side (screwable)	Type	Current [A]	Qty.	Order No.	Type	Current [A]	Qty.	Order No.
2-pole	Q 2 AKZ4	32	50	**0336400000**	Q 2 AKZ4	32	50	**0336400000**
3-pole	Q 3 AKZ4	32	50	**0336500000**	Q 3 AKZ4	32	50	**0336500000**
4-pole	Q 4 AKZ4	32	50	**0336600000**	Q 4 AKZ4	32	50	**0336600000**
(Q) 10-pole	Q 10 AKZ4	32	20	**0368600000**	Q 10 AKZ4	32	20	**0368600000**
End plate / partition								
End plate	AP DK4	1.5	20	**0359260000**	AP DK4	1.5	20	**0359260000**
End plate blue	AP DK4 BL	1.5	20	**0359280000**	AP DK4 BL	1.5	20	**0359280000**
Partition	TW SAKS2 HP/DBR/2	2	20	**0607000000**	TW SAKS2 HP/DBR/2	2	20	**0607000000**
Partition								
Partition disc	TSCH 4 AKZ4	6	100	**0363360000**	TSCH 4 AKZ4	6	100	**0363360000**
External cross-connection		**Width [mm]**				**Width [mm]**		
2-pole	QB 2 WI RA6 IS		50	**0482700000**	QB 2 WI RA6 IS		50	**0482700000**
3-pole	QB 3 WI RA6 IS		50	**0482800000**	QB 3 WI RA6 IS		50	**0482800000**
4-pole	QB 4 WI RA6 IS		50	**0482900000**	QB 4 WI RA6 IS		50	**0482900000**
Cover								
Cover								
Plombierschraube								
Testing/Checking								
for testing PS	PS 2.3 RT		20	**0180400000**	PS 2.3 RT		20	**0180400000**
wired terminal strips StB	STB 8.5/D4/2.3/M2.5 AKZ		50	**0215700000**	STB 8.5/D4/2.3/M2.5 AKZ		50	**0215700000**
Marking systems								
	DEK 6				DEK 6			
For detailed information on other accessories and applications see “Accessories”								

Modular terminals with screwless connections

SAKRT — 4 mm²

6.5 x 42 x 40.5
8 / 4
0.5 ... 4

IEC 60947-7-1 / VDE 41611-4 / VDE 0100-537

IEC	UL	CSA	EN 50019
250			
8			
4			
	4 / 3		
	A3 / V2		

Rated connection	Additional connection
0.5…4 / 1.5…4	
0.5…4 / 0.5…2.5	
0.5…1.0 (M 3)	
8 / 3.5 x 0.6	

Type	Qty.	Order No.
SAKR ST SE 2.4	100	**0545060000**
SAKR WS 1X1	100	**0587460000**

Type	Current [A]	Qty.	Order No.
AP SAKR BE	1.5	20	**0211360000**
TW SAKS2 HP/DBR/2	2	20	**0607000000**
Width [mm]			
QB 2 WI RA6 IS		50	**0482700000**
QB 3 WI RA6 IS		50	**0482800000**
QB 4 WI RA6 IS		50	**0482900000**
PS 2.3 RT		20	**0180400000**

DEK 6,5

SAK 2.5 L — 2.5 mm²



6 x 44 x 46.5
17.5 / 6
0.33 ... 6

IEC 60947-7-1 / IEC 60068-2-20

IEC	UL	CSA	EN 50019
250		300	
17.5		10	
2.5		AWG 22… 12	
		4 / 3	
		A3 / V2	

Rated connection	Additional connection
0.5…6 / 0.5…2.5	
0.5…4 / 0.5…2.5	
0.4…0.7 (M 2.5)	
12 / 3.5 x 0.6	

Type	Qty.	Order No.
SAK 2.5 SL	100	**0351460000**
SAK 2.5 LS	100	**0544160000**

Type	Current [A]	Qty.	Order No.
Q 2 SAK2.5	41	50	**0337000000**
Q 3 SAK2.5	41	50	**0337100000**
Q 4 SAK2.5	41	50	**0337200000**
Q 10 SAK2.5	41	20	**0368700000**
AP SAK2.5	1.5	20	**0279560000**
AP SAK2.5 BL	1.5	20	**0279580000**
TW SAK2.5	2.5	20	**0302860000**
TSCH 1	2	100	**0319160000**
Width [mm]			
AD 4 AKZ4		50	**0303400000**
BFSC M3X22 PA/RT		100	**0128900000**
PS 2.3 RT		20	**0180400000**
STB 8.5/5/2.3/M3 SAK2.5		50	**0280600000**

DEK 6

SAK 2.5 LL — 1.5 mm²

solder connection both sides



6 x 54 x 46.5
17.5 / 3.3
0.13 ... 3.3

IEC 60947-7-1 / IEC 60068-2-20

IEC	UL	CSA	EN 50019
250		300	
17.5		10	
1.5		AWG 26… 12	
		4 / 3	
		/ V2	

Rated connection	Additional connection

Type	Qty.	Order No.
SAK 2.5 LL	100	**0323660000**

Type	Current [A]	Qty.	Order No.
Q 2 SAK2.5	41	50	**0337000000**
Q 3 SAK2.5	41	50	**0337100000**
Q 4 SAK2.5	41	50	**0337200000**
Q 10 SAK2.5	41	20	**0368700000**
AP SAK2.5	1.5	20	**0279560000**
AP SAK2.5 BL	1.5	20	**0279580000**
TW SAK2.5	2.5	20	**0302860000**
TSCH 1	2	100	**0319160000**
Width [mm]			
AD 4 AKZ4		50	**0303400000**
BFSC M3X22 PA/RT		100	**0128900000**
PS 2.3 RT		20	**0180400000**
STB 8.5/5/2.3/M3 SAK2.5		50	**0280600000**

DEK 6

Modular terminals with screwless connections

with solder connection TS 32 / PA

When using ATEX certified components in hazardous area applications the installation instructions and the rated data for accessories in the technical appendix must be considered.

		SAKR L 4 mm²	SAKR L STB 6 4 mm²
Width/Length/Height with TS32	mm	**6.5** x 50 x 40.5	**6.5** x 50 x 40.5
Max. current / max. cond. cross-section	A/mm²	**10 / 4**	**10 / 4**
Max. clamping range	mm²	**0.33 ... 4**	**0.5 ... 4**





Technical data

		SAKR L	SAKR L STB 6
Rated data		IEC 60947-7-1 / IEC 60068-2-20 / VDE 0100-537	IEC 60947-7-1 / IEC 60068-2-20 / VDE 0100-537
		IEC / UL / CSA / EN 50019	IEC / UL / CSA / EN 50019
Rated voltage	V	250 / 300 / 300	250
Rated current	A	10 / 10 / 10	10
Rated cross-section	mm²	4 / AWG 22…12 / AWG 22…12	4
Rated impulse voltage / Pollution severity	kV/-	4 / 3	4 / 3
Plug gauge IEC 60-947-1 / flammability class acc. UL 94		A3 / V2	A3 / V2
Approvals			
Clampable conductors (H05V/H07V)		Rated connection / Additional connection	Rated connection / Additional connection
Solid / stranded	mm²	0.5…4 / 0.5…4	0.5…4 / 1.5…4
Flexible / flexible w. wire end ferrule	mm²	0.5…4 / 0.5…2.5	0.5…4 / 0.5…2.5
Tightening torque range (clamping screw)	Nm	0.5…1.0 (M 3)	0.5…1.0 (M 3)
Stripping length / blade size	mm / -	8 / 3.5 x 0.6	8 / 3.5 x 0.6
2 clampable conductors of equal cross-section			
Solid / stranded	mm²		
Flexible / flexible w. wire end ferrule	mm²		
Information			The tightening torque is 0.5-0.7 Nm for disconnect terminals with sockets.

Order data

Version		Type	Qty.	Order No.	Type	Qty.	Order No.
	beige	SAKR LS	100	**0412460000**	SAKR LS 2STB	100	**0518160000**
	blue				SAKR SL 2STB BL	100	**0572680000**
Information							

Accessories

		SAKR L				SAKR L STB 6			
Cross-connection, screwable		Type	Current [A]	Qty.	Order No.	Type	Current [A]	Qty.	Order No.
	2-pole	QB 2 WI RA6 IS	27	50	**0482700000**	QB 2 WI RA6 IS	27	50	**0482700000**
	3-pole	QB 3 WI RA6 IS	27	50	**0482800000**	QB 3 WI RA6 IS	27	50	**0482800000**
	4-pole	QB 4 WI RA6 IS	27	50	**0482900000**	QB 4 WI RA6 IS	27	50	**0482900000**
(Q)	10-pole								
	Connecting sleeve								
	Fixing screw								
	Fuse cartridges								
Cross-connection saddle									
	Cross-connection saddle								
	Connecting sleeve								
	Fixing screw								
Socket / Test plug									
	Socket	STB 6/D3.7/2.3/M3 SAKR		100	**0379400000**	STB 6/D3.7/2.3/M3 SAKR		100	**0379400000**
	Test plug	PS 2.3 RT		20	**0180400000**	PS 2.3 RT		20	**0180400000**
End plate			Width [mm]				Width [mm]		
	beige	AP SAKR BE	1.5	20	**0211360000**	AP SAKR BE	1.5	20	**0211360000**
	blue	AP SAKR BL	1.5	20	**0211380000**	AP SAKR BL	1.5	20	**0211380000**
Partition / Partition disc			Width [mm]				Width [mm]		
	beige	TW SAKS2 HP/DBR/2	2	20	**0607000000**	TW SAKS2 HP/DBR/2	2	20	**0607000000**
	blue								
	Partition disc								
Cover / fixing screw (plastic)									
	Cover								
	Fixing screw (plastic)								
Marking systems									
		DEK 6,5				DEK 6,5			
Detailed information on all versions in chapter accessories.						QB 25 blank, see chapter accessories. To use twin ferrules ZH 0,5 to ZH 1,5 is possible.			

Modular terminals with screwless connections

SAKR LL — 1.5 mm²



6.5 x 58 x 40.5
10 / 1.5
0.5 ... 1.5

IEC 60947-7-1 / IEC 60068-2-20 / VDE 0100-537

IEC	UL	CSA	EN 50019
250		300	
10		10	
1.5		AWG 22…12	
		4 / 3	
		/ V2	

Rated connection	Additional connection

Type	Qty.	Order No.
SAKR LL	100	**0464460000**

Type	Current [A]	Qty.	Order No.
	Width [mm]		
AP SAKR BE	1.5	20	**0211360000**
AP SAKR BL	1.5	20	**0211380000**
	Width [mm]		
TW SAKS2 HP/DBR/2	2	20	**0607000000**

DEK 6,5

SAKR LL STB 6 — 1.5 mm²

6.5 x 58 x 40.5
10 / 1.5
0.5 ... 1.5

IEC 60947-7-1 / IEC 60068-2-20 / VDE 0100-537

IEC	UL	CSA	EN 50019
250		300	
10		10	
1.5		AWG 22…12	
		4 / 3	
		/ V2	

Rated connection	Additional connection
	/ 3.5 x 0.6

Tightening torque for the test sockets 0.5 … 0.7 Nm

Type	Qty.	Order No.
SAKR LL 2STB	100	**0294260000**

Type	Current [A]	Qty.	Order No.
PS 2.3 RT		20	**0180400000**
	Width [mm]		
AP SAKR BE	1.5	20	**0211360000**
AP SAKR BL	1.5	20	**0211380000**
	Width [mm]		
TW AST1/PA HP/DBR/0.5	0.5	20	**0474700000**

DEK 6,5

Modular terminals with screwless connections

with push-on connection TS 32 / KrG

When using ATEX certified components in hazardous area applications the installation instructions and the rated data for accessories in the technical appendix must be considered.

		AST 1	2.5 mm²	AST 3	2.5 mm²
Width/Length/Height with TS32	mm	**6.5** x 58 x 46		**6.5** x 40 x 46	
Max. current / max. cond. cross-section	A/mm²	**20**		**20**	
Max. clamping range	mm²				





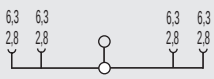

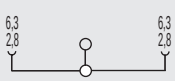

Technical data

		AST 1	AST 3
Rated data		IEC 60947-7-1 / IEC 61210	IEC 60947-7-1 / IEC 61210
Rated voltage	V	800	800
Rated current	A	20	20
Rated cross-section	mm²	2.5	2.5
Rated impulse voltage / Pollution severity	kV/-	6 / 3	6 / 3
Plug gauge IEC 60-947-1 / flammability class acc. UL 94		/ 5VA	/ 5VA
Approvals			
Clampable conductors (H05V/H07V)			
Solid / stranded	mm²		
Flexible / flexible w. wire end ferrule	mm²		
Tightening torque range (clamping screw)	Nm		
Stripping length / blade size	mm / -		
2 clampable conductors of equal cross-section			
Solid / stranded	mm²		
Flexible / flexible w. wire end ferrule	mm²		

	IEC	UL	CSA	EN 50019
AST 1	800	600	300	
	20	13	16	
	2.5			
AST 3	800			
	20	13	16	
	2.5			

	Rated connection	Additional connection
AST 1		
AST 3		

Information

- AST 1: For tab connection use a insulated sleeve.
- AST 3: For tab connection use a insulated sleeve.

Order data

Version

	AST 1 Type	Qty.	Order No.	AST 3 Type	Qty.	Order No.
slotted	AST 1 6.3/2.8 KRG	50	**0478220000**	AST 3 6.3/2.8 KRG	100	**0442420000**
Unslotted	AST 1 6.3 KRG	50	**0266320000**	AST 3 6.3 KRG	100	**0298020000**
slotted blue				AST 3 6.3/2.8 KRG/BL	n.a.	**0442470000**
Unslotted blue						

Information

Accessories

Cross-connection

(Q)

	AST 1 Type	Current [A]	Qty.	Order No.	AST 3 Type	Current [A]	Qty.	Order No.
2-pole	Q 2 SAK4	41	50	**0336700000**	Q 2 SAK4	41	50	**0336700000**
3-pole	Q 3 SAK4	41	50	**0336800000**	Q 3 SAK4	41	50	**0336800000**
4-pole	Q 4 SAK4	41	50	**0336900000**	Q 4 SAK4	41	50	**0336900000**
10-pole	Q 10 SAK4	41	20	**0368800000**	Q 10 SAK4	41	20	**0368800000**
Plug adapter								
2-pole	STA 2.5/2		100	**0165860000**				
3-pole	STA 2.5/3		50	**0165960000**				
4-pole	STA 2.5/4		50	**0190360000**				
5-polig	STA 2.5/5		50	**0166060000**				
8-pole	STA 2.5/8		50	**0166160000**				
End plate / partition		**Width [mm]**				**Width [mm]**		
End plate	AP AST1+5 KRG	3	20	**0266420000**	AP AST3+4 KRG	3	20	**0298120000**
Partition	TW SAKS2 HP/DBR/2	2	20	**0607000000**	TW SAKS2 HP/DBR/2	2	20	**0607000000**
Partition disc	TSCH 1	2	100	**0319160000**	TSCH 1	2	100	**0319160000**
Testing/Checking								
for testing PS	PS 2.3 RT		20	**0180400000**	PS 2.3 RT		20	**0180400000**
wired terminal strips StB	STB 14/D5/2.3/M3 SAK2.5		50	**0168600000**	STB 14/D5/2.3/M3 SAK2.5		50	**0168600000**
Insulating sleeve								
2,8	IH 2.8 DB		100	**0386060000**	IH 2.8 DB		100	**0386060000**
6,3	IH 6.3 WEM GE		100	**0386260000**	IH 6.3 WEM GE		100	**0386260000**
Marking systems								
	DEK 6,5				DEK 6			

For detailed information on other accessories and applications see “Accessories”

Modular terminals with screwless connections

AST 4 — 2.5 mm²



6.2 x 40 x 46
20 / 4
0.2 ... 4

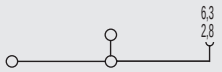

IEC 60947-7-1 / IEC 61210

IEC	UL	CSA	EN 50019
800	300	300	
20	13	16	
2.5	AWG 22... 12	AWG 24... 12	
	6 / 3		
	A3 / 5VA		

Rated connection	Additional connection
0.5...4 / 1.5...2.5	
0.5...2.5 / 0.5...2.5	
0.4...0.7 (M 2.5)	
9 / 3.5 x 0.6	

For tab connection use a insulated sleeve.

Type	Qty.	Order No.
AST 4 SF 6.3/2.8 KRG	100	**0439120000**
AST 4 SF 6.3 KRG	100	**0321220000**

Type	Current [A]	Qty.	Order No.
Q 2 SAK4	41	50	**0336700000**
Q 3 SAK4	41	50	**0336800000**
Q 4 SAK4	41	50	**0336900000**
Q 10 SAK4	41	20	**0368800000**
STA 2.5/2		100	**0165860000**
STA 2.5/3		50	**0165960000**
STA 2.5/4		50	**0190360000**
STA 2.5/5		50	**0166060000**
STA 2.5/8		50	**0166160000**
	Width [mm]		
AP AST3+4 KRG	3	20	**0298120000**
TW SAKS2 HP/DBR/2	2	20	**0607000000**
TSCH 1	2	100	**0319160000**
PS 2.3 RT		20	**0180400000**
STB 14/D5/2.3/M3 SAK2.5		50	**0168600000**
IH 2.8 DB		100	**0386060000**
IH 6.3 WEM GE		100	**0386260000**

DEK 6

AST 5 — 4 mm²



6.5 x 58 x 46
20 / 6
0.2 ... 6

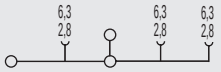

IEC 60947-7-1 / IEC 61210

IEC	UL	CSA	EN 50019
800	300	300	
20	13	16	
4	AWG 22... 12	AWG 24... 12	
	6 / 3		
	A4 / 5VA		

Rated connection	Additional connection
0.5...6 / 1.5...2.5	
0.5...4 / 0.5...4	
0.5...1.0 (M 3)	
12 / 3.5 x 0.6	

For tab connection use a insulated sleeve.

Type	Qty.	Order No.
AST 5 SF 6.3/2.8 KRG	50	**0479220000**
AST 5 SF 6.3 KRG	50	**0334520000**

Type	Current [A]	Qty.	Order No.
Q 2 SAK4	41	50	**0336700000**
Q 3 SAK4	41	50	**0336800000**
Q 4 SAK4	41	50	**0336900000**
Q 10 SAK4	41	20	**0368800000**
	Width [mm]		
AP AST1+5 KRG	3	20	**0266420000**
TW SAKS2 HP/DBR/2	2	20	**0607000000**
TSCH 1	2	100	**0319160000**
PS 2.3 RT		20	**0180400000**
STB 14/D5/2.3/M3 SAK2.5		50	**0168600000**
IH 2.8 DB		100	**0386060000**
IH 6.3 WEM GE		100	**0386260000**

DEK 6,5

SAK 4 S — 4 mm²



6.5 x 40 x 51.5
20 / 6
0.13 ... 6

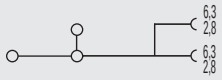

IEC 60947-7-1 / IEC 61210

IEC	UL	CSA	EN 50019
500	300	300	
20	13	13	
4	AWG 26... 12	AWG 26... 12	
	6 / 3		
	A4 / 5VA		

Rated connection	Additional connection
0.33...6 / 1.5...4	
0.5...4 / 0.5...4	
0.5...1.0 (M 3)	
12 / 3.5 x 0.6	

For tab connection use a insulated sleeve.

Type	Qty.	Order No.
SAK 4 S 6.3/2.8/KRG	100	**0401220000**
SAK 4 S 6.3 KRG	100	**0479520000**

Type	Current [A]	Qty.	Order No.
QL 2 SAK4	32	100	**0130600000**
QL 3 SAK4	32	100	**0130700000**
QL 4 SAK4	32	50	**0130800000**
QL 10 SAK4	32	20	**0338200000**
	Width [mm]		
AP SAK4-10 KRG	1.5	20	**0117920000**
TW SAK4-10 KRG	2.5	20	**0130120000**
IH 2.8 DB		100	**0386060000**
IH 6.3 WEM GE		100	**0386260000**

DEK 6,5

Modular terminals with screwless connections

with push-on connection TS 32 / KrG

SAK 4 SS — **4 mm²**



When using ATEX certified components in hazardous area applications the installation instructions and the rated data for accessories in the technical appendix must be considered.

Width/Length/Height with TS32	mm	**6.5** x 40 x 51.5 **20**
Max. current / max. cond. cross-section	A/mm²	
Max. clamping range	mm²	

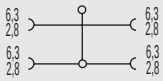

Technical data

IEC 60947-7-1 / IEC 61210

Rated data	IEC	UL	CSA	EN 50019
Rated voltage (V)	500	600	300	
Rated current (A)	20	13	13	
Rated cross-section (mm²)	4	AWG 18… 14	AWG 18… 14	
Rated impulse voltage / Pollution severity (kV/-)		6 / 3		
Plug gauge IEC 60-947-1 / flammability class acc. UL 94		/ 5VA		
Approvals				

Clampable conductors (H05V/H07V)		Rated connection	Additional connection
Solid / stranded	mm²		
Flexible / flexible w. wire end ferrule	mm²		
Tightening torque range (clamping screw)	Nm		
Stripping length / blade size	mm / -		
2 clampable conductors of equal cross-section			
Solid / stranded	mm²		
Flexible / flexible w. wire end ferrule	mm²		

Information

For tab connection use a insulated sleeve.

Order data

Version	Type	Qty.	Order No.
slotted	SAK 4 SS 6.3/2.8 KRG	100	**0479620000**
Unslotted	SAK 4 SS 6.3/KRG	100	**0352920000**
slotted blue	SAK 4 SS 6.3/2.8 KRG/BL	100	**0479670000**
Unslotted blue	SAK 4 SS 6.3 KRG/BL	100	**0352970000**

Information

Accessories

Cross-connection	Type	Current [A]	Qty.	Order No.
2-pole	QL 2 SAK4	32	100	**0130600000**
3-pole	QL 3 SAK4	32	100	**0130700000**
4-pole	QL 4 SAK4	32	50	**0130800000**
(Q) 10-pole	QL 10 SAK4	32	20	**0338200000**
Plug adapter				
2-pole				
3-pole				
4-pole				
5-polig				
8-pole				
End plate / partition		**Width [mm]**		
End plate	AP SAK4-10 KRG	1.5	20	**0117920000**
Partition	TW SAK4-10 KRG	2.5	20	**0130120000**
Partition disc				
Testing/Checking				
for testing PS				
wired terminal strips StB				
Insulating sleeve				
2,8	IH 2.8 DB		100	**0386060000**
6,3	IH 6.3 WEM GE		100	**0386260000**

Marking systems

DEK 6,5

For detailed information on other accessories and applications see “Accessories”

Modular terminals with screwless connections

with Termi-Point/Wire-Wrap connection
TS 32 / KrG

When using ATEX certified components in hazardous area applications the installation instructions and the rated data for accessories in the technical appendix must be considered.

	SAK 2.5 T 1x1	2.5 mm²	SAK 2.5 T 0.8x1.6	2.5 mm²
				
Width/Length/Height with TS32 mm	**6** x 36.5 x 67		**6** x 36.5 x 67	
Max. current / max. cond. cross-section A/mm²	**8 / 6**	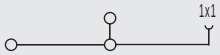	**8 / 6**	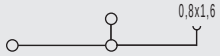
Max. clamping range mm²	**0.5 ... 6**		**0.33 ... 6**	

Technical data

		IEC 60947-7-1 / VDE 41611-4				IEC 60947-7-1 / VDE 41611-4			
Rated data		**IEC**	**UL**	**CSA**	**EN 50019**	**IEC**	**UL**	**CSA**	**EN 50019**
Rated voltage	V	250		300		250		300	
Rated current	A	8		10		8		10	
Rated cross-section	mm²	2.5		AWG 22… 12		2.5		AWG 22… 12	
Rated impulse voltage / Pollution severity	kV/-			4 / 3				4 / 3	
Plug gauge IEC 60-947-1 / flammability class acc. UL 94				A3 / 5VA				A3 / 5VA	
Approvals									
Clampable conductors (H05V/H07V)		**Rated connection**		**Additional connection**		**Rated connection**		**Additional connection**	
Solid / stranded	mm²	0.5…6 / 0.5…2.5				0.5…6 / 0.5…2.5			
Flexible / flexible w. wire end ferrule	mm²	0.5…4 / 0.5…2.5				0.5…4 / 0.5…2.5			
Tightening torque range (clamping screw)	Nm	0.4…0.7 (M 2.5)				0.4…0.7 (M 2.5)			
Stripping length / blade size	mm / -	12 / 3.5 x 0.6				12 / 3.5 x 0.6			
2 clampable conductors of equal cross-section									
Solid / stranded	mm²								
Flexible / flexible w. wire end ferrule	mm²								
Information									

Order data

Version	**Type**	**Qty.**	**Order No.**	**Type**	**Qty.**	**Order No.**
right	SAK 2.5 SW 1X1/KRG	100	**0108520000**			
horizontal right				SAK 2.5 ST WA 1.6/KRG	100	**0485920000**
vertical right						
2 x vertical						
left						
vertical left				SAK 2.5 TS SE 1.6/KRG	100	**0478820000**
Information						

Accessories

Cross-connection output-side (screwable)	**Type**	**Current [A]**	**Qty.**	**Order No.**	**Type**	**Current [A]**	**Qty.**	**Order No.**
2-pole	Q 2 SAK2.5	41	50	**0337000000**	Q 2 SAK2.5	41	50	**0337000000**
3-pole	Q 3 SAK2.5	41	50	**0337100000**	Q 3 SAK2.5	41	50	**0337100000**
4-pole	Q 4 SAK2.5	41	50	**0337200000**	Q 4 SAK2.5	41	50	**0337200000**
(Q) 10-pole	Q 10 SAK2.5	41	20	**0368700000**	Q 10 SAK2.5	41	20	**0368700000**
End plate / partition								
End plate	AP SAK2.5	1.5	20	**0279560000**	AP SAK2.5 KRG	1.5	20	**0279520000**
End plate blue								
Partition	TW SAK2.5	2.5	20	**0302860000**	TW SAK2.5 KRG	2.5	20	**0302820000**
Partition								
Partition disc	TSCH 1	2	100	**0319160000**	TSCH 1	2	100	**0319160000**
External cross-connection		**Width [mm]**				**Width [mm]**		
2-pole								
3-pole								
4-pole								
Cover								
Cover								
Plombierschraube								
Testing/Checking								
for testing PS	PS 2.3 RT		20	**0180400000**	PS 2.3 RT		20	**0180400000**
wired terminal strips StB	STB 8.5/5/2.3/M3 SAK2.5		50	**0280600000**	STB 8.5/5/2.3/M3 SAK2.5		50	**0280600000**
Marking systems								
	DEK 6				DEK 6			
For detailed information on other accessories and applications see “Accessories”								

Modular terminals with screwless connections

with Termi-Point/Wire-Wrap connection
TS 32 / KrG

SAK 2.5 T / TT 0.8x2.4 — **2.5 mm²**



When using ATEX certified components in hazardous area applications the installation instructions and the rated data for accessories in the technical appendix must be considered.

Width/Length/Height with TS32	mm	**6** x 36.5 x 67
Max. current / max. cond. cross-section	A/mm²	**8 / 6**
Max. clamping range	mm²	**0.33 ... 6**

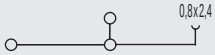

Technical data

IEC 60947-7-1 / VDE 41611-4

Rated data		IEC	UL	CSA	EN 50019
Rated voltage	V	250		300	
Rated current	A	8		10	
Rated cross-section	mm²	2.5		AWG 22… 12	
Rated impulse voltage / Pollution severity	kV/-			4 / 3	
Plug gauge IEC 60-947-1 / flammability class acc. UL 94				A3 / 5VA	
Approvals					

Clampable conductors (H05V/H07V)		Rated connection	Additional connection
Solid / stranded	mm²	0.5…6 / 0.5…2.5	
Flexible / flexible w. wire end ferrule	mm²	0.5…4 / 0.5…2.5	
Tightening torque range (clamping screw)	Nm	0.4…0.7 (M 2.5)	
Stripping length / blade size	mm / -	12 / 3.5 x 0.6	
2 clampable conductors of equal cross-section			
Solid / stranded	mm²		
Flexible / flexible w. wire end ferrule	mm²		

Information

Order data

Version	Type	Qty.	Order No.
right			
horizontal right	SAK 2.5 ST WA 2.4	100	**0687020000**
vertical right			
2 x vertical	SAK 2.5 TT SE 2.4/KRG	100	**0485020000**
left			
vertical left	SAK 2.5 TS SE 2.4/KRG	100	**0371020000**

Information

Accessories

Cross-connection output-side (screwable)	Type	Current [A]	Qty.	Order No.
2-pole	Q 2 SAK2.5	41	50	**0337000000**
3-pole	Q 3 SAK2.5	41	50	**0337100000**
4-pole	Q 4 SAK2.5	41	50	**0337200000**
(Q) 10-pole	Q 10 SAK2.5	41	20	**0368700000**
End plate / partition				
End plate	AP SAK2.5 KRG	1.5	20	**0279520000**
End plate blue				
Partition	TW SAK2.5 KRG	2.5	20	**0302820000**
Partition				
Partition disc	TSCH 1	2	100	**0319160000**
External cross-connection		**Width [mm]**		
2-pole				
3-pole				
4-pole				
Cover				
Cover				
Plombierschraube				
Testing/Checking				
for testing PS	PS 2.3 RT		20	**0180400000**
wired terminal strips StB	STB 8.5/5/2.3/M3 SAK2.5		50	**0280600000**
Marking systems				
	DEK 6			

For detailed information on other accessories and applications see “Accessories”

Modular terminals with screwless connections

with solder connection TS 32 / KrG

When using ATEX certified components in hazardous area applications the installation instructions and the rated data for accessories in the technical appendix must be considered.

		SAK 2.5 LS	SAK 2.5 L
		2.5 mm²	2.5 mm²
		with screen shield	
			
Width/Length/Height with TS32	mm	**6** x 60 x 46.5	**6** x 44 x 46.5
Max. current / max. cond. cross-section	A/mm²	**32 / 6**	**17.5 / 6**
Max. clamping range	mm²	**0.33 ... 6**	**0.33 ... 6**

Technical data

		SAK 2.5 LS	SAK 2.5 L
Rated data		IEC 60947-7-1	IEC 60947-7-1 / IEC 60068-2-20
		IEC / UL / CSA / EN 50019	IEC / UL / CSA / EN 50019
Rated voltage	V	250 / 300	250 / 300
Rated current	A	24 / 10	17.5 / 10
Rated cross-section	mm²	2.5 / AWG 22…12	2.5 / AWG 22…12
Rated impulse voltage / Pollution severity	kV/-	4 / 3	4 / 3
Plug gauge IEC 60-947-1 / flammability class acc. UL 94		A3 / 5VA	A3 / 5VA
Approvals			
Clampable conductors (H05V/H07V)		Rated connection / Additional connection	Rated connection / Additional connection
Solid / stranded	mm²	0.5…6 / 0.5…2.5	0.5…6 / 0.5…2.5
Flexible / flexible w. wire end ferrule	mm²	0.5…4 / 0.5…2.5	0.5…4 / 0.5…2.5
Tightening torque range (clamping screw)	Nm	0.4…0.7 (M 2.5)	0.4…0.7 (M 2.5)
Stripping length / blade size	mm / -	12 / 3.5 x 0.6	12 / 3.5 x 0.6
2 clampable conductors of equal cross-section			
Solid / stranded	mm²		
Flexible / flexible w. wire end ferrule	mm²		
Information			

Order data

		SAK 2.5 LS			SAK 2.5 L		
Version		**Type**	**Qty.**	**Order No.**	**Type**	**Qty.**	**Order No.**
	yellow	SAK 2.5+LS KRG	100	**0309120000**	SAK 2.5 SL KRG	100	**0351420000**
	blue				SAK 2.5 SL KRG/BL	100	**0351470000**
Information							

Accessories

		SAK 2.5 LS				SAK 2.5 L			
Cross-connection, screwable		**Type**	**Current [A]**	**Qty.**	**Order No.**	**Type**	**Current [A]**	**Qty.**	**Order No.**
	2-pole	Q 2 SAK2.5	41	50	**0337000000**	Q 2 SAK2.5	41	50	**0337000000**
	3-pole	Q 3 SAK2.5	41	50	**0337100000**	Q 3 SAK2.5	41	50	**0337100000**
	4-pole	Q 4 SAK2.5	41	50	**0337200000**	Q 4 SAK2.5	41	50	**0337200000**
(Q)	10-pole	Q 10 SAK2.5	41	20	**0368700000**	Q 10 SAK2.5	41	20	**0368700000**
	Connecting sleeve								
	Fixing screw								
	Fuse cartridges								
Cross-connection saddle									
	Cross-connection saddle								
	Connecting sleeve								
	Fixing screw								
Socket / Test plug									
	Socket					STB 8.5/5/2.3/M3 SAK2.5		50	**0280600000**
	Test plug					PS 2.3 RT		20	**0180400000**
End plate		**Width [mm]**				**Width [mm]**			
	yellow	AP SAK2.5L KRG	1.5	20	**0309220000**	AP SAK2.5L KRG	1.5	20	**0309220000**
	blue	AP SAK2.5L KRG BL	1.5	20	**0309270000**	AP SAK2.5L KRG BL	1.5	20	**0309270000**
Partition / Partition disc		**Width [mm]**				**Width [mm]**			
	dark brown	TW SAKS2 HP/DBR/2	2	20	**0607000000**	TW SAKS2 HP/DBR/2	2	20	**0607000000**
	for tropical applications	TW SAK2.5 HP/TF/GE/1	1	20	**0297100000**				
	Partition disc	TSCH 1	2	100	**0319160000**	TSCH 1	2	100	**0319160000**
Cover / fixing screw (plastic)									
	Cover	AD 4 AKZ4		50	**0303400000**	AD 4 AKZ4		50	**0303400000**
	Fixing screw (plastic)	BFSC M3X22 PA/RT		100	**0128900000**	BFSC M3X22 PA/RT		100	**0128900000**
Marking systems									
		DEK 6				DEK 6			
Detailed information on all versions in chapter accessories.									

Modular terminals with screwless connections

with solder connection TS 32 / KrG

When using ATEX certified components in hazardous area applications the installation instructions and the rated data for accessories in the technical appendix must be considered.

		SAK 2.5 LL	1.5 mm²	SAKR LL mit STB 6	1.5 mm²
		solder connection both sides			
Width/Length/Height with TS32	mm	**6** x 54 x 46.5		**6.5** x 58 x 40.5	
Max. current / max. cond. cross-section	A/mm²	**17.5 / 3.3**	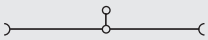	**10 / 1.5**	
Max. clamping range	mm²	**0.13 ... 3.3**		**0.5 ... 1.5**	

Technical data

		SAK 2.5 LL	SAKR LL mit STB 6
Rated data		IEC 60947-7-1 / IEC 60068-2-20	IEC 60947-7-1 / IEC 60068-2-20 / VDE 0100-537
		IEC / UL / CSA / EN 50019	**IEC / UL / CSA / EN 50019**
Rated voltage	V	250 / 300	250 / 300
Rated current	A	17.5 / 10	10 / 10
Rated cross-section	mm²	1.5 / AWG 26…12	1.5 / AWG 22…12
Rated impulse voltage / Pollution severity	kV/-	4 / 3	4 / 3
Plug gauge IEC 60-947-1 / flammability class acc. UL 94		/ 5VA	/ 5VA
Approvals			
Clampable conductors (H05V/H07V)		**Rated connection / Additional connection**	**Rated connection / Additional connection**
Solid / stranded	mm²		
Flexible / flexible w. wire end ferrule	mm²		
Tightening torque range (clamping screw)	Nm		
Stripping length / blade size	mm / -		
2 clampable conductors of equal cross-section			
Solid / stranded	mm²		
Flexible / flexible w. wire end ferrule	mm²		
Information			Tightening torque for the test sockets 0.5 … 0.7 Nm

Order data

Version	SAK 2.5 LL			SAKR LL mit STB 6		
	Type	**Qty.**	**Order No.**	**Type**	**Qty.**	**Order No.**
yellow	SAK 2.5 LL KRG	100	**0323620000**	SAKR LL 2STB/KRG	100	**0294220000**
blue	SAK 2.5 LL KRG/BL	100	**0323670000**			
Information						

Accessories

Cross-connection, screwable	SAK 2.5 LL				SAKR LL mit STB 6			
	Type	**Current [A]**	**Qty.**	**Order No.**	**Type**	**Current [A]**	**Qty.**	**Order No.**
2-pole	Q 2 SAK2.5	41	50	**0337000000**				
3-pole	Q 3 SAK2.5	41	50	**0337100000**				
4-pole	Q 4 SAK2.5	41	50	**0337200000**				
(Q) 10-pole	Q 10 SAK2.5	41	20	**0368700000**				
Connecting sleeve								
Fixing screw								
Fuse cartridges								
Cross-connection saddle								
Cross-connection saddle								
Connecting sleeve								
Fixing screw								
Socket / Test plug								
Socket	STB 8.5/5/2.3/M3 SAK2.5		50	**0280600000**				
Test plug	PS 2.3 RT		20	**0180400000**	PS 2.3 RT		20	**0180400000**
End plate	**Width [mm]**				**Width [mm]**			
yellow	AP SAK2.5L KRG	1.5	20	**0309220000**	AP SAKR BE	1.5	20	**0211360000**
blue	AP SAK2.5L KRG BL	1.5	20	**0309270000**	AP SAKR BL	1.5	20	**0211380000**
Partition / Partition disc	**Width [mm]**				**Width [mm]**			
dark brown					TW AST1/PA HP/DBR/0.5	0.5	20	**0474700000**
for tropical applications	TW SAK2.5 HP/TF/GE/1	1	20	**0297100000**				
Partition disc	TSCH 1	2	100	**0319160000**				
Cover / fixing screw (plastic)								
Cover	AD 4 AKZ4		50	**0303400000**				
Fixing screw (plastic)	BFSC M3X22 PA/RT		100	**0128900000**				
Marking systems								
	DEK 6				DEK 6,5			
Detailed information on all versions in chapter accessories.								

Bolt-type screw terminal - SAKG

TS 32 / KRG | **SAKG 28 I** | **35 mm²**

When using ATEX certified components in hazardous area applications the installation instructions and the rated data for accessories in the technical appendix must be considered.

Width/Length/Height with TS32	mm	**28** x 70 x 63.5
Max. current / max. cond. cross-section	A/mm²	**150 / 50**
Max. clamping range	mm²	**6 ... 50**

Technical data

Rated data		
Rated voltage	V	1000
Rated current	A	125
Rated cross-section	mm²	35
Rated impulse voltage / Pollution severity	kV/-	8 / 3
Plug gauge IEC 60-947-1 / flammability class acc. UL 94		B9 / 5VA
Approvals		

IEC 60947-7-1

IEC	UL	CSA	EN 50019
1000	600	600	
125	95	110	
35	AWG 6…2	AWG 6…1	

Clampable conductors (H05V/H07V)		**Rated connection**	**Additional connection**
Solid / stranded	mm²	6…16 / 6…50	
Flexible / flexible w. wire end ferrule	mm²	10…35 / 6…35	
Tightening torque range (clamping screw)	Nm	4.0…6.0 (M 6)	
Stripping length / blade size	mm / -	15	
2 clampable conductors of equal cross-section			
Solid / stranded	mm²		
Flexible / flexible w. wire end ferrule	mm²		

Information

Order data

Version	**Type**	**Qty.**	**Order No.**
yellow	SAKG 28 I	10	**0170020000**
blue			

Information

Accessories

Cross-connection, screwable	**Type**	**Current [A]**	**Qty.**	**Order No.**
2-pole	QL 2 SAKG28		10	**0551200000**
3-pole	QL 3 SAKG28		5	**0407600000**
4-pole	QL 4 SAKG28		5	**0407700000**
(Q) 10-pole				
Connecting sleeve				
Fixing screw				
Fuse cartridges				
Cross-connection saddle				
Cross-connection saddle				
Connecting sleeve				
Fixing screw				
Socket / Test plug				
Socket				
Test plug				
End plate		**Width [mm]**		
dark brown	EP 1 SAKG28/32 HP/DBR	2	10	**0205100000**
for tropical applications	EP 1 SAKG28/32 HP/TF/GE	2	10	**0205200000**
Partition / Partition disc		**Width [mm]**		
dark brown	TW SAKG28 HP/DBR/2	2	10	**0151400000**
for tropical applications	TW SAKG28 HP/TF/GE/2	2	10	**0164600000**
Partition disc				
Cover / fixing screw (plastic)				
Cover	AH 28 SAKG28		5	**0326660000**
Fixing screw (plastic)				
Marking systems				
	DEK 5			

Detailed information on all versions in chapter accessories.

The Weidmüller SAKG range offers the following connection variants:

- clamping yoke/flat lug as a combination, Version I.
- flat lug, Version II.
  Two types of threading are provided here.
  a) screw set with lock nut
  b) with thread in busbar
- clamping yoke connection, Version III. The stripped conductor can be connected without further preparation.

Versions

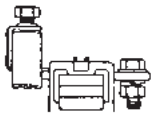

Version I

Version II
without thread

Version II G
with thread

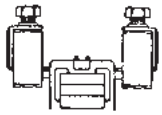

Version III

Cables with cable lugs are connected to SAKG terminals of Version I and to SS stud terminals.

Fitting instructions for SAKG terminals

When tightening the clamping screw, it is recommended that the conductor be held against the direction of tightening to prevent deformation of the mounting rail and so as not to place the terminal foot under undue torsional forces.

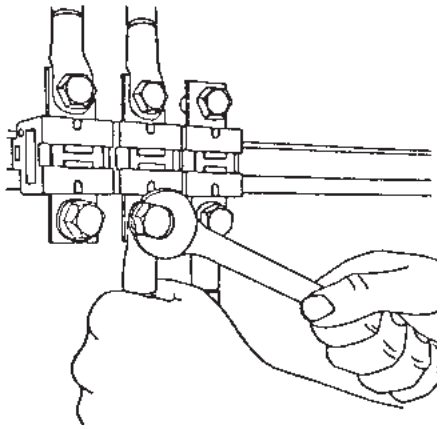

Cover

To ensure shock protection following connections of **conductors, AH** covers can be clipped onto the terminal.

Bolt-type screw terminal - SAKG

TS 32 / KRG

When using ATEX certified components in hazardous area applications the installation instructions and the rated data for accessories in the technical appendix must be considered.

Width/Length/Height with TS32	mm
Max. current / max. cond. cross-section	A/mm²
Max. clamping range	mm²

SAKG 28 II — 35 mm²

28 x 70 x 53	
150 / 50	
6 ... 50	

Technical data

IEC 60947-7-1

Rated data	IEC	UL	CSA	EN 50019
Rated voltage (V)	1000	600	600	
Rated current (A)	125	115	110	
Rated cross-section (mm²)	35	AWG 6…2	AWG 6…1	
Rated impulse voltage / Pollution severity (kV/-)		8 / 3		
Plug gauge IEC 60-947-1 / flammability class acc. UL 94		/ 5VA		
Approvals				

Clampable conductors (H05V/H07V)	Rated connection	Additional connection
Solid / stranded (mm²)		
Flexible / flexible w. wire end ferrule (mm²)		
Tightening torque range (clamping screw) (Nm)	3.0…6.0 (M 6)	
Stripping length / blade size (mm / -)		
2 clampable conductors of equal cross-section		
Solid / stranded (mm²)		
Flexible / flexible w. wire end ferrule (mm²)		

Information

Order data

Version	Type	Qty.	Order No.
yellow	SAKG 28 II	10	**0170320000**
blue			

Information

Accessories

Cross-connection, screwable	Type	Current [A]	Qty.	Order No.
2-pole	QL 2 SAKG28		10	**0551200000**
3-pole	QL 3 SAKG28		5	**0407600000**
4-pole	QL 4 SAKG28		5	**0407700000**
(Q) 10-pole				
Connecting sleeve				
Fixing screw				
Fuse cartridges				
Cross-connection saddle				
Cross-connection saddle				
Connecting sleeve				
Fixing screw				
Socket / Test plug				
Socket				
Test plug				
End plate		Width [mm]		
dark brown	EP 1 SAKG28/32 HP/DBR	2	10	**0205100000**
for tropical applications	EP 1 SAKG28/32 HP/TF/GE	2	10	**0205200000**
Partition / Partition disc		Width [mm]		
dark brown	TW SAKG28 HP/DBR/2	2	10	**0151400000**
for tropical applications	TW SAKG28 HP/TF/GE/2	2	10	**0164600000**
Partition disc				
Cover / fixing screw (plastic)				
Cover	AH 28 SAKG28		5	**0326660000**
Fixing screw (plastic)				
Marking systems				
	DEK 5			

Detailed information on all versions in chapter accessories.

SAKG 28 II G — 35 mm²

28 x 70 x 51.4	
150 / 50	
6 ... 50	

Technical data

IEC 60947-7-1

Rated data	IEC	UL	CSA	EN 50019
Rated voltage (V)	1000		600	
Rated current (A)	125		110	
Rated cross-section (mm²)	35		AWG 6…1	
Rated impulse voltage / Pollution severity (kV/-)			8	
Plug gauge IEC 60-947-1 / flammability class acc. UL 94			/ 5VA	
Approvals				

Clampable conductors (H05V/H07V)	Rated connection	Additional connection
Solid / stranded (mm²)		
Flexible / flexible w. wire end ferrule (mm²)		
Tightening torque range (clamping screw) (Nm)	3.0…6.0 (M 6)	
Stripping length / blade size (mm / -)		
2 clampable conductors of equal cross-section		
Solid / stranded (mm²)		
Flexible / flexible w. wire end ferrule (mm²)		

Information

Order data

Version	Type	Qty.	Order No.
yellow	SAKG 28 II/GW	10	**0185020000**
blue			

Information

Accessories

Cross-connection, screwable	Type	Current [A]	Qty.	Order No.
2-pole	QL 2 SAKG28		10	**0551200000**
3-pole	QL 3 SAKG28		5	**0407600000**
4-pole	QL 4 SAKG28		5	**0407700000**
(Q) 10-pole				
Connecting sleeve				
Fixing screw				
Fuse cartridges				
Cross-connection saddle				
Cross-connection saddle				
Connecting sleeve				
Fixing screw				
Socket / Test plug				
Socket				
Test plug				
End plate		Width [mm]		
dark brown	EP 1 SAKG28/32 HP/DBR	2	10	**0205100000**
for tropical applications	EP 1 SAKG28/32 HP/TF/GE	2	10	**0205200000**
Partition / Partition disc		Width [mm]		
dark brown	TW SAKG28 HP/DBR/2	2	10	**0151400000**
for tropical applications	TW SAKG28 HP/TF/GE/2	2	10	**0164600000**
Partition disc				
Cover / fixing screw (plastic)				
Cover	AH 28 SAKG28		5	**0326660000**
Fixing screw (plastic)				
Marking systems				
	DEK 5			

Bolt-type screw terminal - SAKG

TS 32 / KRG

When using ATEX certified components in hazardous area applications the installation instructions and the rated data for accessories in the technical appendix must be considered.

Width/Length/Height with TS32	mm
Max. current / max. cond. cross-section	A/mm²
Max. clamping range	mm²

SAKG 28 III — 35 mm²



28 x 70 x 63.5
150 / 50
6 ... 50

SAKG 32 I — 50 mm²



32 x 87 x 84
192 / 70
10 ... 70

Technical data

Rated data		SAKG 28 III	SAKG 32 I
Rated voltage	V	IEC 60947-7-1	IEC 60947-7-1
Rated current	A		
Rated cross-section	mm²		
Rated impulse voltage / Pollution severity	kV/-		
Plug gauge IEC 60-947-1 / flammability class acc. UL 94			
Approvals			

	SAKG 28 III	SAKG 32 I
IEC	1000	1000
UL	600	600
CSA	600	600
EN 50019		
Rated current	125	150
Rated cross-section	95	165
Rated impulse voltage / Pollution severity	135	170
Plug gauge IEC 60-947-1 / flammability class acc. UL 94	35	50
Approvals	AWG 6…2	AWG 6…3/0
	AWG 8…2	AWG 1…2/0
	8 / 3	8 / 3
	B9 / 5VA	B11 / 5VA

Clampable conductors (H05V/H07V)		SAKG 28 III	SAKG 32 I
Solid / stranded	mm²	6…16 / 6…50	10…16 / 10…70
Flexible / flexible w. wire end ferrule	mm²	10…35 / 6…35	10…70 / 10…35
Tightening torque range (clamping screw)	Nm	4.0…6.0 (M 6)	6.0…12 (M 8)
Stripping length / blade size	mm / -	15	26
2 clampable conductors of equal cross-section			
Solid / stranded	mm²		
Flexible / flexible w. wire end ferrule	mm²		

Rated connection	Additional connection	SAKG 28 III	SAKG 32 I
		6…16 / 6…50	10…16 / 10…70
		10…35 / 6…35	10…70 / 10…35
		4.0…6.0 (M 6)	6.0…12 (M 8)
		15	26

Information

Order data

Version	SAKG 28 III Type	Qty.	Order No.	SAKG 32 I Type	Qty.	Order No.
yellow	SAKG 28 III	10	**0170820000**	SAKG 32 I	10	**0286620000**
blue						

Information

Accessories

Cross-connection, screwable	SAKG 28 III Type	Current [A]	Qty.	Order No.	SAKG 32 I Type	Current [A]	Qty.	Order No.
2-pole					QL 2 SAKG32+70	150	5	**0194000000**
3-pole					QL 3 SAKG32+70	150	5	**0441500000**
4-pole					QL 4 SAKG32+70	150	5	**0441600000**
(Q) 10-pole								
Connecting sleeve								
Fixing screw								
Fuse cartridges								
Cross-connection saddle								
Cross-connection saddle								
Connecting sleeve								
Fixing screw								
Socket / Test plug								
Socket								
Test plug								
End plate		Width [mm]				Width [mm]		
dark brown	EP 1 SAKG28/32 HP/DBR	2	10	**0205100000**	EP 2 SAKG46/32 HP/DBR	2	10	**0205300000**
for tropical applications	EP 1 SAKG28/32 HP/TF/GE	2	10	**0205200000**	EP 2 SAKG46/32 HP/TF/GE	2	10	**0205400000**
Partition / Partition disc		Width [mm]				Width [mm]		
dark brown	TW SAKG28 HP/DBR/2	2	10	**0151400000**	TW SAKG46 HP/DBR/2	2	10	**0177100000**
for tropical applications	TW SAKG28 HP/TF/GE/2	2	10	**0164600000**	TW SAKG46 HP/TF/GE/2	2	10	**0179900000**
Partition disc								
Cover / fixing screw (plastic)								
Cover	AH 28 SAKG28		5	**0326660000**	AH 32 SAKG32		5	**0326760000**
Fixing screw (plastic)								
Marking systems								
	DEK 5				DEK 5			

Detailed information on all versions in chapter accessories.

Bolt-type screw terminal - SAKG

SAKG 32 II — 50 mm²

32 x 80 x 53
192 / 70
10 ... 70

IEC 60947-7-1

IEC	UL	CSA	EN 50019
1000	600	600	
150	200	170	
50	AWG 6…3/0	AWG 1…2/0	
	8 / 3		
	/ 5VA		

Rated connection	Additional connection
6.0…12 (M 8)	

Type	Qty.	Order No.
SAKG 32 II	10	**0170420000**

Type	Current [A]	Qty.	Order No.
QL 2 SAKG32+70	150	5	**0194000000**
QL 3 SAKG32+70	150	5	**0441500000**
QL 4 SAKG32+70	150	5	**0441600000**
Width [mm]			
EP 1 SAKG28/32 HP/DBR	2	10	**0205100000**
EP 1 SAKG28/32 HP/TF/GE	2	10	**0205200000**
Width [mm]			
TW SAKG46 HP/DBR/2	2	10	**0177100000**
TW SAKG46 HP/TF/GE/2	2	10	**0179900000**
AH 32 SAKG32		5	**0326760000**

DEK 5

SAKG 32 II G — 50 mm²

32 x 80 x 53
192 / 70
10 ... 70

IEC 60947-7-1

IEC	UL	CSA	EN 50019
1000	600	600	
150	200	170	
50	AWG 6…3/0	AWG 1…2/0	
	8 / 3		
	/ 5VA		

Rated connection	Additional connection
6.0…12 (M 8)	

Type	Qty.	Order No.
SAKG 32 II/GW	10	**0185120000**

Type	Current [A]	Qty.	Order No.
QL 2 SAKG32+70	150	5	**0194000000**
QL 3 SAKG32+70	150	5	**0441500000**
QL 4 SAKG32+70	150	5	**0441600000**
Width [mm]			
EP 1 SAKG32/35 HP/DBR	2	10	**0180500000**
EP 1 SAKG32/35 HP/TF/GE	2	10	**0180600000**
Width [mm]			
TW SAKG28 HP/DBR/2	2	10	**0151400000**
TW SAKG28 HP/TF/GE/2	2	10	**0164600000**
AH 32 SAKG32		5	**0326760000**

DEK 5

SAKG 32 III — 50 mm²



32 x 94 x 84.5
192 / 70
10 ... 70

IEC 60947-7-1

IEC	UL	CSA	EN 50019
1000	600	600	
150	165	185	
50	AWG 6…3/0	AWG 1…2/0	
	8 / 3		
	B11 / 5VA		

Rated connection	Additional connection
10…16 / 10…70	
10…70 / 10…35	
6.0…12 (M 8)	
26	

Type	Qty.	Order No.
SAKG 32 III	10	**0286720000**

Type	Current [A]	Qty.	Order No.
Width [mm]			
EP 2 SAKG46/32 HP/DBR	2	10	**0205300000**
EP 2 SAKG46/32 HP/TF/GE	2	10	**0205400000**
Width [mm]			
TW SAKG46 HP/DBR/2	2	10	**0177100000**
TW SAKG46 HP/TF/GE/2	2	10	**0179900000**
AH 32 SAKG32		5	**0326760000**

DEK 5

Bolt-type screw terminal - SAKG

TS 32 / KRG

When using ATEX certified components in hazardous area applications the installation instructions and the rated data for accessories in the technical appendix must be considered.

Width/Length/Height with TS32	mm
Max. current / max. cond. cross-section	A/mm²
Max. clamping range	mm²

SAKG 70 II G — 70 mm²

32 x 84 x 51.4	
192 / 95	
16 ... 95	

Technical data

IEC 60947-7-1

IEC	UL	CSA	EN 50019
1000		600	
192		200	
70		AWG 2/0…4/0	
		8 / 3	
		/ 5VA	

Rated data	
Rated voltage	V
Rated current	A
Rated cross-section	mm²
Rated impulse voltage / Pollution severity	kV/-
Plug gauge IEC 60-947-1 / flammability class acc. UL 94	
Approvals	

Rated connection	Additional connection
10…16 / 10…95	
10…95	
6.0…12 (M 8)	

Clampable conductors (H05V/H07V)	
Solid / stranded	mm²
Flexible / flexible w. wire end ferrule	mm²
Tightening torque range (clamping screw)	Nm
Stripping length / blade size	mm / -

2 clampable conductors of equal cross-section	
Solid / stranded	mm²
Flexible / flexible w. wire end ferrule	mm²

Information

Order data

Version	Type	Qty.	Order No.
yellow	SAKG 70 II/GW	10	**0150420000**
blue			

Information

Accessories

Cross-connection, screwable	Type	Current [A]	Qty.	Order No.
2-pole	QL 2 SAKG32+70	150	5	**0194000000**
3-pole	QL 3 SAKG32+70	150	5	**0441500000**
4-pole	QL 4 SAKG32+70	150	5	**0441600000**
(Q) 10-pole				
Connecting sleeve				
Fixing screw				
Fuse cartridges				
Cross-connection saddle				
Cross-connection saddle				
Connecting sleeve				
Fixing screw				
Socket / Test plug				
Socket				
Test plug				
End plate	**Width [mm]**			
dark brown	EP 1 SAKG28/32 HP/DBR	2	10	**0205100000**
for tropical applications	EP 1 SAKG28/32 HP/TF/GE	2	10	**0205200000**
Partition / Partition disc	**Width [mm]**			
dark brown	TW SAKG28 HP/DBR/2	2	10	**0151400000**
for tropical applications	TW SAKG28 HP/TF/GE/2	2	10	**0164600000**
Partition disc				
Cover / fixing screw (plastic)				
Cover	AH 32 SAKG32		5	**0326760000**
Fixing screw (plastic)				
Marking systems				
	DEK 5			

Detailed information on all versions in chapter accessories.

SAKG 40 I — 95 mm²



40 x 94 x 84.5	
232 / 95	
10 ... 95	

Technical data

IEC 60947-7-1

IEC	UL	CSA	EN 50019
1000	600	600	
232	195	250	
95	…4/0	AWG 2/0…4/0	
		8 / 3	
		B12 / 5VA	

Rated data	
Rated voltage	V
Rated current	A
Rated cross-section	mm²
Rated impulse voltage / Pollution severity	kV/-
Plug gauge IEC 60-947-1 / flammability class acc. UL 94	
Approvals	

Rated connection	Additional connection
10…16 / 10…95	
10…95 / 10…35	
10…20 (M 10)	
25	

Clampable conductors (H05V/H07V)	
Solid / stranded	mm²
Flexible / flexible w. wire end ferrule	mm²
Tightening torque range (clamping screw)	Nm
Stripping length / blade size	mm / -

2 clampable conductors of equal cross-section	
Solid / stranded	mm²
Flexible / flexible w. wire end ferrule	mm²

Information

Order data

Type	Qty.	Order No.
SAKG 40 I	10	**0286820000**

Accessories

Type	Current [A]	Qty.	Order No.
QL 2 SAKG40	232	5	**0194100000**
QL 3 SAKG40	232	5	**0263500000**
QL 4 SAKG40	232	5	**0409800000**
Width [mm]			
EP 2 SAKG46/32 HP/DBR	2	10	**0205300000**
EP 2 SAKG46/32 HP/TF/GE	2	10	**0205400000**
Width [mm]			
TW SAKG46 HP/DBR/2	2	10	**0177100000**
TW SAKG46 HP/TF/GE/2	2	10	**0179900000**
AH 40 SAKG40		5	**0326860000**
DEK 5			

Bolt-type screw terminal - SAKG

SAKG 40 II — 95 mm²

40 x 90 x 53
232 / 95
10 ... 95

IEC 60947-7-1

IEC	UL	CSA	EN 50019
1000	600	600	
232	230	250	
95	...4/0	AWG 2/0...4/0	
	8 / 3		
	/ 5VA		

Rated connection	Additional connection
...16 / 10...95	
10...95	
10...20 (M 10)	

Type	Qty.	Order No.
SAKG 40 II	10	**0170520000**

Type	Current [A]	Qty.	Order No.
QL 2 SAKG40	232	5	**0194100000**
QL 3 SAKG40	232	5	**0263500000**
QL 4 SAKG40	232	5	**0409800000**
Width [mm]			
EP 2 SAKG46/32 HP/DBR	2	10	**0205300000**
EP 2 SAKG46/32 HP/TF/GE	2	10	**0205400000**
Width [mm]			
TW SAKG46 HP/DBR/2	2	10	**0177100000**
TW SAKG46 HP/TF/GE/2	2	10	**0179900000**
AH 40 SAKG40		5	**0326860000**
DEK 5			

SAKG 40 II GW — 95 mm²

40 x 90 x 53
232 / 95
10 ... 95

IEC 60947-7-1

IEC	UL	CSA	EN 50019
1000	600	600	
232	230	250	
95	...4/0	AWG 2/0...4/0	
	8 / 3		
	/ 5VA		

Rated connection	Additional connection
...16 / 10...95	
10...95	
10...20 (M 10)	

Type	Qty.	Order No.
SAKG 40 II/GW	10	**0185220000**

Type	Current [A]	Qty.	Order No.
QL 2 SAKG40	232	5	**0194100000**
QL 3 SAKG40	232	5	**0263500000**
QL 4 SAKG40	232	5	**0409800000**
Width [mm]			
EP 2 SAKG46/32 HP/DBR	2	10	**0205300000**
EP 2 SAKG46/32 HP/TF/GE	2	10	**0205400000**
Width [mm]			
TW SAKG46 HP/DBR/2	2	10	**0177100000**
TW SAKG46 HP/TF/GE/2	2	10	**0179900000**
AH 40 SAKG40		5	**0326860000**
DEK 5			

SAKG 40 III — 95 mm²



40 x 98 x 84.5
232 / 95
10 ... 95

IEC 60947-7-1

IEC	UL	CSA	EN 50019
1000	600	600	
232	195	230	
95	...4/0	AWG 2/0...4/0	
	8 / 3		
	B12 / 5VA		

Rated connection	Additional connection
10...16 / 10...95	
10...95 / 10...95	
10...20 (M 10)	
25	

Type	Qty.	Order No.
SAKG 40 III	10	**0286920000**

Type	Current [A]	Qty.	Order No.
Width [mm]			
EP 2 SAKG46/32 HP/DBR	2	10	**0205300000**
EP 2 SAKG46/32 HP/TF/GE	2	10	**0205400000**
Width [mm]			
TW SAKG46 HP/DBR/2	2	10	**0177100000**
TW SAKG46 HP/TF/GE/2	2	10	**0179900000**
AH 40 SAKG40		5	**0326860000**
DEK 5			

Bolt-type screw terminal - SAKG

TS 32 / KRG

When using ATEX certified components in hazardous area applications the installation instructions and the rated data for accessories in the technical appendix must be considered.

Width/Length/Height with TS32	mm
Max. current / max. cond. cross-section	A/mm²
Max. clamping range	mm²

SAKG 46 II — 150 mm²

46 x 106 x 57
309 / 150
16 ... 150

SAKG 46 II GW — 150 mm²

46 x 106 x 57
309 / 150
16 ... 150

Technical data

Rated data		SAKG 46 II	SAKG 46 II GW
Rated voltage	V	IEC 60947-7-1	IEC 60947-7-1
Rated current	A	IEC 1000 / UL 600 / CSA 600 / EN 50019	IEC 1000 / UL 600 / CSA 600 / EN 50019
Rated cross-section	mm²	309 / 285 / 365	309 / 285 / 365
Rated impulse voltage / Pollution severity	kV/-	150 / AWG 4/0…300 / kcmil 300	150 / AWG 4/0…300 / kcmil 300
Plug gauge IEC 60-947-1 / flammability class acc. UL 94		8 / 3	8 / 3
Approvals		/ 5VA	/ 5VA

Clampable conductors (H05V/H07V)		SAKG 46 II	SAKG 46 II GW
		Rated connection / Additional connection	Rated connection / Additional connection
Solid / stranded	mm²	10…16 / 10…150	10…16 / 10…150
Flexible / flexible w. wire end ferrule	mm²	10…150	10…150
Tightening torque range (clamping screw)	Nm	14…31 (M 12)	14…31 (M 12)
Stripping length / blade size	mm / -		

2 clampable conductors of equal cross-section			
Solid / stranded	mm²		
Flexible / flexible w. wire end ferrule	mm²		

Information

Order data

Version	SAKG 46 II			SAKG 46 II GW		
	Type	Qty.	Order No.	Type	Qty.	Order No.
yellow	SAKG 46 II	5	**0170620000**	SAKG 46 II/GW	5	**0185320000**
blue						

Information

Accessories

Cross-connection, screwable		SAKG 46 II			SAKG 46 II GW		
		Type	Current [A]	Qty. / Order No.	Type	Current [A]	Qty. / Order No.
2-pole		QL 2 SAKG46	309	5 / **0247000000**	QL 2 SAKG46	309	5 / **0247000000**
3-pole		QL 3 SAKG46	309	5 / **0444400000**	QL 3 SAKG46	309	5 / **0444400000**
4-pole		QL 4 SAKG46	309	5 / **0444500000**	QL 4 SAKG46	309	5 / **0444500000**
10-pole	(Q)						
Connecting sleeve							
Fixing screw							
Fuse cartridges							

Cross-connection saddle	
Cross-connection saddle	
Connecting sleeve	
Fixing screw	

Socket / Test plug	
Socket	
Test plug	

End plate		Width [mm]			Width [mm]		
dark brown	EP 2 SAKG46/32 HP/DBR	2	10	**0205300000**	EP 2 SAKG46/32 HP/DBR	2	10	**0205300000**
for tropical applications	EP 2 SAKG46/32 HP/TF/GE	2	10	**0205400000**	EP 2 SAKG46/32 HP/TF/GE	2	10	**0205400000**

Partition / Partition disc		Width [mm]			Width [mm]		
dark brown	TW SAKG46 HP/DBR/2	2	10	**0177100000**	TW SAKG46 HP/DBR/2	2	10	**0177100000**
for tropical applications	TW SAKG46 HP/TF/GE/2	2	10	**0179900000**	TW SAKG46 HP/TF/GE/2	2	10	**0179900000**
Partition disc							

Cover / fixing screw (plastic)							
Cover	AH 46 SAKG46		5	**0326960000**	AH 46 SAKG46		5	**0326960000**
Fixing screw (plastic)							

Marking systems	
	DEK 5

Detailed information on all versions in chapter accessories.

Bolt-type screw terminal - SAKG

SAKG 46/AL — 150 mm²



46 x 109 x 74
353 / 240
35 ... 240

IEC 60947-7-1

IEC	UL	CSA	EN 50019
1000			
269			
150			
	8 / 3		
	/ 5VA		

Rated connection	Additional connection
50…240 / 35…185	
50…240	
14…31 (M 12)	
23	

Type	Qty.	Order No.
SAKG 46 I/AL	5	**1287920000**

Type	Current [A]	Qty.	Order No.
QL 2 SAKG32+70	150	5	**0194000000**
QL 3 SAKG32+70	150	5	**0441500000**
QL 4 SAKG32+70	150	5	**0441600000**
Width [mm]			
EP 2 SAKG46/32 HP/DBR	2	10	**0205300000**
EP 2 SAKG46/32 HP/TF/GE	2	10	**0205400000**
Width [mm]			
TW SAKG46 HP/DBR/2	2	10	**0177100000**
TW SAKG46 HP/TF/GE/2	2	10	**0179900000**
AH 46 SAKG46		5	**0326960000**

DEK 5

SAKG 54 II — 240 mm²

54 x 122 x 60.5
415 / 240
70 ... 240

IEC 60947-7-1

IEC	UL	CSA	EN 50019
1000	600	600	
415	380	600	
240	…500	kcmil 300…500	
	8 / 3		
	/ 5VA		

Rated connection	Additional connection
25…60 (M 16)	

Type	Qty.	Order No.
SAKG 54 II	5	**0170720000**

Type	Current [A]	Qty.	Order No.
QL 2 SAKG54	415	5	**0264400000**
QL 3 SAKG54	415	5	**0408000000**
QL 4 SAKG54	415	5	**0247400000**
Width [mm]			
EP 2 SAKG46/32 HP/DBR	2	10	**0205300000**
EP 2 SAKG46/32 HP/TF/GE	2	10	**0205400000**
Width [mm]			
TW SAKG46 HP/DBR/2	2	10	**0177100000**
TW SAKG46 HP/TF/GE/2	2	10	**0179900000**

DEK 5

SAKG 54 II GW — 240 mm²



54 x 122 x 60.5
415 / 240
70 ... 240

IEC 60947-7-1

IEC	UL	CSA	EN 50019
1000	600	600	
415	380	600	
240	…500	kcmil 300…500	
	8 / 3		
	/ 5VA		

Rated connection	Additional connection
25…60 (M 16)	

Type	Qty.	Order No.
SAKG 54 II/GW	5	**0185420000**

Type	Current [A]	Qty.	Order No.
QL 2 SAKG54	415	5	**0264400000**
QL 3 SAKG54	415	5	**0408000000**
QL 4 SAKG54	415	5	**0247400000**
Width [mm]			
EP 2 SAKG46/32 HP/DBR	2	10	**0205300000**
EP 2 SAKG46/32 HP/TF/GE	2	10	**0205400000**
Width [mm]			
TW SAKG46 HP/DBR/2	2	10	**0177100000**
TW SAKG46 HP/TF/GE/2	2	10	**0179900000**

DEK 5

Stud terminal - KST

TS 32 / PA	KST 5	10 mm²	KST 6	16 mm²
				
When using ATEX certified components in hazardous area applications the installation instructions and the rated data for accessories in the technical appendix must be considered.				
Width/Length/Height with TS35x7.5 mm Max. current / max. cond. cross-section A/mm² Max. clamping range mm²	**24** x 60 x 55 **57 / 10**		**22** x 60 x 60 **76 / 16**	

Technical data

Rated data w. partition, Wemid		IEC	UL	CSA	EN 50019	IEC	UL	CSA	EN 50019
Rated voltage	V	1000	600	600		1000	600	600	
Rated current	A	57	50	65		76	65	80	
Rated cross-section	mm²	10	AWG 12… 6	AWG 8… 2		16	AWG 12… 6	AWG 12… 6	
Rated impulse voltage / Pollution severity	kV/-		8 / 3				8 / 3		
Plug gauge IEC 60-947-1 / flammability class acc. UL 94			/ V2				/ V2		
Approvals									
Rated data w. partition, Epoxy resin		**EN 50124**				**EN 50124**			
Rated voltage / Rated impulse voltage	V/kV								
Clamped cable lug									
DIN 46234 / 1 cable lug per side	mm²								
DIN 46234 / 2 cable lug per side	mm²								
DIN 46234 / 1 cable lug per side	mm²								
DIN 46234 / 2 cable lug per side	mm²								
Tightening torque range	Nm	2.0…4.0				3.0…6.0			
Information									

Order data

Version	Type	Height	Qty.	Order No.	Type	Height	Qty.	Order No.
TS 35 x 7.5	KST 5/32 M5X18	55	25	**9503370000**	KST 6/32 M6X22	60	25	**9501310000**
TS 35 x 15/2.3								
Information								

Accessories

Cross-connection	Type	Current [A]	Qty.	Order No.	Type	Current [A]	Qty.	Order No.
2-pole					QL 2 KST6		5	**9501350000**
3-pole								
Partition	**W/L/H TS 35 [mm]**				**W/L/H TS 35 [mm]**			
right	TW KST5-12 RE/NO 160/HM		10	**1718530000**	TW KST5-12 RE/NO 160/HM		10	**1718530000**
left	TW KST5-12 LI/NO 160/HM		10	**1752800000**	TW KST5-12 LI/NO 160/HM		10	**1752800000**
Marking systems								
	DEK 5							
For detailed information on other accessories and applications see “Accessories”								

Stud terminal - KST

KST 8 — 35 mm²

24 x 60 x 72
125 / 35

IEC	UL	CSA	EN 50019
1000	600	600	
125	115	130	
35	AWG 12… 2	AWG 12… 2	
	8 / 3		
	/ V2		

EN 50124

6.0…12

Type	Height	Qty.	Order No.
KST 8/32 M8X30	72	25	**9501320000**

Type	Current [A]	Qty.	Order No.
QL 2 KST8		5	**9501360000**
W/L/H TS 35 [mm]			
TW KST5-12 RE/NO 160/HM		10	**1718530000**
TW KST5-12 LI/NO 160/HM		10	**1752800000**

DEK 5

KST 10 — 70 mm²

34 x 60 x 82
192 / 70

IEC	UL	CSA	EN 50019
1000	600	600	
192	175	200	
70	AWG 12… 2/0	AWG 12… 2/0	
	8 / 3		
	/ V2		

EN 50124

10…20

Type	Height	Qty.	Order No.
KST 10/32 M10X39	82	20	**9501330000**

Type	Current [A]	Qty.	Order No.
QL 2 KST10		5	**9501370000**
W/L/H TS 35 [mm]			
TW KST5-12 RE/NO 160/HM		10	**1718530000**
TW KST5-12 LI/NO 160/HM		10	**1752800000**

DEK 5

KST 12 — 95 mm²

34 x 60 x 82
232 / 95

IEC	UL	CSA	EN 50019
1000	600	600	
232	200	250	
95	AWG 12… 3	AWG 12… 3/0	
	8 / 3		
	/ V2		

EN 50124

14…31

Type	Height	Qty.	Order No.
KST 12/32 M12X37	82	20	**9501340000**

Type	Current [A]	Qty.	Order No.
QL 2 KST12		5	**9501380000**
W/L/H TS 35 [mm]			
TW KST5-12 RE/NO 160/HM		10	**1718530000**
TW KST5-12 LI/NO 160/HM		10	**1752800000**

Modular terminals with electronic components

With electronic components TS 32 / PA

When using ATEX certified components in hazardous area applications the installation instructions and the rated data for accessories in the technical appendix must be considered.

		DK 4 LD/1 — 4 mm²	DK 4 LD/2 — 4 mm²
		DC voltage indicator	DC voltage indicator
		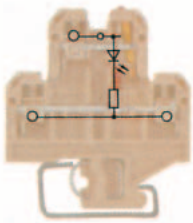	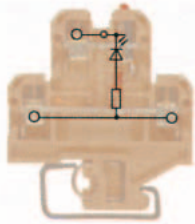
Width/Length/Height with TS32	mm	**6** x 50 x 56.5	**6** x 50 x 56.5
Max. current / max. cond. cross-section	A/mm²	**10 / 4**	**10 / 4**
Max. clamping range	mm²	**0.33 ... 4** 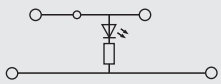	**0.33 ... 4** 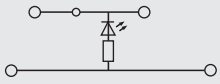

Technical data

		DK 4 LD/1 — 4 mm²	DK 4 LD/2 — 4 mm²
Rated data		IEC 60947-7-1	IEC 60947-7-1
		IEC / UL / CSA / EN 50019	IEC / UL / CSA / EN 50019
Rated voltage	V	24	24
Rated current	A	10	10
Rated cross-section	mm²	4	4
Rated impulse voltage / Pollution severity	kV/-	1 / 3	1 / 3
Plug gauge IEC 60-947-1 / flammability class acc. UL 94		A3 / V2	A3 / V2
Approvals			
Electronic built-in components			
Diode current / diode voltage	V / A		
voltage LED / current LED / polarity	V / mA / -	24 / 5	24 / 5
Resistance / Varistor	-/V		
Clampable conductors (H05V/H07V)		**Rated connection / Additional connection**	**Rated connection / Additional connection**
Solid / stranded	mm²	0.5…4 / 0.5…4	0.5…4 / 0.5…4
Flexible / flexible w. wire end ferrule	mm²	0.5…4 / 0.5…4	0.5…4 / 0.5…4
Tightening torque range (clamping screw)	Nm	0.5…1.0 (M 3)	0.5…1.0 (M 3)
Stripping length / blade size	mm / -	/ 3.5 x 0.6	/ 3.5 x 0.6
Information			

Order data

		DK 4 LD/1 — 4 mm²				DK 4 LD/2 — 4 mm²			
Version		**Type**	**Spannung**	**Qty.**	**Order No.**	**Type**	**Spannung**	**Qty.**	**Order No.**
Terminal components	LED red	DK 4/32 LD ROT 24VDC A1	24 VDC	25	**0495360000**	DK 4/32 LD ROT 24VDC A2	24 VDC	25	**0474460000**
see circuit diagram above	LED green	DK 4/32 LD GR 24VDC CSA	24 VDC	25	**0686360000**	DK 4/32 LD GR 24VDC A2	24 VDC	25	**0646560000**
	Neon lamp								
	Neon lamp								
Information									

Accessories

		DK 4 LD/1 — 4 mm²				DK 4 LD/2 — 4 mm²			
Cross-connection, screwable		**Type**	**Current [A]**	**Qty.**	**Order No.**	**Type**	**Current [A]**	**Qty.**	**Order No.**
	2-pole	Q 2 AKZ4	32	50	**0336400000**	Q 2 AKZ4	32	50	**0336400000**
	3-pole	Q 3 AKZ4	32	50	**0336500000**	Q 3 AKZ4	32	50	**0336500000**
	4-pole	Q 4 AKZ4	32	50	**0336600000**	Q 4 AKZ4	32	50	**0336600000**
(Q)	10-pole								
External cross-connection			**Current [A]**				**Current [A]**		
	2-pole	QB 2 WI RA6 IS	27	50	**0482700000**	QB 2 WI RA6 IS	27	50	**0482700000**
	3-pole	QB 3 WI RA6 IS	27	50	**0482800000**	QB 3 WI RA6 IS	27	50	**0482800000**
	4-pole	QB 4 WI RA6 IS	27	50	**0482900000**	QB 4 WI RA6 IS	27	50	**0482900000**
End plate									
	beige	AP DK4		20	**0359260000**	AP DK4		20	**0359260000**
Socket									
		STB 8.5/D4/2.3/M2.5 AKZ		50	**0215700000**	STB 8.5/D4/2.3/M2.5 AKZ		50	**0215700000**
Test plug									
		PS 2.3 RT		20	**0180400000**	PS 2.3 RT		20	**0180400000**
Connecting sleeve									
		VH 10/4/2.8 AKZ4		50	**0446600000**	VH 10/4/2.8 AKZ4		50	**0446600000**
Cross-connection saddle									
		VL 2 AKZ4/DK4		50	**0446700000**	VL 2 AKZ4/DK4		50	**0446700000**
Fixing screw / Partition disc									
	Fixing screw	BFSC M2.5X14 SAKD2.5N		100	**0266800000**	BFSC M2.5X14 SAKD2.5N		100	**0266800000**
	Partition disc	TSCH 4 AKZ4		100	**0363360000**	TSCH 4 AKZ4		100	**0363360000**
Marking systems									
		DEK 6				DEK 6			
For detailed information on other accessories and applications see “Accessories”									

Modular terminals with electronic components

DK 4 LD/3 — 4 mm²

DC voltage indicator



6 x 50 x 56.5
10 / 4
0.33 ... 4

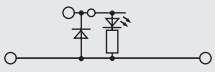

IEC 60947-7-1

IEC	UL	CSA	EN 50019
24			
10			
4			
1 / 3			
A3 / V2			
PC			
24 / 5			

Rated connection	Additional connection
0.5…4 / 0.5…4	
0.5…4 / 0.5…4	
0.5…1.0 (M 3)	
9 / 3.5 x 0.6	

Type	Spannung	Qty.	Order No.
DK 4/32 LD ROT 24VDC	24 VDC	25	**0210160000**
DK 4/32 LD 1D GR 24VDC	24 VDC	25	**0210360000**

Type	Current [A]	Qty.	Order No.
Q 2 AKZ4	32	50	**0336400000**
Q 3 AKZ4	32	50	**0336500000**
Q 4 AKZ4	32	50	**0336600000**
	Current [A]		
QB 2 WI RA6 IS	27	50	**0482700000**
QB 3 WI RA6 IS	27	50	**0482800000**
QB 4 WI RA6 IS	27	50	**0482900000**
AP DK4		20	**0359260000**
STB 8.5/D4/2.3/M2.5 AKZ		50	**0215700000**
PS 2.3 RT		20	**0180400000**
VH 10/4/2.8 AKZ4		50	**0446600000**
VL 2 AKZ4/DK4		50	**0446700000**
BFSC M2.5X14 SAKD2.5N		100	**0266800000**
TSCH 4 AKZ4		100	**0363360000**
DEK 6			

DK 4 LD/4 — 4 mm²

DC voltage indicator



6 x 50 x 56.5
10 / 4
0.33 ... 4

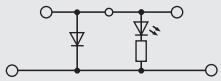

IEC 60947-7-1

IEC	UL	CSA	EN 50019
24			
10			
4			
1 / 3			
A3 / V2			
PC			
24 / 5			

Rated connection	Additional connection
0.5…4 / 0.5…4	
0.5…4 / 0.5…4	
0.5…1.0 (M 3)	
9 / 3.5 x 0.6	

Type	Spannung	Qty.	Order No.
DK 4/32 LD 1D ROT 24VDC	24 VDC	25	**0209760000**
DK 4/32 LD 1D GR 24VDC	24 VDC	25	**0209960000**

Type	Current [A]	Qty.	Order No.
Q 2 AKZ4	32	50	**0336400000**
Q 3 AKZ4	32	50	**0336500000**
Q 4 AKZ4	32	50	**0336600000**
	Current [A]		
QB 2 WI RA6 IS	27	50	**0482700000**
QB 3 WI RA6 IS	27	50	**0482800000**
QB 4 WI RA6 IS	27	50	**0482900000**
AP DK4		20	**0359260000**
STB 8.5/D4/2.3/M2.5 AKZ		50	**0215700000**
PS 2.3 RT		20	**0180400000**
VH 10/4/2.8 AKZ4		50	**0446600000**
VL 2 AKZ4/DK4		50	**0446700000**
BFSC M2.5X14 SAKD2.5N		100	**0266800000**
TSCH 4 AKZ4		100	**0363360000**
DEK 6			

DK 4 LD/5 — 4 mm²

AC voltage indicator



6 x 50 x 56.5
10 / 4
0.33 ... 4

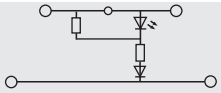

IEC 60947-7-1

IEC	UL	CSA	EN 50019
48			
10			
4			
1 / 3			
A3 / V2			
48 / 5			

Rated connection	Additional connection
0.5…4 / 0.5…4	
0.5…4 / 0.5…4	
0.5…1.0 (M 3)	
9 / 3.5 x 0.6	

Type	Spannung	Qty.	Order No.
DK 4/32 LD 1D 230VAC	230 VAC	25	**1111460000**
DK 4/32 LD 1D 48VAC CSA	48 VAC	25	**0632860000**

Type	Current [A]	Qty.	Order No.
Q 2 AKZ4	32	50	**0336400000**
Q 3 AKZ4	32	50	**0336500000**
Q 4 AKZ4	32	50	**0336600000**
	Current [A]		
QB 2 WI RA6 IS	27	50	**0482700000**
QB 3 WI RA6 IS	27	50	**0482800000**
QB 4 WI RA6 IS	27	50	**0482900000**
AP DK4		20	**0359260000**
STB 8.5/D4/2.3/M2.5 AKZ		50	**0215700000**
PS 2.3 RT		20	**0180400000**
VH 10/4/2.8 AKZ4		50	**0446600000**
VL 2 AKZ4/DK4		50	**0446700000**
BFSC M2.5X14 SAKD2.5N		100	**0266800000**
TSCH 4 AKZ4		100	**0363360000**
DEK 6			

Modular terminals with electronic components

With electronic components TS 32 / PA

When using ATEX certified components in hazardous area applications the installation instructions and the rated data for accessories in the technical appendix must be considered.

DK 4 LD I — 4 mm²

Current direction indicator

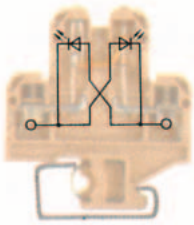

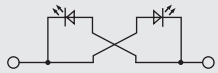

DK 4 GL — 4 mm²

AC voltage indicator

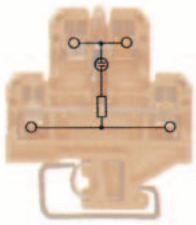

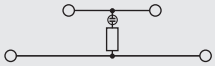

		DK 4 LD I	DK 4 GL
Width/Length/Height with TS32	mm	**6** x 50 x 53.5	**6** x 50 x 56.5
Max. current / max. cond. cross-section	A/mm²	**10 / 4**	**10 / 4**
Max. clamping range	mm²	**0.33 ... 4**	**0.33 ... 4**

Technical data

Rated data		DK 4 LD I	DK 4 GL
		IEC / UL / CSA / EN 50019	IEC 60947-7-1 IEC / UL / CSA / EN 50019
Rated voltage	V	250	230
Rated current	A	10	10
Rated cross-section	mm²	4	4
Rated impulse voltage / Pollution severity	kV/-	/ 3	1 / 3
Plug gauge IEC 60-947-1 / flammability class acc. UL 94		A3 / V2	A3 / V2
Approvals			PG
Electronic built-in components			
Diode current / diode voltage	V / A		
voltage LED / current LED / polarity	V / mA / -	250 / 20	230 / 5
Resistance / Varistor	-/V		
Clampable conductors (H05V/H07V)		**Rated connection / Additional connection**	**Rated connection / Additional connection**
Solid / stranded	mm²	0.5…4 / 0.5…4	0.5…4 / 0.5…4
Flexible / flexible w. wire end ferrule	mm²	0.5…4 / 0.5…4	0.5…4 / 0.5…4
Tightening torque range (clamping screw)	Nm	0.5…1.0 (M 3)	0.5…1.0 (M 3)
Stripping length / blade size	mm / -	9 / 3.5 x 0.6	9 / 3.5 x 0.6
Information			

Order data

Version		Type	Spannung	Qty.	Order No.
Terminal components	LED red	DK 4/32 2LD I20MA	250 VAC	25	**1164760000**
see circuit diagram above	LED green				
	Neon lamp				
	Neon lamp	DK 4/32 GL 330K 230VAC	230 VAC	25	**0509560000**
		DK 4/32 GL 100K 115VAC	115 VAC	25	**0569560000**
Information					

Accessories

Cross-connection, screwable		Type	Current [A]	Qty.	Order No.
	2-pole	Q 2 AKZ4	32	50	**0336400000**
	3-pole	Q 3 AKZ4	32	50	**0336500000**
	4-pole	Q 4 AKZ4	32	50	**0336600000**
(Q)	10-pole				
External cross-connection			**Current [A]**		
	2-pole	QB 2 WI RA6 IS	27	50	**0482700000**
	3-pole	QB 3 WI RA6 IS	27	50	**0482800000**
	4-pole	QB 4 WI RA6 IS	27	50	**0482900000**
End plate					
	beige	AP DK4		20	**0359260000**
Socket					
		STB 8.5/D4/2.3/M2.5 AKZ		50	**0215700000**
Test plug					
		PS 2.3 RT		20	**0180400000**
Connecting sleeve					
		VH 10/4/2.8 AKZ4		50	**0446600000**
Cross-connection saddle					
		VL 2 AKZ4/DK4		50	**0446700000**
Fixing screw / Partition disc					
	Fixing screw	BFSC M2.5X14 SAKD2.5N		100	**0266800000**
	Partition disc	TSCH 4 AKZ4		100	**0363360000**
Marking systems					
		DEK 6			
For detailed information on other accessories and applications see “Accessories”					

Cross-connection, screwable		Type	Current [A]	Qty.	Order No.
	2-pole	Q 2 AKZ4	32	50	**0336400000**
	3-pole	Q 3 AKZ4	32	50	**0336500000**
	4-pole	Q 4 AKZ4	32	50	**0336600000**
	10-pole				
External cross-connection			**Current [A]**		
	2-pole	QB 2 WI RA6 IS	27	50	**0482700000**
	3-pole	QB 3 WI RA6 IS	27	50	**0482800000**
	4-pole	QB 4 WI RA6 IS	27	50	**0482900000**
End plate					
	beige	AP DK4		20	**0359260000**
Socket					
		STB 8.5/D4/2.3/M2.5 AKZ		50	**0215700000**
Test plug					
		PS 2.3 RT		20	**0180400000**
Connecting sleeve					
		VH 10/4/2.8 AKZ4		50	**0446600000**
Cross-connection saddle					
		VL 2 AKZ4/DK4		50	**0446700000**
Fixing screw / Partition disc					
	Fixing screw	BFSC M2.5X14 SAKD2.5N		100	**0266800000**
	Partition disc	TSCH 4 AKZ4		100	**0363360000**
Marking systems					
		DEK 6			

Modular terminals with electronic components

With electronic components TS 32 / PA

When using ATEX certified components in hazardous area applications the installation instructions and the rated data for accessories in the technical appendix must be considered.

Width/Length/Height with TS32	mm
Max. current / max. cond. cross-section	A/mm²
Max. clamping range	mm²

DK 4 D/1 — 4 mm²

Diode terminal, e.g. as protection against polarity reversal

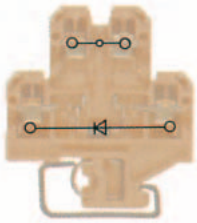

6 x 50 x 56.5
10 / 4
0.33 ... 4

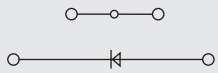

DK 4 D/2 — 4 mm²

suppressor circuit for relay and magnetic valve (DC)

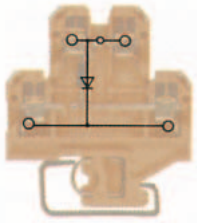

6 x 50 x 56.5
10 / 4
0.33 ... 4

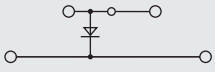

Technical data

Rated data		IEC	UL	CSA	EN 50019
Rated voltage	V	380		380	
Rated current	A	10		1	
Rated cross-section	mm²	4		AWG 22… 12	
Rated impulse voltage / Pollution severity	kV/-			/ 3	
Plug gauge IEC 60-947-1 / flammability class acc. UL 94				A3 / V2	
Approvals					
Electronic built-in components					
Diode current / diode voltage	V / A	1000 / 1			
voltage LED / current LED / polarity	V / mA / -				
Resistance / Varistor	-/V	/ 1000			
Clampable conductors (H05V/H07V)		**Rated connection**		**Additional connection**	
Solid / stranded	mm²	0.5…4 / 0.5…4			
Flexible / flexible w. wire end ferrule	mm²	0.5…4 / 0.5…4			
Tightening torque range (clamping screw)	Nm	0.5…0.8 (M 3)			
Stripping length / blade size	mm / -	9 / 3.5 x 0.6			
Information					

Rated data		IEC	UL	CSA	EN 50019
Rated voltage	V	380		380	
Rated current	A	10		1	
Rated cross-section	mm²	4		AWG 22… 12	
Rated impulse voltage / Pollution severity	kV/-			/ 3	
Plug gauge IEC 60-947-1 / flammability class acc. UL 94				A3 / V2	
Approvals					
Electronic built-in components					
Diode current / diode voltage	V / A	1000 / 1			
voltage LED / current LED / polarity	V / mA / -				
Resistance / Varistor	-/V	/ 1000			
Clampable conductors (H05V/H07V)		**Rated connection**		**Additional connection**	
Solid / stranded	mm²	0.5…4 / 0.5…4			
Flexible / flexible w. wire end ferrule	mm²	0.5…4 / 0.5…4			
Tightening torque range (clamping screw)	Nm	0.5…0.8 (M 3)			
Stripping length / blade size	mm / -	9 / 3.5 x 0.6			
Information					

Order data

Version		Type	Spannung	Qty.	Order No.
Terminal components	LED red	DK 4/32 1D CSA GET.SCH.	380 V	25	**0544660000**
see circuit diagram above	LED green				
	Neon lamp				
	Neon lamp				
Information					

Version		Type	Spannung	Qty.	Order No.
Terminal components	LED red	DK 4/32 1D CSA A1	380 V	25	**0484060000**
see circuit diagram above	LED green	DK 4/32 1D CSA A1	380 V	25	**0484080000**
	Neon lamp				
	Neon lamp				
Information					

Accessories

Cross-connection, screwable		Type	Current [A]	Qty.	Order No.
	2-pole	Q 2 AKZ4	32	50	**0336400000**
	3-pole	Q 3 AKZ4	32	50	**0336500000**
	4-pole	Q 4 AKZ4	32	50	**0336600000**
(Q)	10-pole				
External cross-connection			**Current [A]**		
	2-pole	QB 2 WI RA6 IS	27	50	**0482700000**
	3-pole	QB 3 WI RA6 IS	27	50	**0482800000**
	4-pole	QB 4 WI RA6 IS	27	50	**0482900000**
End plate					
	beige	AP DK4		20	**0359260000**
Socket					
		STB 8.5/D4/2.3/M2.5 AKZ		50	**0215700000**
Test plug					
		PS 2.3 RT		20	**0180400000**
Connecting sleeve					
		VH 10/4/2.8 AKZ4		50	**0446600000**
Cross-connection saddle					
		VL 2 AKZ4/DK4		50	**0446700000**
Fixing screw / Partition disc					
	Fixing screw	BFSC M2.5X14 SAKD2.5N		100	**0266800000**
	Partition disc	TSCH 4 AKZ4		100	**0363360000**
Marking systems					
		DEK 6			
For detailed information on other accessories and applications see “Accessories”					

Cross-connection, screwable		Type	Current [A]	Qty.	Order No.
	2-pole	Q 2 AKZ4	32	50	**0336400000**
	3-pole	Q 3 AKZ4	32	50	**0336500000**
	4-pole	Q 4 AKZ4	32	50	**0336600000**
(Q)	10-pole				
External cross-connection			**Current [A]**		
	2-pole	QB 2 WI RA6 IS	27	50	**0482700000**
	3-pole	QB 3 WI RA6 IS	27	50	**0482800000**
	4-pole	QB 4 WI RA6 IS	27	50	**0482900000**
End plate					
	beige	AP DK4		20	**0359260000**
Socket					
		STB 8.5/D4/2.3/M2.5 AKZ		50	**0215700000**
Test plug					
		PS 2.3 RT		20	**0180400000**
Connecting sleeve					
		VH 10/4/2.8 AKZ4		50	**0446600000**
Cross-connection saddle					
		VL 2 AKZ4/DK4		50	**0446700000**
Fixing screw / Partition disc					
	Fixing screw	BFSC M2.5X14 SAKD2.5N		100	**0266800000**
	Partition disc	TSCH 4 AKZ4		100	**0363360000**
Marking systems					
		DEK 6			

Modular terminals with electronic components

With electronic components TS 32 / PA

When using ATEX certified components in hazardous area applications the installation instructions and the rated data for accessories in the technical appendix must be considered.

Width/Length/Height with TS32	mm
Max. current / max. cond. cross-section	A/mm²
Max. clamping range	mm²

DK 4 D/3 — 4 mm²

suppressor circuit for relay and magnetic valve (DC)

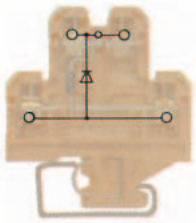

6 x 50 x 56.5
10 / 4
0.33 ... 4

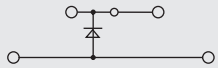

DK 4 D/4 — 4 mm²

Diodes terminal for lamp-test-circuits

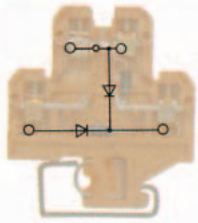

6 x 50 x 56.5
10 / 4
0.33 ... 4

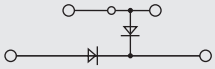

Technical data

Rated data		IEC	UL	CSA	EN 50019
Rated voltage	V	380			
Rated current	A	10			
Rated cross-section	mm²	4			
Rated impulse voltage / Pollution severity	kV/-			/ 3	
Plug gauge IEC 60-947-1 / flammability class acc. UL 94				A3 / V2	
Approvals					
Electronic built-in components					
Diode current / diode voltage	V / A	1000 / 1			
voltage LED / current LED / polarity	V / mA / -				
Resistance / Varistor	-/V		/ 1000		
Clampable conductors (H05V/H07V)		**Rated connection**		**Additional connection**	
Solid / stranded	mm²	0.5…4 / 0.5…4			
Flexible / flexible w. wire end ferrule	mm²	0.5…4 / 0.5…4			
Tightening torque range (clamping screw)	Nm	0.5…0.8 (M 3)			
Stripping length / blade size	mm / -	9 / 3.5 x 0.6			
Information					

Rated data		IEC	UL	CSA	EN 50019
Rated voltage	V	380			
Rated current	A	10			
Rated cross-section	mm²	4			
Rated impulse voltage / Pollution severity	kV/-			/ 3	
Plug gauge IEC 60-947-1 / flammability class acc. UL 94				A3 / V2	
Approvals					
Electronic built-in components					
Diode current / diode voltage	V / A	1000 / 1			
voltage LED / current LED / polarity	V / mA / -				
Resistance / Varistor	-/V		/ 1000		
Clampable conductors (H05V/H07V)		**Rated connection**		**Additional connection**	
Solid / stranded	mm²	0.5…4 / 0.5…4			
Flexible / flexible w. wire end ferrule	mm²	0.5…4 / 0.5…4			
Tightening torque range (clamping screw)	Nm	0.5…0.8 (M 3)			
Stripping length / blade size	mm / -	9 / 3.5 x 0.6			
Information					

Order data

Version		Type	Spannung	Qty.	Order No.
Terminal components	LED red	DK 4/32 1D CSA A2	380 V	25	**0467960000**
see circuit diagram above	LED green	DK 4/32 1D CSA A2	380 V	25	**0467980000**
	Neon lamp				
	Neon lamp				
Information					

Version		Type	Spannung	Qty.	Order No.
Terminal components	LED red	DK 4/32 2D CSA GET.SCH.	380 V	25	**0642760000**
see circuit diagram above	LED green				
	Neon lamp				
	Neon lamp				
Information					

Accessories

Cross-connection, screwable		Type	Current [A]	Qty.	Order No.
	2-pole	Q 2 AKZ4	32	50	**0336400000**
	3-pole	Q 3 AKZ4	32	50	**0336500000**
	4-pole	Q 4 AKZ4	32	50	**0336600000**
(Q)	10-pole				
External cross-connection			**Current [A]**		
	2-pole	QB 2 WI RA6 IS	27	50	**0482700000**
	3-pole	QB 3 WI RA6 IS	27	50	**0482800000**
	4-pole	QB 4 WI RA6 IS	27	50	**0482900000**
End plate					
	beige	AP DK4		20	**0359260000**
Socket					
		STB 8.5/D4/2.3/M2.5 AKZ		50	**0215700000**
Test plug					
		PS 2.3 RT		20	**0180400000**
Connecting sleeve					
		VH 10/4/2.8 AKZ4		50	**0446600000**
Cross-connection saddle					
		VL 2 AKZ4/DK4		50	**0446700000**
Fixing screw / Partition disc					
	Fixing screw	BFSC M2.5X14 SAKD2.5N		100	**0266800000**
	Partition disc	TSCH 4 AKZ4		100	**0363360000**
Marking systems					
		DEK 6			
For detailed information on other accessories and applications see “Accessories”					

Cross-connection, screwable		Type	Current [A]	Qty.	Order No.
	2-pole	Q 2 AKZ4	32	50	**0336400000**
	3-pole	Q 3 AKZ4	32	50	**0336500000**
	4-pole	Q 4 AKZ4	32	50	**0336600000**
(Q)	10-pole				
External cross-connection			**Current [A]**		
	2-pole	QB 2 WI RA6 IS	27	50	**0482700000**
	3-pole	QB 3 WI RA6 IS	27	50	**0482800000**
	4-pole	QB 4 WI RA6 IS	27	50	**0482900000**
End plate					
	beige	AP DK4		20	**0359260000**
Socket					
		STB 8.5/D4/2.3/M2.5 AKZ		50	**0215700000**
Test plug					
		PS 2.3 RT		20	**0180400000**
Connecting sleeve					
		VH 10/4/2.8 AKZ4		50	**0446600000**
Cross-connection saddle					
		VL 2 AKZ4/DK4		50	**0446700000**
Fixing screw / Partition disc					
	Fixing screw	BFSC M2.5X14 SAKD2.5N		100	**0266800000**
	Partition disc	TSCH 4 AKZ4		100	**0363360000**
Marking systems					
		DEK 6			

Modular terminals with electronic components

DK 4 D/5 — 4 mm²

Diodes terminal for lamp-test-circuits

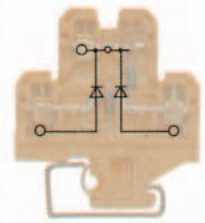

6 x 50 x 56.5
10 / 4
0.33 ... 4

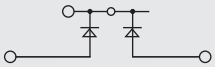

IEC	UL	CSA	EN 50019
380			
10			
4			
	/ 3		
	A3 / V2		
1000 / 1			
/ 1000			

Rated connection	Additional connection
0.5…4 / 0.5…4	
0.5…4 / 0.5…4	
0.5…0.8 (M 3)	
9 / 3.5 x 0.6	

Type	Spannung	Qty.	Order No.
DK 4/32 2D CSA A2	380 V	25	**0523760000**

Type	Current [A]	Qty.	Order No.
Q 2 AKZ4	32	50	**0336400000**
Q 3 AKZ4	32	50	**0336500000**
Q 4 AKZ4	32	50	**0336600000**
	Current [A]		
QB 2 WI RA6 IS	27	50	**0482700000**
QB 3 WI RA6 IS	27	50	**0482800000**
QB 4 WI RA6 IS	27	50	**0482900000**
AP DK4		20	**0359260000**
STB 8.5/D4/2.3/M2.5 AKZ		50	**0215700000**
PS 2.3 RT		20	**0180400000**
VH 10/4/2.8 AKZ4		50	**0446600000**
VL 2 AKZ4/DK4		50	**0446700000**
BFSC M2.5X14 SAKD2.5N		100	**0266800000**
TSCH 4 AKZ4		100	**0363360000**
DEK 6			

DK 4 D/6 — 4 mm²

Diodes terminal for lamp-test-circuits

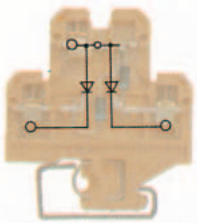

6 x 50 x 56.5
10 / 4
0.33 ... 4

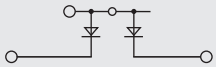

IEC	UL	CSA	EN 50019
380			
10			
4			
	/ 3		
	A3 / V2		
1000 / 1			
/ 1000			

Rated connection	Additional connection
0.5…4 / 0.5…4	
0.5…4 / 0.5…4	
0.5…0.8 (M 3)	
9 / 3.5 x 0.6	

Type	Spannung	Qty.	Order No.
DK 4/32 2D A1	380 V	25	**0663960000**

Type	Current [A]	Qty.	Order No.
Q 2 AKZ4	32	50	**0336400000**
Q 3 AKZ4	32	50	**0336500000**
Q 4 AKZ4	32	50	**0336600000**
	Current [A]		
QB 2 WI RA6 IS	27	50	**0482700000**
QB 3 WI RA6 IS	27	50	**0482800000**
QB 4 WI RA6 IS	27	50	**0482900000**
AP DK4		20	**0359260000**
STB 8.5/D4/2.3/M2.5 AKZ		50	**0215700000**
PS 2.3 RT		20	**0180400000**
VH 10/4/2.8 AKZ4		50	**0446600000**
VL 2 AKZ4/DK4		50	**0446700000**
BFSC M2.5X14 SAKD2.5N		100	**0266800000**
TSCH 4 AKZ4		100	**0363360000**
DEK 6			

DK 4 D/7 — 4 mm²

Diodes terminal for lamp-test-circuits with multiplier

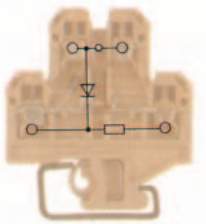

6 x 50 x 56.5
10 / 4
0.33 ... 4

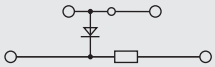

IEC	UL	CSA	EN 50019
24			
10			
4			
	/ 3		
	A3 / V2		
/ 1			

Rated connection	Additional connection
0.5…4 / 0.5…4	
0.5…4 / 0.5…4	
0.5…0.8 (M 3)	
9 / 3.5 x 0.6	

Type	Spannung	Qty.	Order No.
DK 4/32 1D 1K5	24 V	25	**0685260000**

Type	Current [A]	Qty.	Order No.
Q 2 AKZ4	32	50	**0336400000**
Q 3 AKZ4	32	50	**0336500000**
Q 4 AKZ4	32	50	**0336600000**
	Current [A]		
QB 2 WI RA6 IS	27	50	**0482700000**
QB 3 WI RA6 IS	27	50	**0482800000**
QB 4 WI RA6 IS	27	50	**0482900000**
AP DK4		20	**0359260000**
STB 8.5/D4/2.3/M2.5 AKZ		50	**0215700000**
PS 2.3 RT		20	**0180400000**
VH 10/4/2.8 AKZ4		50	**0446600000**
VL 2 AKZ4/DK4		50	**0446700000**
BFSC M2.5X14 SAKD2.5N		100	**0266800000**
TSCH 4 AKZ4		100	**0363360000**
DEK 6			

Modular terminals with electronic components

With electronic components
TS 32 / PA

When using ATEX certified components in hazardous area applications the installation instructions and the rated data for accessories in the technical appendix must be considered.

DK 4 D/8 — 4 mm²

Diodes terminal for lamp-test-circuits with multiplier

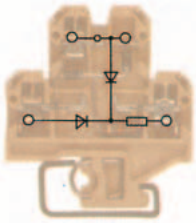

Width/Length/Height with TS32	mm	**6** x 50 x 56.5
Max. current / max. cond. cross-section	A/mm²	**10 / 4**
Max. clamping range	mm²	**0.33 ... 4**

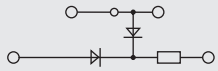

Technical data

Rated data		IEC	UL	CSA	EN 50019
Rated voltage	V	24			
Rated current	A	10			
Rated cross-section	mm²	4			
Rated impulse voltage / Pollution severity	kV/-			/ 3	
Plug gauge IEC 60-947-1 / flammability class acc. UL 94				A3 / V2	
Approvals					

Electronic built-in components					
Diode current / diode voltage	V / A	/ 1			
voltage LED / current LED / polarity	V / mA / -				
Resistance / Varistor	-/V				

Clampable conductors (H05V/H07V)		Rated connection	Additional connection
Solid / stranded	mm²	0.5…4 / 0.5…4	
Flexible / flexible w. wire end ferrule	mm²	0.5…4 / 0.5…4	
Tightening torque range (clamping screw)	Nm	0.5…0.8 (M 3)	
Stripping length / blade size	mm / -	9 / 3.5 x 0.6	

Information

Order data

Version		Type	Spannung	Qty.	Order No.
Terminal components	LED red	DK 4/32 2D 1K5	24 V	25	**0159160000**
see circuit diagram above	LED green				
	Neon lamp				
	Neon lamp				

Information

Accessories

Cross-connection, screwable		Type	Current [A]	Qty.	Order No.
	2-pole	Q 2 AKZ4	32	50	**0336400000**
	3-pole	Q 3 AKZ4	32	50	**0336500000**
	4-pole	Q 4 AKZ4	32	50	**0336600000**
(Q)	10-pole				
External cross-connection			**Current [A]**		
	2-pole	QB 2 WI RA6 IS	27	50	**0482700000**
	3-pole	QB 3 WI RA6 IS	27	50	**0482800000**
	4-pole	QB 4 WI RA6 IS	27	50	**0482900000**
End plate					
	beige	AP DK4		20	**0359260000**
Socket					
		STB 8.5/D4/2.3/M2.5 AKZ		50	**0215700000**
Test plug					
		PS 2.3 RT		20	**0180400000**
Connecting sleeve					
		VH 10/4/2.8 AKZ4		50	**0446600000**
Cross-connection saddle					
		VL 2 AKZ4/DK4		50	**0446700000**
Fixing screw / Partition disc					
	Fixing screw	BFSC M2.5X14 SAKD2.5N		100	**0266800000**
	Partition disc	TSCH 4 AKZ4		100	**0363360000**
Marking systems					
		DEK 6			

For detailed information on other accessories and applications see “Accessories”

Modular terminals with electronic components

With electronic components TS 32 / PA

SAKT 1 GL — 10 mm²

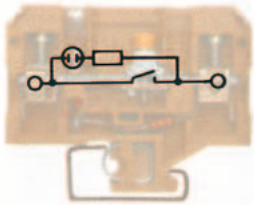

When using ATEX certified components in hazardous area applications the installation instructions and the rated data for accessories in the technical appendix must be considered.

Width/Length/Height with TS32	mm	**8** x 65 x 52.5
Max. current / max. cond. cross-section	A/mm²	**27 / 10**
Max. clamping range	mm²	**0.5 ... 10**

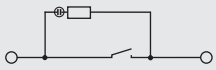

Technical data

IEC 60947-7-1

Rated data		IEC	UL	CSA	EN 50019
Rated voltage	V	230			
Rated current	A	27			
Rated cross-section	mm²	10			
Rated impulse voltage / Pollution severity	kV/-				
Plug gauge IEC 60-947-1 / flammability class acc. UL 94				/ 5VA	
Approvals					

Electronic built-in components	
Diode current / diode voltage	V / A
voltage LED / current LED / polarity	V / mA / -
Resistance / Varistor	-/V

Clampable conductors (H05V/H07V)		Rated connection	Additional connection
Solid / stranded	mm²	0.5…10	
Flexible / flexible w. wire end ferrule	mm²	0.5…6	
Tightening torque range (clamping screw)	Nm	0.8…1.6 (M 3.5)	
Stripping length / blade size	mm / -	12 / 4.0 x 0.8	

Information
Tightening torque 1.6 Nm for 10 mm² stranded wire.

Order data

Version		Type	Spannung	Qty.	Order No.
Terminal components	LED red				
see circuit diagram above	LED green				
	Neon lamp	SAKT 1/32 GL 230VAC	230 VAC	25	**0333620000**
	Neon lamp				

Information

Accessories

Cross-connection, screwable		Type	Current [A]	Qty.	Order No.
	2-pole				
	3-pole				
	4-pole				
(Q)	10-pole				
External cross-connection			**Current [A]**		
	2-pole	QB 2 SAKT1		50	**0205700000**
	3-pole	QB 3 SAKT1		50	**0205800000**
	4-pole	QB 4 SAKT1		50	**0205900000**
End plate					
	beige	AP SAKB/C/T KRG		20	**0146720000**
Socket					
		STB 14/D6/4/M3 SAK10		50	**0169900000**
Test plug					
		PS 2.3 RT		20	**0180400000**
Connecting sleeve					
		VH 12/4.9/3.3 SAK6N		100	**0249000000**
Cross-connection saddle					
Fixing screw / Partition disc					
	Fixing screw				
	Partition disc	TSCH 2		100	**0353660000**
Marking systems					
		DEK 6			

For detailed information on other accessories and applications see “Accessories”

Modular terminals with electronic components

With electronic components TS 32 / PA

When using ATEX certified components in hazardous area applications the installation instructions and the rated data for accessories in the technical appendix must be considered.

Width/Length/Height with TS32	mm
Max. current / max. cond. cross-section	A/mm²
Max. clamping range	mm²

DK 4 RC — 4 mm²

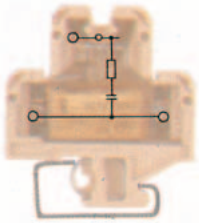

18 x 50 x 56.5
10 / 4
0.33 ... 4

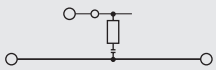

DKT 4 PT 100 — 4 mm²

Diodes terminal for central control systems

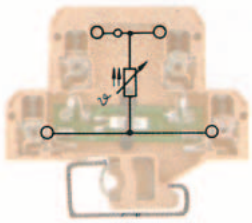

6 x 65 x 56.5
10 / 4
0.33 ... 4

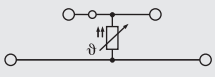

Technical data

Rated data		IEC	UL	CSA	EN 50019
Rated voltage	V	230			
Rated current	A	10			
Rated cross-section	mm²	4			
Rated impulse voltage / Pollution severity	kV/-			/ 3	
Plug gauge IEC 60-947-1 / flammability class acc. UL 94				A3 / V2	
Approvals					
Electronic built-in components					
Diode current / diode voltage	V / A				
voltage LED / current LED / polarity	V / mA / -				
Resistance / Varistor	-/V				
Clampable conductors (H05V/H07V)		**Rated connection**		**Additional connection**	
Solid / stranded	mm²	0.5…4 / 0.5…4			
Flexible / flexible w. wire end ferrule	mm²	0.5…4 / 0.5…4			
Tightening torque range (clamping screw)	Nm	0.5…0.8 (M 3)			
Stripping length / blade size	mm / -	9 / 3.5 x 0.6			
Information					

Rated data		IEC	UL	CSA	EN 50019
Rated current	A	10			
Rated cross-section	mm²	4			
Rated impulse voltage / Pollution severity	kV/-			/ 3	
Plug gauge IEC 60-947-1 / flammability class acc. UL 94				A3 / V2	
Approvals					
Electronic built-in components					
Diode current / diode voltage	V / A				
voltage LED / current LED / polarity	V / mA / -				
Resistance / Varistor	-/V				
Clampable conductors (H05V/H07V)		**Rated connection**		**Additional connection**	
Solid / stranded	mm²	0.5…4 / 0.5…4			
Flexible / flexible w. wire end ferrule	mm²	0.5…4 / 0.5…2.5			
Tightening torque range (clamping screw)	Nm	0.4…0.7 (M 2.5)			
Stripping length / blade size	mm / -	6 / 3.5 x 0.6			
Information					

Order data

Version		Type	Spannung	Qty.	Order No.
Terminal components	LED red	DK 4/32 RC 220R/220NF	230 V	5	**0692160000**
see circuit diagram above	LED green				
	Neon lamp				
	Neon lamp				
Information					

Version		Type	Spannung	Qty.	Order No.
Terminal components	LED red	DKT 4/32 PT100		10	**8014730000**
see circuit diagram above	LED green				
	Neon lamp				
	Neon lamp				
Information					

Accessories

Cross-connection, screwable		Type	Current [A]	Qty.	Order No.
	2-pole	Q 2 AKZ4	32	50	**0336400000**
	3-pole	Q 3 AKZ4	32	50	**0336500000**
	4-pole	Q 4 AKZ4	32	50	**0336600000**
(Q)	10-pole				
External cross-connection			**Current [A]**		
	2-pole	QB 2 WI RA6 IS	27	50	**0482700000**
	3-pole	QB 3 WI RA6 IS	27	50	**0482800000**
	4-pole	QB 4 WI RA6 IS	27	50	**0482900000**
End plate					
	beige	AP DK4		20	**0359260000**
Socket					
		STB 8.5/D4/2.3/M2.5 AKZ		50	**0215700000**
Test plug					
		PS 2.3 RT		20	**0180400000**
Connecting sleeve					
Cross-connection saddle					
Fixing screw / Partition disc					
	Fixing screw				
	Partition disc	TSCH 4 AKZ4		100	**0363360000**
Marking systems					
For detailed information on other accessories and applications see “Accessories”					

Cross-connection, screwable		Type	Current [A]	Qty.	Order No.
	2-pole	Q 2 AKZ4	32	50	**0336400000**
	3-pole	Q 3 AKZ4	32	50	**0336500000**
	4-pole	Q 4 AKZ4	32	50	**0336600000**
	10-pole				
External cross-connection			**Current [A]**		
	2-pole	QB 2 WI RA6 IS	27	50	**0482700000**
	3-pole	QB 3 WI RA6 IS	27	50	**0482800000**
	4-pole	QB 4 WI RA6 IS	27	50	**0482900000**
End plate					
	beige	AP DKT4 PA		20	**0687560000**
Socket					
		STB 8.5/D4/2.3/M2.5 AKZ		50	**0215700000**
Test plug					
		PS 2.3 RT		20	**0180400000**
Connecting sleeve					
Cross-connection saddle					
Fixing screw / Partition disc					
	Fixing screw				
	Partition disc	TSCH 4 AKZ4		100	**0363360000**
Marking systems					
		DEK 6			
For detailed information on other accessories and applications see “Accessories”					

Terminal Blocks

Modular feed-through terminals

TS 35 + TS 32 / PA C.2 - C.4

Fuse terminals

TS 35 + TS 32 / PA C.5

Modular feed-through terminals

TS 35 + TS 32 / PA

When using ATEX certified components in hazardous area applications the installation instructions and the rated data for accessories in the technical appendix must be considered.

width x length x height, min. height	mm
Max. current / max. cond. cross-section	A/mm²
Max. clamping range	mm²

SAK 2.5/EN — 2.5 mm²



6.1 x 41.5 x 42.5
41 / 6
0.13 ... 6

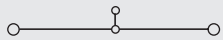

Technical data

IEC 60947-7-1 — EEx e II II 2 G D

IEC	UL	CSA	EN 50019
800	600	600	550
24	25	25	21
2.5	AWG 22…12	AWG 26…10	2.5
	8 / 3		
	/ V2		

KEMA 97ATEX1798 U

Rated connection	Additional connection
0.5…6 / 0.5…4	
0.5…4 / 0.5…4	
0.4…0.6 (M 2.5)	
10 / 3.5 x 0.6	
1,5 / 0.5...4	

To use twin ferrules is the rated voltage 690 V.

Order data

Version	Type	Qty.	Order No.
beige	SAK 2.5/EN	100	**0218660000**
blue	SAK 2.5/EN BL	100	**0218680000**

Accessories

Cross-connection, screwable	Type	Current [A]	Qty.	Order No.
2-pole	Q 2 SAK2.5	41	50	**0337000000**
3-pole	Q 3 SAK2.5	41	50	**0337100000**
4-pole	Q 4 SAK2.5	41	50	**0337200000**
(Q) 10-pole	Q 10 SAK2.5	41	20	**0368700000**
Connecting sleeve				
Fixing screw				
Fuse cartridges				
Cross-connection saddle				
Cross-connection saddle				
Connecting sleeve				
Fixing screw				
Socket / Test plug				
Socket	STB 8.5/5/2.3/M3 SAK2.5		50	**0280600000**
Test plug	PS 2.3 RT		20	**0180400000**
End plate	**Width [mm]**			
beige	AP SAK2.5/35 + AST3+4	1.5	20	**0460560000**
blue	AP SAK2.5/35 BL	1.5	20	**0460580000**
Partition / Partition disc	**Width [mm]**			
beige	TW SAK2.5	2.5	20	**0302860000**
blue	TW SAK2.5 BL	1.5	20	**0302880000**
Partition disc	TSCH 1	2	100	**0319160000**
Cover / fixing screw (plastic)				
Cover	AD 3 SAK2.5		50	**0297900000**
Fixing screw (plastic)	BFSC M3X22 PA/RT		100	**0128900000**
Marking systems				
	DEK 6			

Information

Detailed information on all versions in chapter accessories.

SAK 4/EN — 4 mm²



6.5 x 42 x 47.5
41 / 6
0.13 ... 6

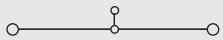

Technical data

IEC 60947-7-1 — EEx e II II 2 G D

IEC	UL	CSA	EN 50019
800	600	600	550
32	30	36	28
4	AWG 22…12	AWG 26…10	4
	8 / 3		
	A4 / V2		

KEMA 97ATEX1798 U

Rated connection	Additional connection
0.5…6 / 0.5…4	
0.5…4 / 0.5…4	
0.5…1.0 (M 3)	
12 / 3.5 x 0.6	
1.5…1.5	
0.5…1.5	

To use twin ferrules is the rated voltage 690 V.

Order data

Type	Qty.	Order No.
SAK 4/EN	100	**0467460000**
SAK 4/EN BL	100	**0467480000**

Accessories

Type	Current [A]	Qty.	Order No.
Q 2 SAK4	41	50	**0336700000**
Q 3 SAK4	41	50	**0336800000**
Q 4 SAK4	41	50	**0336900000**
Q 10 SAK4	41	20	**0368800000**
VL 2 SAK4		50	**0197000000**
VH 19/5/3.5 SAK4-16		50	**0285100000**
BFSC M3X25		100	**0292500000**
STB 14/D5/2.3/M3 SAK2.5		50	**0168600000**
PS 2.3 RT		20	**0180400000**
Width [mm]			
AP SAK4-10	1.5	20	**0117960000**
AP SAK4-10 BL	1.5	20	**0117980000**
Width [mm]			
TW 4 SAK4-10	1.5	20	**0130160000**
TW 4 SAK4-10 BL	1.5	20	**0130180000**
TSCH 1	2	100	**0319160000**
AD 4 SAK4		50	**0285300000**
BFSC M3X22 PA/RT		100	**0128900000**
DEK 6			

Modular feed-through terminals

SAK 6/EN — 6 mm²



8 x 40 x 47.5
57 / 10
0.33 ... 10

IEC 60947-7-1 — EEx e II II 2 G D

IEC	UL	CSA	EN 50019
800	600	600	550
41	40	47	36
6	AWG 22…8	AWG 26…6	6
	8 / 3		
	A5 / V2		

KEMA 97ATEX1798 U

Rated connection	Additional connection
0.5…10 / 0.5…6	
0.5…10 / 0.5…6	
0.8…1.6 (M 3.5)	
12 / 4.0 x 0.8	

To use twin ferrules is the rated voltage 690 V.

Type	Qty.	Order No.
SAK 6/EN	100	**0212860000**
SAK 6/EN BL	100	**0212880000**

Type	Current [A]	Qty.	Order No.
Q 2 SAK6N	57	50	**0456700000**
Q 3 SAK6N	57	50	**0456800000**
Q 4 SAK6N	57	50	**0456900000**
Q 10 SAK6N	57	20	**0457000000**
VL 2 SAK6N/SAKT		50	**0194700000**
VH 19/5/3.5 SAK4-16		50	**0285100000**
BFSC M3X25		100	**0292500000**
STB 14/D6/4/M3 SAK10		50	**0169900000**
PS 4 F.STB 4		20	**0299600000**
Width [mm]			
AP SAK4-10	1.5	20	**0117960000**
AP SAK4-10 BL	1.5	20	**0117980000**
Width [mm]			
TW 4 SAK4-10	1.5	20	**0130160000**
TW 4 SAK4-10 BL	1.5	20	**0130180000**
TSCH 1	2	100	**0319160000**
AD 4 SAK6N		50	**0196600000**
BFSC M3X22 PA/RT		100	**0128900000**
DEK 8			

SAK 10/EN — 10 mm²



10 x 41.5 x 47.5
76 / 16
1.5 ... 16

IEC 60947-7-1 — EEx e II II 2 G D

IEC	UL	CSA	EN 50019
800	600	600	550
57	60	65	50
10	AWG 14…6	AWG 16…6	10
	8 / 3		
	B6 / V2		

KEMA 97ATEX1798 U

Rated connection	Additional connection
1.5…10 / 1.5…16	
1.5…16 / 1.5…10	
2.0…2.4 (M 4)	
12 / 5.5 x 1.0	

Tightening torque 2 Nm for 10 and 16 mm² stranded and AWG 6/7 wire.

Type	Qty.	Order No.
SAK 10/EN	100	**0337660000**
SAK 10/EN BL	100	**1784410000**

Type	Current [A]	Qty.	Order No.
Q 2 SAK10	57	50	**0457100000**
Q 3 SAK10	57	50	**0457200000**
Q 4 SAK10	57	50	**0457300000**
Q 10 SAK10	57	20	**0457400000**
VL 2 SAK6N/SAKT		50	**0194700000**
VH 19/5/3.5 SAK4-16		50	**0285100000**
BFSC M3X25		100	**0292500000**
STB 14/D6/4/M3 SAK10		50	**0169900000**
PS 4 F.STB 4		20	**0299600000**
Width [mm]			
AP SAK4-10	1.5	20	**0117960000**
AP SAK4-10 BL	1.5	20	**0117980000**
Width [mm]			
TW 4 SAK4-10	1.5	20	**0130160000**
TW 4 SAK4-10 BL	1.5	20	**0130180000**
TSCH 1	2	100	**0319160000**
AD 4 SAK10		50	**0178600000**
BFSC M3X22 PA/RT		100	**0128900000**
DEK 5			

SAK 16/EN — 16 mm²



12 x 50 x 53.5
76 / 16
2.5 ... 16

IEC 60947-7-1 — EEx e II II 2 G D

IEC	UL	CSA	EN 50019
1000	600	600	750
76	80	87	66
16	AWG 12…6	AWG 16…6	16
	8 / 3		
	B6 / V2		

KEMA 97ATEX1798 U

Rated connection	Additional connection
2.5…16 / 4…16	
4…16 / 4…16	
2.0…2.4 (M 4)	
15 / 5.5 x 1.0	

Installation of the QL side by side use a TW/AP.

Type	Qty.	Order No.
SAK 16/EN	50	**0339760000**
SAK 16/EN BL	50	**1784390000**

Type	Current [A]	Qty.	Order No.
Q 2 SAK16	76	50	**0457500000**
Q 3 SAK16	76	50	**0457600000**
Q 4 SAK16	76	50	**0457700000**
Q 10 SAK16	76	20	**0457800000**
VL 2 SAK16/SAKA		50	**0135800000**
VH 19/5/3.5 SAK4-16		50	**0285100000**
BFSC M3X25		100	**0292500000**
STB 14/D6/4/M3 SAK10		50	**0169900000**
PS 4 F.STB 4		20	**0299600000**
Width [mm]			
AP SAK16	1.5	20	**0271160000**
AP SAK16 BL	1.5	20	**0271180000**
Width [mm]			
TSCH 1	2	100	**0319160000**
AD 4 SAK16		50	**0518200000**
BFSC M3X22 PA/RT		100	**0128900000**
DEK 5			

Modular feed-through terminals

TS 35 + TS 32 / PA

SAK 35/EN — 35 mm²



When using ATEX certified components in hazardous area applications the installation instructions and the rated data for accessories in the technical appendix must be considered.

width x length x height, min. height	mm
Max. current / max. cond. cross-section	A/mm²
Max. clamping range	mm²

18 x 58 x 63.5	
150 / 50	
2.5 ... 50	

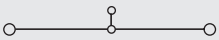

Technical data

IEC 60947-7-1 — EEx e II Ex II 2 G D

Rated data		IEC	UL	CSA	EN 50019
Rated voltage	V	800	600	600	550
Rated current	A	125	105	145	109
Rated cross-section	mm²	35	AWG 12…2	AWG 12…2	35
Rated impulse voltage / Pollution severity	kV/-			8 / 3	
Plug gauge IEC 60-947-1 / flammability class acc. UL 94				B8 / V2	
Approvals				KEMA 97ATEX1798 U	

Clampable conductors (H05V/H07V)		Rated connection	Additional connection
Solid / stranded	mm²	2.5…16 / 4…50	
Flexible / flexible w. wire end ferrule	mm²	2.5…35 / 2.5…35	
Tightening torque range (clamping screw)	Nm	4.0…5.0 (M 6)	
Stripping length / blade size	mm / -	18 / 6.5 x 1.2	
2 clampable conductors of equal cross-section			
Solid / stranded	mm²	2.5…16…16	
Flexible / flexible w. wire end ferrule	mm²	2.5…16 / 2.5…16	

Information

Installation of the QL side by side use a TW/AP.

Order data

Version	Type	Qty.	Order No.
beige	SAK 35/EN	20	**0339860000**
blue	SAK 35/EN BL	20	**1784400000**

Information

Accessories

Cross-connection, screwable	Type	Current [A]	Qty.	Order No.
2-pole	QL 2 SAK35	99	20	**0123600000**
3-pole	QL 3 SAK35	99	20	**0123700000**
4-pole	QL 4 SAK35	99	20	**0123800000**
(Q) 10-pole	QL 10 SAK35	99	20	**0338600000**
Connecting sleeve	VH 17/8/5 SAK35		50	**0267000000**
Fixing screw	BFSC M4X30		50	**0267100000**
Fuse cartridges	SS M4 D 128-A 4		100	**0136400000**
Cross-connection saddle				
Cross-connection saddle				
Connecting sleeve				
Fixing screw				
Socket / Test plug				
Socket	STB 16/D7/4/M4 SAK35		50	**0140200000**
Test plug	PS 4 F.STB 4		20	**0299600000**
End plate		**Width [mm]**		
beige	AP SAK35/TW SAK16	1.5	10	**0303660000**
blue	AP SAK35/TW SAK16 BL	1.5	10	**0303680000**
Partition / Partition disc		**Width [mm]**		
beige	TW SAK35	1.5	20	**0304360000**
blue				
Partition disc				
Cover / fixing screw (plastic)				
Cover	AD 4 SAK35		50	**0178700000**
Fixing screw (plastic)	BFSC M4X32 PA/RT		100	**0129100000**
Marking systems				
	DEK 5			

Detailed information on all versions in chapter accessories.

Fuse terminals

TS 35 + TS 32 / PA

When using ATEX certified components in hazardous area applications the installation instructions and the rated data for accessories in the technical appendix must be considered.

		ASK 1	KDKS 1 LED
		4 mm²	4 mm²
		With or without LED	
Width/Length/Height with TS35x7.5	mm	x 58 x 34	**8** x 62.75 x 55.5
Max. current / max. cond. cross-section	A/mm²	**6.3 / 4**	**6.3 / 4**
Max. clamping range	mm²	**0.13 ... 4**	**0.5 ... 4**



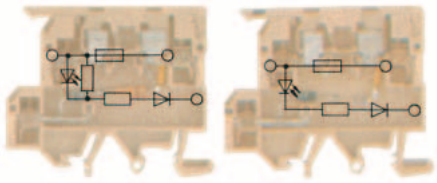

Technical data

Rated data		ASK 1 IEC	ASK 1 UL	ASK 1 CSA	ASK 1 EN 50019	KDKS 1 LED IEC	KDKS 1 LED UL	KDKS 1 LED CSA	KDKS 1 LED EN 50019
Rated voltage for adjacent terminal	V	500							
Rated current	A	6.3	10	6.3		6.3			
Rated cross-section	mm²	4	AWG 22... 12	AWG 26... 12		4			
Rated impulse voltage / Pollution severity	kV/-		6 / 3				/ 3		
Plug gauge IEC 60-947-1 / flammability class acc. UL 94			A3 / V2				A3 / V2		
Approvals									

Clampable conductors (H05V/H07V)		ASK 1 Rated connection	ASK 1 Additional connection	KDKS 1 LED Rated connection
Solid / stranded	mm²	0.5…4		0.5…4
Flexible / flexible w. wire end ferrule	mm²	0.5…4 / 0.5…4		0.5…4 / 0.5…4
Tightening torque range (clamping screw)	Nm	0.5…1.0 (M 3)		0.6…0.8 (M 3)
Stripping length / blade size	mm / -	9 / 3.5 x 0.6		9 / 3.5 x 0.6
2 clampable conductors of equal cross-section				
Solid / stranded	mm²			
Flexible / flexible w. wire end ferrule	mm²			

Information

The rated cross-section is reduced to max. 2.5 mm² when using cross-connection bridges.

Order data

Version	ASK 1 Type	Qty.	Order No.	KDKS 1 LED Type	Qty.	Order No.
500V ac/dc	ASK 1/EN	100	**0474560000**			
400V ac/dc						
250V ac/dc						
with neon lamp 230V ac/dc						
with LED 230V ac	ASK 1/EN LD 1D 230VAC	25	**0225760000**	KDKS1/EN LD 230VAC	25	**8148910000**
with LED 230V dc	ASK 1/EN LD 120K 230VDC	25	**0225660000**			
with neon lamp 115V ac/dc						
with LED 115V ac	ASK 1/EN LD 1D 115VAC	25	**0225560000**	KDKS1/EN LD 115VAC	25	**8142840000**
with LED 115V dc	ASK 1/EN LD 56K 115VDC	25	**0225460000**			
with LED 60V ac						
with LED 60V dc	ASK 1/EN LD 33K 60VDC	25	**0226460000**			
mit lamp 48V ac/dc						
with LED 48V ac	ASK 1/EN LD 1D 48VAC	25	**0225360000**	KDKS1/EN LD 48 VAC	25	**8148920000**
with LED 48V dc	ASK 1/EN LD 27K 48VDC	25	**0225260000**			
with LED 24V ac	ASK 1/EN LD 1D 24VAC	25	**0222860000**	KDKS1/EN LD 24 VAC	25	**8148930000**
with LED + - 24V dc	ASK 1/EN LD 15K 24VDC	25	**0222760000**	KDKS1/EN LD 24VDC	25	**8146450000**
mit lamp 24V ac/dc						
500V ac/dc						

Information

Accessories

Cross-connection		ASK 1 Type	Current [A]	Qty.	Order No.	KDKS 1 LED Type	Current [A]	Qty.	Order No.
	2-pole	QB 2 WI RA8 IS		50	**0461100000**	QB 2 WI RA8 IS		50	**0461100000**
	3-pole	QB 3 WI RA8 IS		50	**0461200000**	QB 3 WI RA8 IS		50	**0461200000**
	4-pole	QB 4 WI RA8 IS		50	**0461300000**	QB 4 WI RA8 IS		50	**0461300000**
(Q)	10-pole								
End plate / partition	(behind last terminal)		**Width [mm]**				**Width [mm]**		
		AP ASK1		20	**0380360000**	AP KDKS1 EN		20	**9503340000**
Marking systems									
		DEK 8							

For detailed information on other accessories and applications see “Accessories”

Content

Modular terminals for high-temperature applications

TS 32 / Ceramic D.2 - D.3

Nuclear power terminal blocks

Overview D.4 - D.5

TS 32 / EP D.6 - D.10

Modular terminals for high-temperature applications

TS 32 / Ceramic

When using ATEX certified components in hazardous area applications the installation instructions and the rated data for accessories in the technical appendix must be considered.

Width/Length/Height with TS32	mm	**8** x 40 x 53	**8** x 40 x 53
Max. current / max. cond. cross-section	A/mm²	**41 / 6**	**41 / 6**
Max. clamping range	mm²	**0.33 ... 6**	**0.33 ... 6**

SAKK 4 Sn — 4 mm²

Tin Plated for high continuous temperatures - max. 250 °C



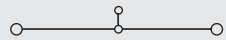

SAKK 4 Ni — 4 mm²

Nickel Plated for fire rated application - max. 750°C for 3 hours



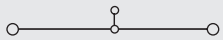

Technical data

Rated data	SAKK 4 Sn	SAKK 4 Ni
IEC 60947-7-1	EEx e II Ex II 2 G D	EEx e II Ex II 2 G D
IEC	800	800
UL		
CSA		
EN 50019	275	275
IEC	32	32
UL		
CSA		
EN 50019	28	28
IEC	4	4
UL		
CSA		
EN 50019	4	4
Rated voltage V		
Rated current A		
Rated cross-section mm²		
Rated impulse voltage / Pollution severity kV/-	8 / 3	8 / 3
Plug gauge IEC 60-947-1 / flammability class acc. UL 94	A4 / 5VB	A4
Approvals	SIRA 03ATEX3425 U	SIRA 03ATEX3425 U

Clampable conductors (H05V/H07V)	Rated connection	Additional connection	Rated connection	Additional connection
Solid / stranded mm²	0.5…6		0.5…6	
Flexible / flexible w. wire end ferrule mm²	0.5…4 / 0.5…4		0.5…4 / 0.5…4	
Tightening torque range (clamping screw) Nm	0.5…1.0 (M 3)		0.5…1.0 (M 3)	
Stripping length / blade size mm / -	10 / 3.5 x 0.6		10 / 3.5 x 0.6	
2 clampable conductors of equal cross-section				
Solid / stranded mm²	0.5…1.5			
Flexible / flexible w. wire end ferrule mm²	0.5…1.5 / 0.5…1.5			
Information	Don't use a mechanic or automatic screw driver to fix the wire.		Don't use a mechanic or automatic screw driver to fix the wire.	

Order data

Version	Type	Qty.	Order No.	Type	Qty.	Order No.
white	SAKK 4 KER/WS	50	**1598080000**	SAKK 4	50	**9502600000**
Information						

Accessories

Cross-connection, screwable	Type	Current [A]	Qty.	Order No.	Type	Current [A]	Qty.	Order No.
2-pole	QL 2 SAKK 4 TIN		100	**9509420000**	QL 2 SAKK 4		n.a.	**9502540000**
3-pole	QL 3 SAKK 4 TIN		100	**9509430000**	QL 3 SAKK 4		n.a.	**9502550000**
4-pole	QL 4 SAKK 4 TIN		50	**9509440000**	QL 4 SAKK 4		n.a.	**9502560000**
(Q) 10-pole	QL 10 SAKK 4 TIN		20	**9509450000**	QL 10 SAKK 4		n.a.	**9502570000**
Connecting sleeve	VH 13.5 SAKK4		100	**9509460000**	VH 13.5 SAKK 4		100	**9502580000**
Fixing screw	BS(M3X20) SAKK 4&10		100	**9503280000**	BS(M3X20) SAKK 4&10		100	**9503280000**
Fuse cartridges								
Cross-connection saddle								
Cross-connection saddle								
Connecting sleeve	VH 13.5 SAKK4		100	**9509460000**	VH 13.5 SAKK 4		100	**9502580000**
Fixing screw	BS(M3X20) SAKK 4&10		100	**9503280000**	BS(M3X20) SAKK 4&10		100	**9503280000**
Socket / Test plug								
Socket								
Test plug								
End plate		**Width [mm]**				**Width [mm]**		
white	AP SAKK4/10 KER/WS		10	**9502630000**	AP SAKK4/10 KER/WS		10	**9502630000**
blue								
Partition / Partition disc		**Width [mm]**				**Width [mm]**		
white								
blue								
Partition disc								
Cover / fixing screw (plastic)								
Cover								
Fixing screw (plastic)								
Marking systems								
	DEK 6,5				DEK 6,5			
Detailed information on all versions in chapter accessories.	Twin ferrule ZH 0.5 … ZH 2.5 usable. End barrier MEW 1/32 order no. 0445600000; Locking pin SST3 order no. 0152700000				End Barrier MEW 1/32 order no. 0445600000; Locking pin SST3 order no. 0152700000			

Modular terminals for high-temperature applications

SAKK 10 Sn — 10 mm²

Tin Plated for high continuous temperatures - max. 250 °C



11.5 x 40 x 53
76 / 16
1.5 ... 16

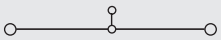

IEC 60947-7-1 — EEx e II Ⓔx II 2 G D

IEC	UL	CSA	EN 50019
800			275
57			50
10			10
	8 / 3		
	B6 / 5VB		

SIRA 03ATEX3425 U

Rated connection	Additional connection
1.5…16 / 1.5…16	
1.5…16 / 1.5…10	
2.0…2.4 (M 4)	
12 / 5.5 x 1.0	

Don't use a mechanic or automatic screw driver to fix the wire.

Type	Qty.	Order No.
SAKK 10 KER/WS	50	**1598090000**

Type	Current [A]	Qty.	Order No.
QL 2 SAKK 10 TIN		100	**9509470000**
QL 3 SAKK 10 TIN		50	**9509480000**
QL 4 SAKK 10 TIN		50	**9509490000**
QL 10 SAKK 10 TIN		20	**9509500000**
VH 12.5 SAKK10		50	**9509510000**
BS(M3X20) SAKK 4&10		100	**9503280000**
VH 12.5 SAKK10		50	**9509510000**
BS(M3X20) SAKK 4&10		100	**9503280000**

Type	Width [mm]	Qty.	Order No.
AP SAKK4/10 KER/WS	10		**9502630000**

DEK 5

End barrier MEW 1/32 order no. 0445600000; Locking pin SST3 order no. 0152700000

SAKK 10 Ni — 10 mm²

Nickel Plated for fire rated application - max. 750°C for 3 hours



11.5 x 40 x 53
76 / 16
1.5 ... 16

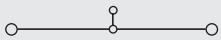

IEC 60947-7-1 — EEx e II Ⓔx II 2 G D

IEC	UL	CSA	EN 50019
800			275
57			50
10			10
	8 / 3		
	B6		

SIRA 03ATEX3425 U

Rated connection	Additional connection
1.5…16 / 1.5…16	
1.5…16 / 1.5…10	
2.0…2.4 (M 4)	
12 / 5.5 x 1.0	

Don't use a mechanic or automatic screw driver to fix the wire.

Type	Qty.	Order No.
SAKK 10	50	**9502610000**

Type	Current [A]	Qty.	Order No.
QL 2 SAKK 10		100	**9502650000**
QL 3 SAKK 10		50	**9502660000**
QL 4 SAKK 10		50	**9502670000**
QL 10 SAKK 10		20	**9502680000**
VH 12.5 SAKK 10		50	**9502690000**
BS(M3X20) SAKK 4&10		100	**9503280000**
VH 12.5 SAKK 10		50	**9502690000**
BS(M3X20) SAKK 4&10		100	**9503280000**

Type	Width [mm]	Qty.	Order No.
AP SAKK4/10 KER/WS	10		**9502630000**

DEK 5

End barrier MEW 1/32 order no. 0445600000; Locking pin SST3 order no. 0152700000

Nuclear power terminal blocks

Terminal Blocks for the Containment Areas of Nuclear Power Generating Stations

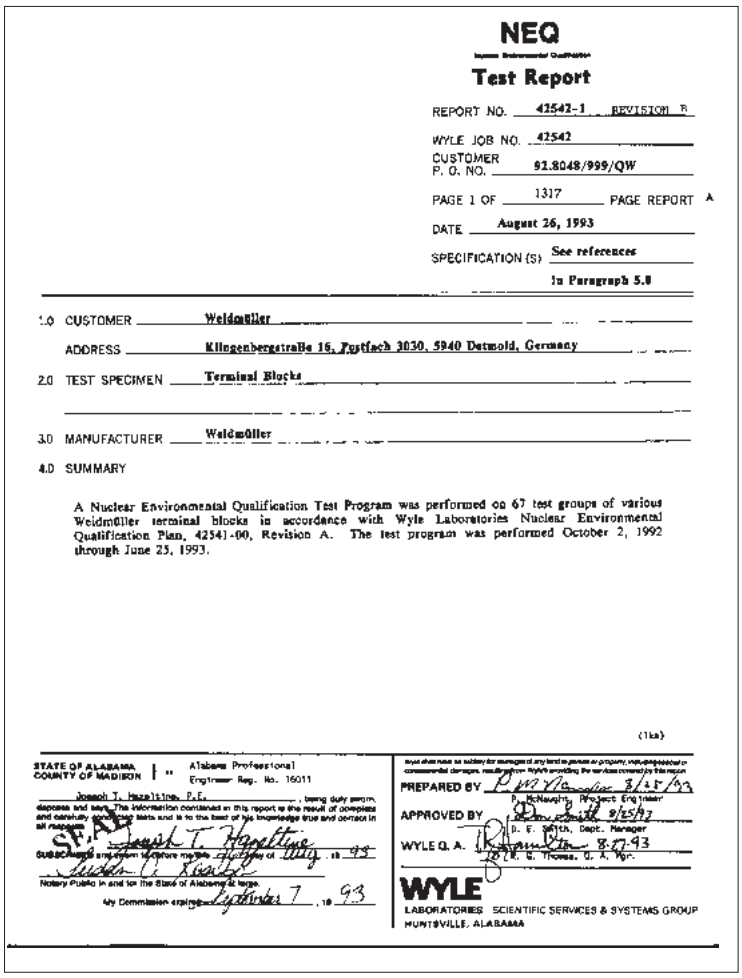

NEQ

Test Report

REPORT NO. 42542-1 REVISION B

WYLE JOB NO. 42542

CUSTOMER P. O. NO. 92.8048/999/QW

PAGE 1 OF 1317 PAGE REPORT A

DATE August 26, 1993

SPECIFICATION (S) See references in Paragraph 5.0

1.0 CUSTOMER Weidmüller

ADDRESS Klingenbergstraße 16, Postfach 3030, 5940 Detmold, Germany

2.0 TEST SPECIMEN Terminal Blocks

3.0 MANUFACTURER Weidmüller

4.0 SUMMARY

A Nuclear Environmental Qualification Test Program was performed on 67 test groups of various Weidmüller terminal blocks in accordance with Wyle Laboratories Nuclear Environmental Qualification Plan, 42541-00, Revision A. The test program was performed October 2, 1992 through June 25, 1993.

(1ks)

STATE OF ALABAMA COUNTY OF MADISON | Alabama Professional Engineer Reg. No. 16011

Joseph T. Hazeltine, P.E., being duly sworn, deposes and says: The information contained in this report is the result of complete and carefully conducted tests and is to the best of his knowledge true and correct in all respects.

SEAL

Joseph T. Hazeltine

SUBSCRIBED and sworn to before me this 26 day of July, 19 93

Notary Public in and for the State of Alabama at large.

My Commission expires September 7, 19 93

PREPARED BY P. McNaught, Project Engineer 8/25/93

APPROVED BY D. E. Smith, Dept. Manager 8/25/93

WYLE Q. A. R. G. Thomas, Q. A. Mgr. 8-27-93

WYLE LABORATORIES SCIENTIFIC SERVICES & SYSTEMS GROUP HUNTSVILLE, ALABAMA





Nuclear power terminal blocks

High standards are set for products used in containment areas of nuclear power generating stations. Years of radioactive radiation must not lead to failure. Signals must be transmitted faultlessly in the case of accidents, for example, steam escaping after a coolant pipe burst.

In particular, steam enveloping the terminal blocks could lead to problems. Unsuitable terminal blocks cause leakage currents, which lead to signal distortions. That is why only products which have been approved in accordance with IEEE Class 1 E are allowed to be installed in containment areas.

The special feature of the tests carried out using Weidmüller's terminal blocks is that not only was the insulation resistance measured following an accident simulation, but that the leakage current was recorded during the LOCA test (Loss of Coolant Accident).

Weidmüller also offers for these applications a choice of products made from the special epoxy resin material EP with inorganic filler, which meets the demands for high standards.

The comprehensive test results produced by the Wyle Laboratories enable the regulatory body to judge Weidmüller's products for containment areas Class 1 E (accident simulation test profile 4) and for general use (accident simulation test profile 1) in nuclear generating stations.

Basis: **IEEE 323 – 1983**
"Qualifying class 1 E Equipment for Nuclear Power Generating Stations"

IEE 344 – 1987
"Recommended Practices for Seismic Qualification of Class 1 E Equipment for Nuclear Power Generating Stations"

Agency: Wyle Laboratories, Huntsville, Alabama, USA

Period: 1992 – 1993

The basis for the qualification statement are the standards laid down in the IEEE that comprise the following product cycles:

1. Functional Test/Initial Values
- Insulation resistance
- Volume resistances

2. Radioactive Aging
- Total dose: 220 Mrad
- Dose rate: 1 Mrad/h
- Volume resistance after contamination

3. Thermal aging equivelant to 40 years of operation at ambient temperature
- 32 °C = 90 °F outside of containment area
- 65 °C = 150 °F within the containment area
- Accelerated aging
- Insulation resistance after contamination

4. Earthquake Simulation
- 5 OBE, 1 SSE test in 3 axses
- Monitoring of the electrical functions

5. Accident Simulation
- Inside and outside of the containment area
- Monitoring of leakage currents for different applications during the accident simulation
- Insulation resistance after contamination

6. Functional Test/Final Values
- Volume resistance
- Optical inspection

As well as the special terminal blocks for the containment areas, which correspond to the standards according to Class 1 E, Weidmüller has subjected a range of standard terminal blocks to intensive tests in accordance with test profile 1. They all fully meet the demands set for terminal blocks for outside of restricted areas.

Accident Simulation Test Profile 1 Typical PWR Outside Containment Simulation
During the 4-hour test, saturated steam is fed to the temperature control. This simulation is carried out at atmospheric pressure.

Accident Simulation Test Profile 4 Typical PWR Inside Containment Simulation
During the 29-hour test, saturated steam is fed to the temperature control. In the period from the 3rd to 24th hour, the test circuit that is coated with a chemical spray is alternatively coated with a deminaralizing spray. This simulation is carried out at an increased pressure of a maximum of 4500 hPa (4.5 bar).

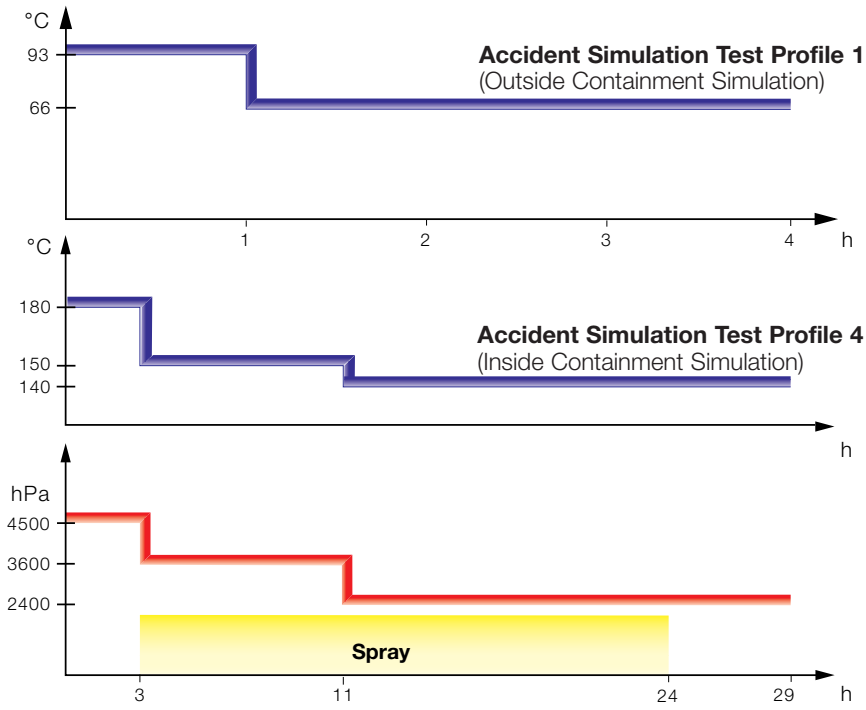

Modular terminals for nuclear power stations

TS 32 / EP

When using ATEX certified components in hazardous area applications the installation instructions and the rated data for accessories in the technical appendix must be considered.

Width/Length/Height with TS32	mm
Max. current / max. cond. cross-section	A/mm²
Max. clamping range	mm²

SAKH 4 — 4 mm²



6.5 x 40 x 51.5
41 / 6
0.13 ... 6

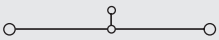

Technical data

IEC 60947-7-1 — EEx e II (Ex) II 2 G D

Rated data	IEC	UL	CSA	EN 50019
Rated voltage V	800	600	600	550
Rated current A	32	20	36	28
Rated cross-section mm²	4	AWG 22…12	AWG 26…10	4
Rated impulse voltage / Pollution severity kV/-		8 / 3		
Plug gauge IEC 60-947-1 / flammability class acc. UL 94		A4 / V-0		
Approvals			KEMA 97ATEX1798 U	

Clampable conductors (H05V/H07V)	Rated connection	Additional connection
Solid / stranded mm²	0.5…6 / 0.5…4	
Flexible / flexible w. wire end ferrule mm²	0.5…4 / 0.5…4	
Tightening torque range (clamping screw) Nm	0.5…1.0 (M 3)	
Stripping length / blade size mm / -	12 / 3.5 x 0.6	
2 clampable conductors of equal cross-section		
Solid / stranded mm²		
Flexible / flexible w. wire end ferrule mm²		

Information

The rated voltage is 630/690 V when using wire end ferrules without end cover or partition plates.

Order data

Version	Type	Qty.	Order No.
black	SAK 4 EP/SW	100	**0128300000**
	SAK 4 CUN/EP/SW	100	**0168800000**

Information

Accessories

Cross-connection, screwable	Type	Current [A]	Qty.	Order No.
2-pole	Q 2 SAK4	41	50	**0336700000**
3-pole	Q 3 SAK4	41	50	**0336800000**
4-pole	Q 4 SAK4	41	50	**0336900000**
(Q) 10-pole	Q 10 SAK4	41	20	**0368800000**
Connecting sleeve				
Fixing screw				
Fuse cartridges				
Cross-connection saddle				
Cross-connection saddle				
Connecting sleeve				
Fixing screw				
Socket / Test plug				
Socket	STB 14/D5/2.3/M3 SAK2.5		50	**0168600000**
Test plug	PS 4 F.STB 4		20	**0299600000**
End plate		**Width [mm]**		
black				
blue				
Partition / Partition disc		**Width [mm]**		
black	TW SAK4-10 EP/SW	2,5	20	**0130100000**
blue				
Partition disc				
Cover / fixing screw (plastic)				
Cover				
Fixing screw (plastic)				
Marking systems				
	DEK 5			

Detailed information on all versions in chapter accessories.

SAKH 6 — 10 mm²

14 x 57 x 76.5
76 / 16
0.5 ... 16

IEC 60947-7-1

Rated data	IEC	UL	CSA	EN 50019
Rated voltage V	1000			
Rated current A	57			
Rated cross-section mm²	10			
Rated impulse voltage / Pollution severity kV/-		8 / 3		
Plug gauge IEC 60-947-1 / flammability class acc. UL 94		B6 / V-0		

Clampable conductors (H05V/H07V)	Rated connection	Additional connection
Solid / stranded mm²	0.5…16 / 10…16	
Flexible / flexible w. wire end ferrule mm²	0.5…10 / 0.5…10	
Tightening torque range (clamping screw) Nm	1.2…2.4 (M 4)	
Stripping length / blade size mm / -	12 / 1.0 x 5.5	
2 clampable conductors of equal cross-section		
Solid / stranded mm²	0.5…4	
Flexible / flexible w. wire end ferrule mm²	0.5…4 / 0.5…4	

Order data

Type	Qty.	Order No.
SAKH 6 EP/SW	50	**0126600000**

Accessories

Type	Current [A]	Qty.	Order No.
Width [mm]			
AP SAKH6-10 EP/SW	4	20	**0131700000**
Width [mm]			
TW SAK4-10 EP/SW	2,5	20	**0130100000**
DEK 5			

Modular terminals for nuclear power stations

SAKH 10 — 10 mm²

14 x 57 x 76.5
57 / 16
1.5 ... 16

IEC 60947-7-1

IEC	UL	CSA	EN 50019
1000			
57			
10			
8 / 3			
B6 / V-0			

Rated connection	Additional connection
1.5…16…16	
2.5…10 / 1…10	
1.2…2.4 (M 4)	
12 / 5.5 x 1.0	

Type	Qty.	Order No.
SAKH 10 EP/SW	50	**0126700000**
SAKH 10 CUN/EP/SW	50	**1104700000**

Type	Current [A]	Qty.	Order No.
Width [mm]			
AP SAKH6-10 EP/SW	4	20	**0131700000**
Width [mm]			
TW SAK4-10 EP/SW	2,5	20	**0130100000**

DEK 5

SAKH 35 — 35 mm²

18 x 125 x 90
150 / 50
4 ... 50

IEC 60947-7-1

IEC	UL	CSA	EN 50019
1000			
125			
35			
8 / 3			
B8 / V-0			

Rated connection	Additional connection
4…16 / 16…50	
4…50 / 4…35	
4.0…5.0 (M 6)	
/ 6.5 x 1.2	

Type	Qty.	Order No.
SAKH 35 EP/SW	20	**1596240000**
SAKH 35/M.AP CUN/EP/SW	20	**1593540000**

Type	Current [A]	Qty.	Order No.
Width [mm]			
Width [mm]			

DEK 6,5

Modular terminals for nuclear power stations

TS 32 / EP

When using ATEX certified components in hazardous area applications the installation instructions and the rated data for accessories in the technical appendix must be considered.

Width/Length/Height with TS32	mm
Max. current / max. cond. cross-section	A/mm²
Max. clamping range	mm²

KMVF LI 6.3 EP/SW — 2.5 mm²

6 x 70 x 54
20



KMVF RE 6.3 EP/SW — 2.5 mm²

6 x 70 x 54
20



Technical data

Rated data		IEC	UL	CSA	EN 50019
Rated voltage	V	800			
Rated current	A	16			
Rated cross-section	mm²	2.5			
Rated impulse voltage / Pollution severity	kV/-		8 / 3		
Plug gauge IEC 60-947-1 / flammability class acc. UL 94			/ V-0		
Approvals					

Clampable conductors (H05V/H07V)		Rated connection	Additional connection
Solid / stranded	mm²		
Flexible / flexible w. wire end ferrule	mm²	0.5…2.5	
Tightening torque range (clamping screw)	Nm		
Stripping length / blade size	mm / -		
2 clampable conductors of equal cross-section			
Solid / stranded	mm²		
Flexible / flexible w. wire end ferrule	mm²		

Information

250 V rated voltage with same-direction arrangement and 800 V with staggered arrangement of KMVF LI und KMVF RE alternating.

Rated data		IEC	UL	CSA	EN 50019
Rated voltage	V	800			
Rated current	A	16			
Rated cross-section	mm²	2.5			
Rated impulse voltage / Pollution severity	kV/-		8 / 3		
Plug gauge IEC 60-947-1 / flammability class acc. UL 94			/ V-0		
Approvals					

Clampable conductors (H05V/H07V)		Rated connection	Additional connection
Solid / stranded	mm²		
Flexible / flexible w. wire end ferrule	mm²	0.5…2.5	
Tightening torque range (clamping screw)	Nm		
Stripping length / blade size	mm / -		
2 clampable conductors of equal cross-section			
Solid / stranded	mm²		
Flexible / flexible w. wire end ferrule	mm²		

Information

250 V rated voltage with same-direction arrangement and 800 V with staggered arrangement of KMVF LI und KMVF RE alternating.

Order data

Version	Type	Qty.	Order No.
black	KMVF LI 6.3 EP/SW	50	**0249100000**

Information

Version	Type	Qty.	Order No.
black	KMVF RE 6.3 EP/SW	50	**0249200000**

Information

Accessories

Cross-connection, screwable	Type	Current [A]	Qty.	Order No.
2-pole				
3-pole				
4-pole				
(Q) 10-pole				
Connecting sleeve				
Fixing screw				
Fuse cartridges				
Cross-connection saddle				
Cross-connection saddle				
Connecting sleeve				
Fixing screw				
Socket / Test plug				
Socket				
Test plug				
End plate		Width [mm]		
black				
blue				
Partition / Partition disc		Width [mm]		
black				
blue				
Partition disc				
Cover / fixing screw (plastic)				
Cover				
Fixing screw (plastic)				
Marking systems				
	DEK 5			

Detailed information on all versions in chapter accessories.

Cross-connection, screwable	Type	Current [A]	Qty.	Order No.
2-pole				
3-pole				
4-pole				
(Q) 10-pole				
Connecting sleeve				
Fixing screw				
Fuse cartridges				
Cross-connection saddle				
Cross-connection saddle				
Connecting sleeve				
Fixing screw				
Socket / Test plug				
Socket				
Test plug				
End plate		Width [mm]		
black				
blue				
Partition / Partition disc		Width [mm]		
black				
blue				
Partition disc				
Cover / fixing screw (plastic)				
Cover				
Fixing screw (plastic)				
Marking systems				
	DEK 5			

Detailed information on all versions in chapter accessories.

Modular terminals for nuclear power stations

KMVT LI 2.4 EP/SW — 0.5 mm²

6 x 70 x 62



IEC	UL	CSA	EN 50019
800			
12			
0.5			
	8 / 3		
	/ V-0		

Rated connection	Additional connection

250 V rated voltage with same-direction arrangement and 800 V with staggered arrangement of KMVF LI und KMVF RE alternating.

Type	Qty.	Order No.
KMVT LI 2.4 EP/SW	50	**0249300000**

Type	Current [A]	Qty.	Order No.
	Width [mm]		
	Width [mm]		

DEK 5

KMVT RE 2.4 EP/SW — 0.5 mm²

6 x 70 x 62



IEC	UL	CSA	EN 50019
800			
12			
0.5			
	8 / 3		
	/ V-0		

Rated connection	Additional connection

250 V rated voltage with same-direction arrangement and 800 V with staggered arrangement of KMVF LI und KMVF RE alternating.

Type	Qty.	Order No.
KMVT RE 2.4 EP/SW	50	**0249400000**

Type	Current [A]	Qty.	Order No.
	Width [mm]		
	Width [mm]		

DEK 5

PPT/35 — 6 mm²



15 x 138 x 77
30 / 10
0.5 ... 10

IEC 60947-7-1

IEC	UL	CSA	EN 50019
1500			
30			
6			
	/ 3		
	/ V-0		

Rated connection	Additional connection
0.5…10 / 0.5…10	
12	

Type	Qty.	Order No.
PPT/35	10	**3835020000**

Type	Current [A]	Qty.	Order No.
STB 17/D6/4/M4 SAKC10		50	**0147100000**
PS 4 F.STB 4		20	**0299600000**
	Width [mm]		
AP PPT/35	3	10	**3835120000**
	Width [mm]		

DEK 5

It is only allowed to pull out the disconnect plug (3835360000) with the special tool(3835260000). Insulated rail (0514300000).

Content

Mini Modular Terminals

Mini Modular Terminals
TS 15 / PA E.2 - E.3

Modular PE terminals
TS 15 / PA E4 - E.6

Fuse terminals
TS 15 / PA E.7

With push-on connection
TS 15 / PA E.8 - E.9

With solder connection
TS 15 / PA E.10 - E.13

With Termi-Point / Wire-Wrap connection
TS 15 / PA E.14 - E.15

Mini Modular Terminals

Modular feed-through terminal
Modular disconnect test terminal

TS 15/PA

Please observe the installation instructions and the rated data for accessories in the "Technical appendix" section when using these terminals in EEx e applications.

		AKZ 1.5	AKZ 2.5
		1.5 mm²	2.5 mm²
		Modular feed-through terminal (V2)	Modular feed-through terminal (V2)
			
width x length x height on TS15x5.5	mm	**5.1** x 24.8 x 25	**5.1** x 25.5 x 26.5
max. current / max. conductor	A/mm²	**24 / 2.5**	**32 / 4**
max. clamping range	mm²	**0.21 ... 2.5**	**0.13 ... 4**
		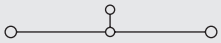	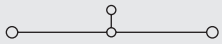

Technical specification

		AKZ 1.5				AKZ 2.5			
		IEC 60947-7-1			EEx e II II 2 G D	IEC 60947-7-1			EEx e II II 2 G D
Rated data		**IEC**	**UL**	**CSA**	**EN 50019**	**IEC**	**UL**	**CSA**	**EN 50019**
Rated voltage (to adjacent terminal for PE)	V	250	150	300	175	250	300	300	175
Rated current	A	17.5	15	10	10	24	10	10	15
Rated cross-section	mm²	1.5	AWG 22 ...14	AWG 24...16	1.5	2.5	AWG 22 ...12	AWG 26...12	2.5
Rated surge voltage / Pollution severity	kV/-		4 / 3				4 / 3		
IEC 60-947-1 gauge / UL 94 combustibility class			A1 / V2				A3 / V2		
Approvals					SIRA 02ATEX3001 U				SIRA 02ATEX3001 U
Clamped conductors (H05V/H07V)		**Rated connection**				**Rated connection**			
solid / multistrand	mm²	0.5...2.5 / 1.5...1.5				0.5...4 / 1.5...2.5			
fine strand / fine strand w. wire end ferrule	mm²	0.5...1.5 / 0.5...1.5				0.5...2.5 / 0.5...2.5			
Tightening torque, clamping screw	Nm	0.4...0.6 (M 2.5)				0.4...0.6 (M 2.5)			
Stripping length / Blade size	mm / -	7 / 3.0 x 0.5				7 / 3.0 x 0.5			
2 clamped conductors, equal cross-section H05V/H07V									
solid / multistrand	mm²	0.5...1				0.5...1.5			
fine strand / fine strand w. wire end ferrule	mm²	0.5...1 / 0.5...0.75				0.5...1.5 / 0.5...1.5			
Note									

Ordering data

Model	AKZ 1.5 **Type**	**Qty**	**Order No.**	AKZ 2.5 **Type**	**Qty**	**Order No.**
dark beige, Wemid (PA)	AKZ 1.5	100	**0340460000**	AKZ 2.5	100	**0697160000**
blue, Wemid (PA)	AKZ 1.5 BL	100	**0340480000**	AKZ 2.5 BL	100	**0697180000**
green/yellow, Wemid (PA)						
Note						

Accessories

		AKZ 1.5 **Type**	**Current [A]**	**Qty**	**Order No.**	AKZ 2.5 **Type**	**Current [A]**	**Qty**	**Order No.**
Screwed cross-connection									
Q3	2-pole	Q 2 AKZ1.5	24	50	**0368200000**	Q 2 AKZ1.5	24	50	**0368200000**
	3-pole	Q 3 AKZ1.5	24	50	**0368300000**	Q 3 AKZ1.5	24	50	**0368300000**
	4-pole	Q 4 AKZ1.5	24	50	**0368400000**	Q 4 AKZ1.5	24	50	**0368400000**
	10-pole	Q 10 AKZ1.5	24	50	**0368500000**	Q 10 AKZ1.5	24	50	**0368500000**
End cover plate/Partition plate			**Width [mm]**				**Width [mm]**		
End cover plate	dark beige, Wemid	AP AKZ1.5	1.5	50	**0340560000**	AP AKZ2.5	2.5	50	**0697360000**
	blue, Wemid	AP AKZ1.5 BL	1.5	50	**0340580000**	AP AKZ2.5 BL	2.5	50	**0697380000**
Partition plate	dark beige, Wemid					TW AKZ 2.5	0.5	20	**0318560000**
	blue, Wemid					TW AKZ2.5 BL	0.5	20	**0318580000**
End bracket			**Width [mm]**				**Width [mm]**		
	dark beige	EW 15	9.5	50	**0382860000**	EW 15	9.5	50	**0382860000**
Testing / Checking									
	Socket	STB 8.5/D4/2.3/M2.5 AKZ		50	**0215700000**	STB 8.5/D4/2.3/M2.5 AKZ		50	**0215700000**
	Test plug	PS 2.3 RT		20	**0180400000**	PS 2.3 RT		20	**0180400000**
Labelling systems	**(see selection in chapter M)**								
	Labelling tags	DEK 5				DEK 5			
Detailed information on other accessories and their use can be found in the "Accessories" section.									

Mini Modular Terminals

AKZ 4 — 4 mm²

Modular feed-through terminal (V2)



6.1 x 27 x 30.5
41 / 6
0.13 ... 6

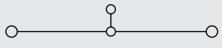

IEC 60947-7-1 — EEx e II II 2 G D

IEC	UL	CSA	EN 50019
400	300	300	275
32	27	10	21
4	AWG 22 ...12	AWG 24...12	4
	6 / 3		
	A3 / V2		

SIRA 02ATEX3001 U

Rated connection
0.5...6 / 1.5...4
0.5...4 / 0.5...4
0.6...0.8 (M 3)
8 / 3.5 x 0.6
0.5...1.5
0.5...1.5 / 0.5...1.5

Twin wire end ferrules ZH 0.5 - ZH 1.5

Type	Qty	Order No.
AKZ 4	100	**0294360000**
AKZ 4 BL	100	**0294380000**

Type	Current [A]	Qty	Order No.
Q 2 AKZ4	24	50	**0336400000**
Q 3 AKZ4	24	50	**0336500000**
Q 4 AKZ4	24	50	**0336600000**
Q 10 AKZ4	24	50	**0368600000**
	Width [mm]		
AP AKZ4	1.5	20	**0294460000**
AP AKZ4 BL	1.5	20	**0294480000**
TW AKZ4	0.5	50	**0348260000**
	Width [mm]		
EW 15	9.5	50	**0382860000**
STB 8.5/D4/2.3/M2.5 AKZ		50	**0215700000**
PS 2.3 RT		20	**0180400000**

DEK 6

SAKR — 2.5 mm²

Modular disconnect test terminal

6.5 x 42 x 45
10 / 4
0.13 ... 4

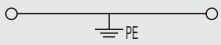

IEC 60947-7-2

IEC	UL	CSA	EN 50019
400			
10			
4			
	6 / 3		
	A3 / V2		

Rated connection
0.5...4 / 1.5...4
0.5...4 / 0.5...4
0.5...1.0 (M 3)
7 / 3.0 x 0.5
0.5...1.5
0.5...1.5 / 0.5...1.5

QB 25, see chapter accessories.
Twin wire end ferrules ZH 0.5 - ZH 1.5

Type	Qty	Order No.
SAKR 15	100	**0412760000**
SAKR 15 2STB	100	**0412860000**

Type	Current [A]	Qty	Order No.
QB 2 insulated		50	**0482700000**
QB 3 insulated		50	**0482800000**
QB 4 insulated		50	**0482900000**
QB 25 uninsulated		20	**0134000000**
	Width [mm]		
AP (1.5)		20	**0211360000**
	Width [mm]		
EW 15	9.5	50	**0382860000**
PS 2.3		20	**0180400000**

DEK 6.5

Mini modular terminals

Modular PE terminals TS 15 / PA

When using ATEX certified components in hazardous area applications the installation instructions and the rated data for accessories in the technical appendix must be considered.

Width/Length/Height with TS 15	mm
Max. current / max. cond. cross-section	A/mm²
Max. clamping range	mm²

AKE 2.5 — 2.5 mm²

Protective earth terminals



5.1 x 28 x 28
/ 4
0.13 ... 4

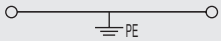

Technical data

IEC 60947-7-2 — EEx e II II 2 G D

Rated data	IEC	UL	CSA	EN 50019
Rated cross-section mm²	2.5	AWG 22… 12	AWG 26… 12	2.5
Rated voltage for adjacent terminal V	250			
Rated impulse voltage / Pollution severity kV	4			
Short-duration withstand current A	300 A (2.5 mm²)			
Pollution severity	3			
Plug gauge IEC 60-947-1 / flammability class acc. UL 94	A3 / V2			
Approvals			SIRA 02ATEX3001 U	

Clampable conductors (H05V/H07V)	Rated connection	Additional connection
Solid / stranded mm²	0.5…4 / 1.5…2.5	
Flexible / flexible w. wire end ferrule mm²	0.5…2.5 / 0.5…2.5	
Tightening torque range (clamping screw) Nm	0.4…0.6 (M 2.5)	
Tightening torque range (fixing screw) Nm	0.4…0.6 (M 2.5)	
Stripping length / blade size mm / -	7 / 3.0 x 0.5	

2 clampable conductors of equal cross-section
Solid / stranded mm²
Flexible / flexible w. wire end ferrule mm²

Information

Order data

Version	Type	Qty.	Order No.
green/yellow	AKE 2.5	100	**1303360000**

Information

Accessories

Rail support	Type	Qty.	Order No.

Marking systems	
	DEK 5

For detailed information on other accessories and applications see “Accessories”

AKE 4 MS — 4 mm²

PE terminal



7 x 27.5 x 30
/ 4
0.5 ... 4



IEC 60947-7-2

Rated data	IEC	UL	CSA	EN 50019
Rated cross-section mm²	4		AWG 22… 14	
Rated voltage for adjacent terminal V				
Rated impulse voltage / Pollution severity kV				
Short-duration withstand current A	480 A (4 mm²)			
Pollution severity	3			
Plug gauge IEC 60-947-1 / flammability class acc. UL 94	A3			
Approvals				

Clampable conductors (H05V/H07V)	Rated connection	Additional connection
Solid / stranded mm²	0.5…4 / 1.5…4	
Flexible / flexible w. wire end ferrule mm²	0.5…4 / 0.5…4	
Tightening torque range (clamping screw) Nm	0.8…1.6 (M 3.5)	
Tightening torque range (fixing screw) Nm	0.8…1.6 (M 3.5)	
Stripping length / blade size mm / -	9 / 3.5 x 0.6	

2 clampable conductors of equal cross-section
Solid / stranded mm²
Flexible / flexible w. wire end ferrule mm²

Information

Order data

Type	Qty.	Order No.
AKE 4 MS	50	**0211200000**

Accessories

Rail support	Type	Qty.	Order No.

Marking systems	

For detailed information on other accessories and applications see “Accessories”

Mini modular terminals

AKE 4 — 4 mm²

PE terminal

7 x 32 x 34.5
/ 4
0.13 ... 4

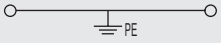

IEC 60947-7-2 — EEx e II II 2 G D

IEC	UL	CSA	EN 50019
4	AWG 22… 12	AWG 26… 12	4
500			
6			
	480 A (4 mm²)		
	3		
	A3 / V2		
			SIRA 02ATEX3001 U

Rated connection	Additional connection
0.5…4 / 1.5…4	
0.5…4 / 0.5…2.5	
0.5…1.0 (M 3)	
0.5…1.0 (M 3)	
9 / 3.5 x 0.6	

Type	Qty.	Order No.
AKE 4	100	**0380260000**

Type	Qty.	Order No.
DEK 6,5		

Mini modular terminals

With electronic components
TS 15 / PA

AKZ 4 LD — 4 mm²

DCvoltageindicator

When using ATEX certified components in hazardous area applications the installation instructions and the rated data for accessories in the technical appendix must be considered.

Width/Length/Height with TS35x7.5	mm	**6** x 35.5 x 30
Max. current / max. cond. cross-section	A/mm²	**10 / 4**
Max. clamping range	mm²	**0.5 ... 4**

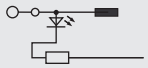

Technical data

Rated data		IEC	UL	CSA	EN 50019
Rated voltage	V	24			
Rated current	A	10			
Rated cross-section	mm²	4			
Rated impulse voltage / Pollution severity	kV/-		1 / 3		
Plug gauge IEC 60-947-1 / flammability class acc. UL 94			A3 / V2		
Approvals					
Electronic built-in components					
Diode current / diode voltage	V / A				
voltage LED / current LED / polarity	V / mA / -	24 / 5			
Resistance / Varistor	-/V				

Clampable conductors (H05V/H07V)		Rated connection	Additional connection
Solid / stranded	mm²	0.5…4 / 0.5…4	
Flexible / flexible w. wire end ferrule	mm²	0.5…4 / 0.5…4	
Tightening torque range (clamping screw)	Nm	0.5…0.8 (M 3)	
Stripping length / blade size	mm / -	8 / 3.5 x 0.6	
Information		Conductor for solder connection max. 1.5 mm²	

Order data

Version		Type	Spannung	Qty.	Order No.
Terminal components	LED red				
see circuit diagram above	LED green	AKZ 4 LD 24VDC	24 VDC	25	**8022520000**
	Neon lamp				
	Neon lamp				
Information					

Accessories

Cross-connection, screwable		Type	Current [A]	Qty.	Order No.
	2-pole	Q 2 AKZ4	32	50	**0336400000**
	3-pole	Q 3 AKZ4	32	50	**0336500000**
	4-pole	Q 4 AKZ4	32	50	**0336600000**
(Q / QB)	10-pole	Q 10 AKZ4	32	20	**0368600000**
External cross-connection			**Current [A]**		
	2-pole				
	3-pole				
	4-pole				
End plate					
	beige	AP AKZ4		20	**0294460000**
Socket		STB 8.5/D4/2.3/M2.5 AKZ		50	**0215700000**
Test plug		PS 2.3 RT		20	**0180400000**
Connecting sleeve		VH 10/4/2.8 AKZ4		50	**0446600000**
Cross-connection saddle		VL 2 AKZ4/DK4		50	**0446700000**
Fixing screw / Partition disc					
	Fixing screw	BFSC M2.5X14 SAKD2.5N		100	**0266800000**
	Partition disc				
Marking systems					
		DEK 6			
For detailed information on other accessories and applications see “Accessories”					

Mini modular terminals

Fuse terminals
TS 15 / PA

ASK 1/15 — **4 mm²**



When using ATEX certified components in hazardous area applications the installation instructions and the rated data for accessories in the technical appendix must be considered.

Width/Length/Height with TS 15	mm	**8** x 58 x 34
Max. current / max. cond. cross-section	A/mm²	**6.3 / 4**
Max. clamping range	mm²	**0.13 ... 4**

Technical data

Rated data		IEC	UL	CSA	EN 50019
Rated voltage for adjacent terminal	V	500	300	300	
Rated current	A	6.3	10	6.3	
Rated cross-section	mm²	4	AWG 22… 12	AWG 26… 12	
Rated impulse voltage / Pollution severity	kV/-		6 / 3		
Plug gauge IEC 60-947-1 / flammability class acc. UL 94			A3 / V2		
Approvals					

Clamped conductor (H05V/H07V)		Rated connection	Additional connection
Solid / stranded	mm²	0.5…4 / 1.5…4	
Flexible / flexible w. wire end ferrule	mm²	0.5…4 / 0.5…4	
Tightening torque range (clamping screw)	Nm	0.5…1.0 (M 3)	
Stripping length / blade size	mm / -	9 / 3.5 x 0.6	
2 clampable conductors of equal cross-section			
Solid / stranded	mm²		
Flexible / flexible w. wire end ferrule	mm²		

Information

Order data

Version	Type	Qty.	Order No.
without LED	ASK 1/15	100	**0376860000**

Information

Accessories

Cross-connection	Type	Current [A]	Qty.	Order No.
2-pole	QB 2 WI RA8 IS		50	**0461100000**
3-pole	QB 3 WI RA8 IS		50	**0461200000**
4-pole	QB 4 WI RA8 IS		50	**0461300000**
(Q) 10-pole				
Fuse cartridges				
Fixing screw				

Screw cap		Colour
SK		
SK		

Gauge pieces	Colour

Fuse cartridges	
Rated voltage 500V	

Fuse cartridges	
Rated voltage 400V	

Marking systems	
	DEK 6,5

For detailed information on other accessories and applications see “Accessories”	Contact Sleeve order no. 0553300000; AP ASK 1 order no. 0380360000

Mini modular terminals

with push-on connection TS 15 / PA

AKZ 4 SS SE 6.3/2.8	2.5 mm²

AKZ 4 SS WA 2x2.8	1 mm²

When using ATEX certified components in hazardous area applications the installation instructions and the rated data for accessories in the technical appendix must be considered.



		AKZ 4 SS SE 6.3/2.8	AKZ 4 SS WA 2x2.8
Width/Length/Height with TS 15	mm	**6** x 28.45 x 30.5	**6** x 28.5 x 30.5
Max. current / max. cond. cross-section	A/mm²	**8 / 2.5**	**8 / 1**
Max. clamping range	mm²	**0.2 ... 2.5**	**0.2 ... 1**

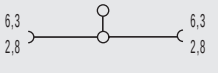

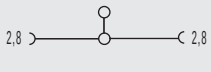

Technical data

IEC 60947-7-1 / IEC 61210

Rated data	IEC	UL	CSA	EN 50019
Rated voltage V	400	150	300	
Rated current A	8	10	10	
Rated cross-section mm²	2.5	AWG 22... 12	AWG 24... 12	
Rated impulse voltage / Pollution severity kV/-		6 / 3		
Plug gauge IEC 60-947-1 / flammability class acc. UL 94		/ V2		
Approvals				

Clampable conductors (H05V/H07V)	Rated connection	Additional connection
Solid / stranded mm²		
Flexible / flexible w. wire end ferrule mm²		
Tightening torque range (clamping screw) Nm		
Stripping length / blade size mm / -		
2 clampable conductors of equal cross-section		
Solid / stranded mm²		
Flexible / flexible w. wire end ferrule mm²		
Information		

IEC 60947-7-1 / IEC 61210

Rated data	IEC	UL	CSA	EN 50019
Rated voltage V	400	150	300	
Rated current A	8	10	10	
Rated cross-section mm²	1	AWG 22... 12	AWG 24... 12	
Rated impulse voltage / Pollution severity kV/-		6 / 3		
Plug gauge IEC 60-947-1 / flammability class acc. UL 94		/ V2		
Approvals				

Clampable conductors (H05V/H07V)	Rated connection	Additional connection
Solid / stranded mm²		
Flexible / flexible w. wire end ferrule mm²		
Tightening torque range (clamping screw) Nm		
Stripping length / blade size mm / -		
2 clampable conductors of equal cross-section		
Solid / stranded mm²		
Flexible / flexible w. wire end ferrule mm²		
Information		

Order data

Version	Type	Qty.	Order No.
slotted	AKZ 4 SS SE 6.3/2.8	100	**0324560000**
Unslotted			
slotted blue			
Unslotted blue			
Information			

Type	Qty.	Order No.
AKZ 4 SS WA 2X2.8	100	**0362460000**

Accessories

Cross-connection	Type	Current [A]	Qty.	Order No.
2-pole	Q 2 AKZ4SS	20	50	**0369000000**
3-pole	Q 3 AKZ4SS	20	50	**0369100000**
4-pole	Q 4 AKZ4SS	20	50	**0369200000**
(Q) 10-pole	Q 10 AKZ4SS	20	20	**0369300000**
Plug adapter				
2-pole				
3-pole				
4-pole				
5-polig				
8-pole				
End plate / partition		**Width [mm]**		
End plate	AP AKZ4	1.5	20	**0294460000**
Partition	TW AKZ4	0.5	50	**0348260000**
Partition disc				
Testing/Checking				
for testing PS	PS 2.3 RT		20	**0180400000**
wired terminal strips StB	STB 8.5/D4/2.3/M2.5 AKZ		50	**0215700000**
Insulating sleeve				
2,8	IH 2.8 DB		100	**0386060000**
6,3	IH 6.3 WEM GE		100	**0386260000**
Marking systems				
	DEK 6			
For detailed information on other accessories and applications see “Accessories”				

Type	Current [A]	Qty.	Order No.
Q 2 AKZ4SS	20	50	**0369000000**
Q 3 AKZ4SS	20	50	**0369100000**
Q 4 AKZ4SS	20	50	**0369200000**
Q 10 AKZ4SS	20	20	**0369300000**
Width [mm]			
AP AKZ4	1.5	20	**0294460000**
TW AKZ4	0.5	50	**0348260000**
PS 2.3 RT		20	**0180400000**
STB 8.5/D4/2.3/M2.5 AKZ		50	**0215700000**
IH 2.8 DB		100	**0386060000**
DEK 6			

Mini modular terminals

AKZ 4 S WA 2x2.8 — 4 mm²



6 x 27 x 30
8 / 4
0.2 ... 4

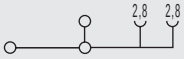

IEC 60947-7-1 / IEC 61210

IEC	UL	CSA	EN 50019
400	150	300	
8	20	10	
4	AWG 22... 12	AWG 24... 12	
	6 / 3		
	A3 / V2		

Rated connection	Additional connection
0.5...4 / 1.5...4	
0.5...4 / 0.5...2.5	
0.6...0.8 (M 3)	
8 / 3.5 x 0.6	

Type	Qty.	Order No.
AKZ 4 S WA 2X2.8	100	**0324460000**

Type	Current [A]	Qty.	Order No.
Q 2 AKZ4	32	50	**0336400000**
Q 3 AKZ4	32	50	**0336500000**
Q 4 AKZ4	32	50	**0336600000**
Q 10 AKZ4	32	20	**0368600000**
	Width [mm]		
AP AKZ4	1.5	20	**0294460000**
TW AKZ4	0.5	50	**0348260000**
PS 2.3 RT		20	**0180400000**
STB 8.5/D4/2.3/M2.5 AKZ		50	**0215700000**
IH 2.8 DB		100	**0386060000**

DEK 6

AKZ 4 SF SE 6.3/2.8 — 4 mm²



6 x 27 x 30
8 / 4
0.2 ... 4

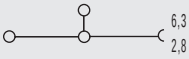

IEC 60947-7-1 / IEC 61210

IEC	UL	CSA	EN 50019
400		300	
8		10	
4		AWG 24... 12	
	6 / 3		
	A3 / V2		

Rated connection	Additional connection
0.5...4 / 1.5...4	
0.5...4 / 0.5...2.5	
0.6...0.8 (M 3)	
8 / 3.5 x 0.6	

Type	Qty.	Order No.
AKZ 4 SF SE 6.3/2.8	100	**0158760000**

Type	Current [A]	Qty.	Order No.
Q 2 AKZ4	32	50	**0336400000**
Q 3 AKZ4	32	50	**0336500000**
Q 4 AKZ4	32	50	**0336600000**
Q 10 AKZ4	32	20	**0368600000**
	Width [mm]		
AP AKZ4	1.5	20	**0294460000**
TW AKZ4	0.5	50	**0348260000**
PS 2.3 RT		20	**0180400000**
STB 8.5/D4/2.3/M2.5 AKZ		50	**0215700000**
IH 2.8 DB		100	**0386060000**
IH 6.3 WEM GE		100	**0386260000**

DEK 6

Mini modular terminals

with solder connection TS 15 / PA

	AKZ 1.5L VS	1.5 mm²	AKZ 4 L	4 mm²

When using ATEX certified components in hazardous area applications the installation instructions and the rated data for accessories in the technical appendix must be considered.





		AKZ 1.5L VS	AKZ 4 L
Width/Length/Height with TS 15	mm	**5** x 34.5 x 25.5	**6** x 35.5 x 30
Max. current / max. cond. cross-section	A/mm²	**16 / 2.5**	**16 / 4**
Max. clamping range	mm²	**0.2 ... 2.5**	**0.2 ... 4**

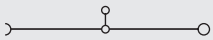

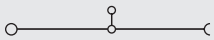

Technical data

		AKZ 1.5L VS	AKZ 4 L
Rated data		IEC 60947-7-1 / IEC 60068-2-20	IEC 60947-7-1 / IEC 60068-2-20
		IEC / UL / CSA / EN 50019	IEC / UL / CSA / EN 50019
Rated voltage	V	250 / - / 150 / -	250 / 300 / 300 / -
Rated current	A	16 / - / 10 / -	16 / 20 / 10 / -
Rated cross-section	mm²	1.5 / - / AWG 24…16 / -	4 / AWG 22…12 / AWG 24…12 / -
Rated impulse voltage / Pollution severity	kV/-	4 / 3	4 / 3
Plug gauge IEC 60-947-1 / flammability class acc. UL 94		A1 / V2	A3 / V2
Approvals			
Clampable conductors (H05V/H07V)		**Rated connection / Additional connection**	**Rated connection / Additional connection**
Solid / stranded	mm²	0.5…2.5…1.5	0.5…4 / 1.5…4
Flexible / flexible w. wire end ferrule	mm²	0.5…1.5 / 0.5…1.5	0.5…4 / 0.5…2.5
Tightening torque range (clamping screw)	Nm	0.4…0.6 (M 2.5)	0.6…0.8 (M 3)
Stripping length / blade size	mm / -	7 / 3.0 x 0.5	8 / 3.5 x 0.6
2 clampable conductors of equal cross-section			
Solid / stranded	mm²		
Flexible / flexible w. wire end ferrule	mm²		
Information			

Order data

Version	AKZ 1.5L VS			AKZ 4 L		
	Type	**Qty.**	**Order No.**	**Type**	**Qty.**	**Order No.**
beige	AKZ 1.5L VS	100	**0340160000**	AKZ 4L SL VS	100	**0334860000**
blue				AKZ 4L SL VS BL	100	**0334880000**
Information						

Accessories

Cross-connection, screwable	AKZ 1.5L VS				AKZ 4 L			
	Type	**Current [A]**	**Qty.**	**Order No.**	**Type**	**Current [A]**	**Qty.**	**Order No.**
2-pole	Q 2 AKZ1.5		50	**0368200000**	Q 2 AKZ4	32	50	**0336400000**
3-pole	Q 3 AKZ1.5	24	50	**0368300000**	Q 3 AKZ4	32	50	**0336500000**
4-pole	Q 4 AKZ1.5	24	50	**0368400000**	Q 4 AKZ4	32	50	**0336600000**
(Q) 10-pole	Q 10 AKZ1.5	24	20	**0368500000**	Q 10 AKZ4	32	20	**0368600000**
Connecting sleeve								
Fixing screw								
Fuse cartridges								
Cross-connection saddle								
Cross-connection saddle					VL 2 AKZ4/DK4		50	**0446700000**
Connecting sleeve					VH 10/4/2.8 AKZ4		50	**0446600000**
Fixing screw					BFSC M2.5X14 SAKD2.5N		100	**0266800000**
Socket / Test plug								
Socket	STB 8.5/D4/2.3/M2.5 AKZ		50	**0215700000**	STB 8.5/D4/2.3/M2.5 AKZ		50	**0215700000**
Test plug	PS 2.3 RT		20	**0180400000**	PS 2.3 RT		20	**0180400000**
End plate		**Width [mm]**				**Width [mm]**		
beige	AP AKZ1.5W	1.5	20	**0329660000**	AP AKZ4	1.5	20	**0294460000**
blue								
Partition / Partition disc		**Width [mm]**				**Width [mm]**		
beige	TW AKZ4 HP/DBR/0.5	0.5	50	**0166800000**	TW AKZ4	0.5	50	**0348260000**
blue								
Partition disc					TSCH 4 AKZ4	6	100	**0363360000**
Cover / fixing screw (plastic)								
Cover					AD 4 AKZ4		50	**0303400000**
Fixing screw (plastic)					BFSC M2.5X18 PA/RT		100	**0303300000**
Marking systems								
	DEK 5				DEK 6			
Detailed information on all versions in chapter accessories.								

Mini modular terminals

AKZ 4 LL VS — 1.5 mm²



6 x 44 x 30
16 / 1.5
0.2 ... 1.5

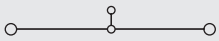

IEC 60947-7-1 / IEC 60068-2-20

IEC	UL	CSA	EN 50019
250	300	300	
16	20	10	
1.5	AWG 22…12	AWG 24…12	
	4 / 3		
	/ V2		

Rated connection	Additional connection
0.5…1.5 / 0.5…1.5	
0.5…1.5	

Type	Qty.	Order No.
AKZ 4 LL VS	100	**0346460000**

Type	Current [A]	Qty.	Order No.
Q 2 AKZ4	32	50	**0336400000**
Q 3 AKZ4	32	50	**0336500000**
Q 4 AKZ4	32	50	**0336600000**
Q 10 AKZ4	32	20	**0368600000**
VL 2 AKZ4/DK4		50	**0446700000**
VH 10/4/2.8 AKZ4		50	**0446600000**
BFSC M2.5X14 SAKD2.5N		100	**0266800000**
STB 8.5/D4/2.3/M2.5 AKZ		50	**0215700000**
PS 2.3 RT		20	**0180400000**
Width [mm]			
AP AKZ4	1.5	20	**0294460000**
Width [mm]			
TW AKZ4	0.5	50	**0348260000**
AD 4 AKZ4		50	**0303400000**
BFSC M2.5X18 PA/RT		100	**0303300000**
DEK 6			

ADK 1 — 4 mm²



6 x 22 x 36.5
16 / 4
0.13 ... 4



IEC	UL	CSA	EN 50019
400	300	300	
16	10	15	
4	AWG 26…12	AWG 26…12	
	6 / 3		
	A3 / V2		

Rated connection	Additional connection
0.5…4 / 1.5…2.5	
0.5…4 / 0.5…2.5	
0.5…1.0 (M 3)	
9 / 3.5 x 0.6	

Type	Qty.	Order No.
ADK 1/1.5	100	**0303860000**
ADK 1/1.5 BL	100	**0303880000**

Type	Current [A]	Qty.	Order No.
PS 2.3 RT		20	**0180400000**
Width [mm]			
AP ADK1		50	**0476260000**
Width [mm]			
TW ADK1 HP/DBR/0.5	0.5	50	**0442300000**
DEK 6			

Mini modular terminals

with solder connection
TS 15 / PA & KRG

	AKZ 4 L KRG	4 mm²	AL 1	1 mm²
				
Width/Length/Height with TS 15 mm	**6** x 35.5 x 30		**6.5** x 32 x 21	
Max. current / max. cond. cross-section A/mm²	**16 / 4**	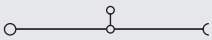	**13.5 / 1**	
Max. clamping range mm²	**0.2 ... 4**		**0.5 ... 1**	

When using ATEX certified components in hazardous area applications the installation instructions and the rated data for accessories in the technical appendix must be considered.

Technical data

	AKZ 4 L KRG				AL 1			
Rated data	IEC 60947-7-1 / IEC 60068-2-20				IEC 60947-7-1 / IEC 60068-2-20			
	IEC	**UL**	**CSA**	**EN 50019**	**IEC**	**UL**	**CSA**	**EN 50019**
Rated voltage V	250	300	300		400			
Rated current A	16	20	10		13.5			
Rated cross-section mm²	4	AWG 22…12	AWG 24…12		1			
Rated impulse voltage / Pollution severity kV/-			4 / 3				6 / 3	
Plug gauge IEC 60-947-1 / flammability class acc. UL 94			A3 / 5VA				/ 5VA	
Approvals								
Clampable conductors (H05V/H07V)	**Rated connection**	**Additional connection**			**Rated connection**	**Additional connection**		
Solid / stranded mm²	0.5…4 / 1.5…4				0.5…1			
Flexible / flexible w. wire end ferrule mm²	0.5…4 / 0.5…2.5				0.5…1			
Tightening torque range (clamping screw) Nm	0.6…0.8 (M 3)							
Stripping length / blade size mm / -	8 / 3.5 x 0.6							
2 clampable conductors of equal cross-section								
Solid / stranded mm²								
Flexible / flexible w. wire end ferrule mm²								
Information								

Order data

	AKZ 4 L KRG			AL 1		
Version	**Type**	**Qty.**	**Order No.**	**Type**	**Qty.**	**Order No.**
beige	AKZ 4L SL VS KRG	100	**0334820000**	AL 1	100	**0137320000**
blue						
Information						

Accessories

	AKZ 4 L KRG				AL 1			
Cross-connection, screwable	**Type**	**Current [A]**	**Qty.**	**Order No.**	**Type**	**Current [A]**	**Qty.**	**Order No.**
2-pole	Q 2 AKZ4	32	50	**0336400000**				
3-pole	Q 3 AKZ4	32	50	**0336500000**				
4-pole	Q 4 AKZ4	32	50	**0336600000**				
(Q) 10-pole	Q 10 AKZ4	32	20	**0368600000**				
Connecting sleeve								
Fixing screw								
Fuse cartridges								
Cross-connection saddle								
Cross-connection saddle	VL 2 AKZ4/DK4		50	**0446700000**				
Connecting sleeve	VH 10/4/2.8 AKZ4		50	**0446600000**				
Fixing screw	BFSC M2.5X14 SAKD2.5N		100	**0266800000**				
Socket / Test plug								
Socket	STB 8.5/D4/2.3/M2.5 AKZ		50	**0215700000**				
Test plug	PS 2.3 RT		20	**0180400000**				
End plate	**Width [mm]**				**Width [mm]**			
beige	AP AKZ4	1.5	20	**0294460000**	EP AL1 HP/DBR/1	1	100	**0164100000**
blue								
Partition / Partition disc	**Width [mm]**				**Width [mm]**			
beige	TW AKZ4	0.5	50	**0348260000**	TW AKZ4 HP/DBR/0.5	0.5	50	**0166800000**
blue								
Partition disc	TSCH 4 AKZ4	6	100	**0363360000**				
Cover / fixing screw (plastic)								
Cover	AD 4 AKZ4		50	**0303400000**				
Fixing screw (plastic)	BFSC M2.5X18 PA/RT		100	**0303300000**				
Marking systems								
	DEK 6				DEK 6,5			
Detailed information on all versions in chapter accessories.								

Mini modular terminals

AKA 2.5 — 2.5 mm²

6 x 20 x 31
20 / 2.5
0.13 ... 2.5



IEC	UL	CSA	EN 50019
400	300	300	
20	20	10	
2.5	AWG 20…12	AWG 24…12	
	6 / 3		
	A3 / V-0		

Rated connection	Additional connection
0.5…2.5 / 1.5…2.5	
0.5…2.5 / 0.5…1.5	
0.4 (M 2.5)	
9 / 3.5 x 0.6	

Type	Qty.	Order No.
AKA 2.5	100	**0300720000**
AKA 2.5 BL	100	**0300770000**

Type	Current [A]	Qty.	Order No.
	Width [mm]		
AP AKA2.5		100	**0162520000**
AP AKA2.5 KRG/BL		50	**0162570000**
	Width [mm]		
DEK 6			

Mini modular terminals

with Termi-Point/Wire-Wrap connection
TS 15 / PA

When using ATEX certified components in hazardous area applications the installation instructions and the rated data for accessories in the technical appendix must be considered.

	AKZ 1.5 T	1.5 mm²	AKZ 4 T	4 mm²
Width/Length/Height with TS 15 mm	**5** x 24.8 x 44.9		**6** x 27	
Max. current / max. cond. cross-section A/mm²	**8 / 2.5**		**10 / 4**	
Max. clamping range mm²	**0.2 ... 2.5**		**0.2 ... 4**	

Technical data

	AKZ 1.5 T	AKZ 4 T
Rated data	IEC 60947-7-1 / VDE 41611-4	IEC 60947-7-1 / VDE 41611-4
Rated voltage V	IEC 125 / UL 300 / CSA 300 / EN 50019	IEC 250 / UL 300 / CSA 300 / EN 50019
Rated current A	8 / 10 / 10	10 / 10 / 10
Rated cross-section mm²	1.5 / AWG 26… 14 / AWG 24… 16	4 / AWG 26… 14 / AWG 24… 12
Rated impulse voltage / Pollution severity kV/-	3 / 3	4 / 3
Plug gauge IEC 60-947-1 / flammability class acc. UL 94	A1 / V2	A3 / V2
Approvals		
Clampable conductors (H05V/H07V)	**Rated connection / Additional connection**	**Rated connection / Additional connection**
Solid / stranded mm²	0.5…2.5 / 1.5	0.5…4 / 1.5…4
Flexible / flexible w. wire end ferrule mm²	0.5…1.5 / 0.5…1.5	0.5…4 / 0.5…2.5
Tightening torque range (clamping screw) Nm	0.4…0.6 (M 2.5)	0.6…0.8 (M 3)
Stripping length / blade size mm / -	7 / 3.0 x 0.5	8 / 3.5 x 0.6
2 clampable conductors of equal cross-section		
Solid / stranded mm²		
Flexible / flexible w. wire end ferrule mm²		
Information		

Order data

Version	AKZ 1.5 T Type	Qty.	Order No.	AKZ 4 T Type	Qty.	Order No.
right	AKZ 1.5 SW 1X1	100	**0357960000**	AKZ 4 SW 1X1	100	**0445860000**
horizontal right						
vertical right						
2 x vertical						
left						
vertical left						
Information						

Accessories

	AKZ 1.5 T Type	Current [A]	Qty.	Order No.	AKZ 4 T Type	Current [A]	Qty.	Order No.
Cross-connection output-side (screwable)								
2-pole	Q 2 AKZ1.5	24	50	**0368200000**	Q 2 AKZ4	32	50	**0336400000**
3-pole	Q 3 AKZ1.5	24	50	**0368300000**	Q 3 AKZ4	32	50	**0336500000**
4-pole	Q 4 AKZ1.5	24	50	**0368400000**	Q 4 AKZ4	32	50	**0336600000**
(Q) 10-pole	Q 10 AKZ1.5	24	20	**0368500000**	Q 10 AKZ4	32	20	**0368600000**
End plate / partition								
End plate	AP AKZ1.5	1.5	50	**0340560000**	AP AKZ4	1.5	20	**0294460000**
End plate blue								
Partition					TW AKZ4	0.5	50	**0348260000**
Partition								
Partition disc					TSCH 4 AKZ4	6	100	**0363360000**
External cross-connection	**Width [mm]**				**Width [mm]**			
2-pole								
3-pole								
4-pole								
Cover								
Cover								
Plombierschraube								
Testing/Checking								
for testing PS	PS 2.3 RT		20	**0180400000**	PS 2.3 RT		20	**0180400000**
wired terminal strips StB	STB 8.5/D4/2.3/M2.5 AKZ		50	**0215700000**	STB 8.5/D4/2.3/M2.5 AKZ		50	**0215700000**
Marking systems								
	DEK 5				DEK 6			
For detailed information on other accessories and applications see “Accessories”								

Mini modular terminals

AKZ 2.5K — 2.5 mm²

5 x 29 x 46
8 / 5.3
0.13 ... 5.3

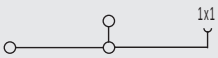

IEC	UL	CSA	EN 50019
250	300	300	
8	10	10	
2.5	AWG 22... 12	AWG 26... 10	
	4 / 3		
	A2 / V2		

Rated connection	Additional connection
0.5...2.5 / 1.5...2.5	
0.5...2.5 / 0.5...2.5	
0.4...0.6 (M 2.5)	
7 / 3.0 x 0.5	

Type	Qty.	Order No.
AKZ 2.5 K SW U/V 1X1	100	**0108960000**

Type	Current [A]	Qty.	Order No.
AP AKZ2.5K	3	50	**0697260000**
TW AKZ2.5	0.5	20	**0318560000**

Width [mm]		
PS 2.3 RT	20	**0180400000**
STB 8.5/D4/2.3/M2.5 AKZ	50	**0215700000**

DEK 5

Content

For direct mounting

Screw connection	F.2	- F.5
Screw connection, ATEX approval	F.6	- F.7

For direct mounting

Screw connection

	MK 2/12	2.5 mm²	MK 3/2 ... 12	2.5 mm²
				
Width x height / ø fixing hole (length and mounting size: see order data) mm	**15.0 x 15.0 / 3.20**		**15.0 x 16.1 / 3.45**	
Max. clamping range mm²	**0.21 ... 4.0**		**0.21 ... 4.0**	

Technical data

Rating data		IEC-60-947-7-1 IEC	UL	CSA	IEC-60-947-7-1 IEC	UL	CSA
Rated voltage	V	125	300	300	400	300	300
Rated current	A	24	10	10	24	25	25
Rated cross-section	mm²	2.5	24..12 AWG	24..12 AWG	2.5	22..12 AWG	22..12 AWG
Rated surge voltage / pollution severity	kV/-		2.5 / 3			6 / 3	
Plug gauge acc. to IEC 60-947-1/ flammability class UL 94			A2 / V2			A2 / 5VA	
Approvals							
Clamping conductor H05V/H07V)							
Solid / stranded	mm²	0.5...4 / 1.5...2.5			0.5...4 / 1.5...2.5		
Flexible / flexible with wire end ferrules	mm²	0.5...2.5 / 0.5...1.5			0.5...2.5 / 0.5...1.5		
Tightening torque range	Nm	0.4...0.45			0.4...0.45		
Stripping length / clamping screw / blade size	mm	5 mm / M 2.5 / 3.5 x 0.6 mm			5 mm / M 2.5 / 3.5 x 0.6 mm		
Notes							

Order data

Version	Type	Length/mounting size mm	Qty	Order no.	Type	Length/mounting size mm	Qty	Order no.
2-pole					MK 3/2	17.40 / 18.5	100	**0273820000**
3-pole					MK 3/3	26.50 / 18.5	50	**0273920000**
4-pole					MK 3/4	35.75 / 18.5	50	**0274020000**
5-pole					MK 3/5	45.00 / 18.5	50	**0274120000**
6-pole					MK 3/6	54.25 / 37.0	50	**0274220000**
7-pole					MK 3/7	63.50 / 37.0	50	**0274320000**
8-pole					MK 3/8	72.75 / 55.5	25	**0274420000**
9-pole					MK 3/9	82.00 / 55.5	25	**0274520000**
10-pole					MK 3/10	91.25 / 74.0	20	**0274620000**
12-pole	MK 2/12	86.00 / 80.0	50	**0241260000**	MK 3/12	110.00 / 92.5	20	**0243520000**
14-pole								
16-pole								
Notes								

Accessories

Split rivet	Type	Qty	Order no.	Type	Qty	Order no.
	SN	500	**0200100000**			
Solder bar						
	MF 2/12		**0241760000**			
Tag strip						
printed	BSTb 28/12 bottom	50	**0245700000**	BSTb 28/12	50	**0245900000**
	BSTb 28/12 top	50	**0278500000**	BSTb 28/8	50	**0290200000**
				BSTb 28/6	50	**0290000000**
				BSTb 28/4	50	**0289800000**
not printed	BSTo 28/12	50	**0245600000**	BSTo 28/12	50	**0245800000**
				BSTo 28/8	50	**0284700000**
				BSTo 28/6	50	**0289500000**
				BSTo 28/4	50	**0289300000**

For direct mounting

MK 4/16 — 2.5 mm²



17.0 x 16.0 / 3.40

0.21 ... 4.0

IEC-60-947-7-1

IEC	UL	CSA
400	150	150
24	20	15
2.5	22..12 AWG	22..12 AWG
	6 / 3	
	A2 / 5VA	

0.5...4 / 1.5...2.5
0.5...2.5 / 0.5...1.5
0.4...0.45
8 mm / M 2.5 / 3.5 x 0.6 mm

Type	Length/mounting size mm	Qty	Order no.
MK 4/16	103.00 / 85.5	20	0244220000

Type	Qty	Order no.
BSTb 28/16 bottom	50	**0262200000**
BSTb 28/16 top	50	**0278700000**
BSTo 28/16	50	**0262100000**

MK 6/2 ... 6/6 — 6.0 mm²



23 x 22 / 3.4

0.33 ... 6.0

IEC-60-947-7-1

IEC	UL	CSA
690	300	300
41.0	30	40
6.0	22...10 AWG	22..10 AWG
	8 / 3	
	A3 / V2	

0.5...6 / 1.5....6
0.5...6 / 0.5...4
1.2...2.0
9 mm / M 4 / 4.0 x 0.8 mm

Type	Length/mounting size mm	Qty	Order no.
MK 6/2	23.5 / -	50	**0620420000**
MK 6/3	36.5 / 13.0	50	**0620320000**
MK 6/4	49.5 / 26.0	20	**0620220000**
MK 6/6	75.5 / 52.0	20	**0620120000**

Type	Qty	Order no.
BSTb 28/6	50	**0304600000**

MK 10/14 — 2.5 mm²



13.5 x 12 / 3.1

0.21 ... 4.0

IEC-60-947-7-1

IEC	UL	CSA
125	150	300
24	25	10
2.5	22...12 AWG	24...12 AWG
	2.5 / 3	
	A2 / V2	

0.5...4 / 1.5...2.5
0.5...2.5 / 0.5...1.5
0.4...0.45
6 mm / M 2.5 / 3.5 x 0.6 mm

Mounted by gluing or with M3x12 screws. Through the empty terminal point chamber

Type	Length/mounting size mm	Qty	Order no.
MK 10/14	88.5 / -	20	**0370160000**

Other pole numbers available on request

Type	Qty	Order no.

For direct mounting

Screw connection

	MK 5/2 o. DE 2.5 mm²	KS 2 ... 10 2.5 mm²
Width x height / ø fixing hole mm (length and mounting size: see order data)	18.0 x 14.2 / 4.2	25.0 x 17.5 / 4.2
Max. clamping range mm²	0.21 ... 4.0	0.21 ... 4.0

Technical data

Rating data		IEC	UL	CSA	IEC	UL	CSA
Rated voltage	V	500			500	300	300
Rated current	A	24			24	20	25
Rated cross-section	mm²	2.5			2.5	22..12 AWG	24...12 AWG
Rated surge voltage / pollution severity	kV/-	6 / 3				6 / 3	
Plug gauge acc. to IEC 60-947-1/ flammability class UL 94		A2 / 5 VA				A2 / 5VA	
Approvals							
Clamping conductor H05V/H07V)							
Solid / stranded	mm²	0.5...4 / 1.5...2.5			0.5...4 / 1.5...2.5		
Flexible / flexible with wire end ferrules	mm²	0.5...2.5 / 0.5...1.5			0.5...2.5 / 0.5...1.5		
Tightening torque range	Nm	0.4...0.45			0.5...0.7		
Stripping length / clamping screw / blade size	mm	5 mm / M 2.5 / 3.5 x 0.6 mm			8 mm / M 3 /4.0 x 0.8 mm		
Notes							

Order data

Version	MK 5/2 Length/mounting size mm	Qty	Order no.	KS 2 Length/mounting size mm	Qty	Order no.
2-pole	40 / 32	100	**0243820000**	42 / 32	100	**0134420000**
3-pole						
4-pole				66 / 56	50	**0140320000**
5-pole						
6-pole				90 / 80	50	**0140620000**
7-pole						
8-pole						
9-pole						
10-pole				138 / 128	20	**0141620000**
12-pole						
14-pole						
16-pole						
Notes						

Accessories

Split rivet	Type	Qty	Order no.	Type	Qty	Order no.
Cover						
D2  D4	D2 MK 5/2		**0244060000**	D2 KS2 TP	100	**0134500000**
				D4 KS4 TP	50	**0140500000**
				D6 KS6 TP	50	**0140800000**
				D10 KS 10 TP	20	**0141800000**
Tag strip						
printed				ELSb 2	50	**0143200000**
				ELSb 4	50	**0143300000**
				ELSb 6	50	**0143400000**
				ELSb 10	50	**0143500000**
not printed				ELSo 2	50	**0142800000**
				ELSo 4	50	**0142900000**
				ELSo 6	50	**0143000000**
				ELSo 10	50	**0143100000**

For direct mounting

BK 2...12 — 4.0 mm²

22 x 20 / 3.40

0.33 ... 4.0

IEC	UL	CSA
400	300	300
32.0	10	10
4.0	22..12 AWG	22..12 AWG
	6 / 3	
	A3 / 5VA	

0.5...4 / 1.5...4
0.5...4 / 0.5...4
0.5...0.7
8 mm / M 3 / 4.0 x 0.8 mm

Type	Length/mounting size mm	Qty	Order no.
BK 2CRN	20 / -	100	**0624720000**
BK 3CRN	31 / 11.0	100	**0624920000**
BK 4CRN	38 / 18.0	100	**0625120000**
BK 6CRN	52 / 32.0	50	**0625220000**
BK12 CRN	92 / 72.5	25	**0625320000**

Type	Qty	Order no.
SN	500	**0200100000**
BSTb 28/2	50	**0203600000**
BSTb 28/3	50	**0203800000**
BSTb 28/4	50	**0197300000**
BSTb 28/6	50	**0197500000**
BSTb 28/12	50	**0198800000**
BSTo 28/2	50	**0203500000**
BSTo 28/3	50	**0203700000**
BSTo 28/4	50	**0197200000**
BSTo 28/6	50	**0197400000**
BSTo 28/12	50	**0198700000**

For direct mounting

Screw connection	BK 2...12/E	4.0 mm²	MK 3/2...12/E	2.5 mm²
ATEX approval				





Width x height / ø fixing hole (length and mounting size: see order data)	mm	**22 x 20 / 3.40**	**15 x 16.1 x 3.45**
Max. clamping range	mm²	**0.33 ... 4.0**	**0.21 ....4**

Technical data

Rating data		IEC	UL	CSA	EN 50019	IEC	UL	CSA	EN 50019
Rated voltage	V	400	300	300	275	400	300	300	275
Rated current	A	32.0	10	10	21	24	25	25	15
Rated cross-section	mm²	4.0	22 ...2 AWG	22 ...12 AWG	4.0	2.5	22 ...12 AWG	22 ...12 AWG	2.5
Rated surge voltage / pollution severity	kV/-	6 / 3				6 / 3			
Plug gauge acc. to IEC 60-947-1/ flammability class UL 94		A3 / 5VA				A2 / 5VA			
Approvals					SIRA 01ATEX3274U				SIRA 01ATEX3248U
Clamping conductor H05V/H07V)									
Solid / stranded	mm²	0.5...4 / 1.5...4				0.5...4 / 1.5...2.5			
Flexible / flexible with wire end ferrules	mm²	0.5...4 / 0.5...4				0.5...2.5/ 0.5...1.5			
Tightening torque range	Nm	0.5...0.7				0.4...0.6			
Stripping length / clamping screw / blade size	mm	8 mm / M 3 / 4.0 x 0.8 mm				5 mm / M 2.5/ 3.5x 0.6 mm			
Notes									

Order data

Version	Type	Length/mounting size mm	Qty	Order no.	Type	Length/mounting size mm	Qty	Order no.
2-pole	BK 2/E	20 / -	100	**7906040000**	MK 3/2/E	17.40 / 18.50	100	**7906110000**
3-pole	BK 3 /E	31 / 11.0	100	**7906060000**	MK 3/3 E	26.50 / 18.50	100	**7906120000**
4-pole	BK 4 /E	38 / 18.0	100	**7906080000**	MK 3/4/E	35.75 / 18.50	50	**7906130000**
5-pole					MK 3/5/E	45.00 / 18.50	50	**7906140000**
6-pole	BK 6 /E	52 / 32.0	50	**7906090000**	MK 3/6/E	54.25 / 37.00	50	**7906150000**
7-pole					MK 3/7/E	63.50 / 37.00	25	**7906160000**
8-pole					MK 3/8/E	72.75 / 55.50	25	**7906170000**
9-pole					MK 3/9/E	82.00 / 55.50	25	**7906180000**
10-pole					MK 3/10/E	91.25 / 74.00	25	**7906190000**
11-pole					MK 3/11/E	100.50 / 74.00	25	**7906200000**
12-pole	BK 12/E	92 / 72.5	25	**7906100000**	MK 3/12/E	110.00 / 92.50	25	**7906210000**
Notes								

Accessories

Split rivet	Type	Qty	Order no.	Type	Qty	Order no.
	SN	500	**0200100000**			
Tag strip						
printed	BSTb 28/2	50	**0203600000**			
	BSTb 28 /3	50	**0203800000**			
	BSTb 28/4	50	**0197300000**			
	BSTb 28/6	50	**0197500000**			
	BSTb 28/12	50	**0198800000**			
not printed	BSTo 28/2	50	**0203500000**			
	BSTo 28/3	50	**0203700000**			
	BSTo 28/4	50	**0197200000**			
	BSTo 28/6	50	**0197400000**			
	BSTo 28/12	50	**0198700000**			

For direct mounting

MK 6/2 ... 6/E — 6.0 mm²



23 x 22 / 3.40

0.21 ... 6

IEC	UL	CSA	EN 50019
690	300	300	420
41.0	30	40	26
6.0	22..10 AWG	22..10 AWG	6.0
	8 / 3		
	A3 / V0		
			SIRA 01ATEX3249U

0.5...6 / 1.5...6
0.5...6 / 0.5...4
1.2...2.0
9 mm / M 4 / 4.0 x 0.8 mm

Type	Length/mounting size mm	Qty	Order no.
MK 6/2/E	23.50 / -	50	**7906220000**
MK 6/3/E	36.50 / 13.00	50	**7906230000**
MK 6/4/E	49.50 / 26.00	20	**7906240000**
MK 6/5/E	62.50 / 26.00	20	**7906250000**
MK 6/6/E	75.50 / 52.00	20	**7906260000**

Type	Qty	Order no.
BSTb 28/6	50	**0304600000**

Content

Overview		
	G.2	- G.3
For 10 x 3 mm busbars		
Clamping yoke	G.4	- G.5
Busbarholders	G.6	- G.7
Mounting directly on metal plate		
Clamping yoke	G.8	
Busbar holder, Spacer	G.9	
Mounting on TS 35		
FM 4-foot / Clamping yoke holder	G.10	
For C-profiles		
Clamping yoke	G.11	

The theoretical concept

Part 1 of the VDE 0133 standard specifies the required equipotential bonding for the electrical components of a machine. The aim is to prevent any undesirable consequences occurring as a result of electrostatic, electromagnetic and mains faults.

The following measures serve this purpose:

- Using filters and delay devices.
- Dividing reference potential into “dirty” and “clean”.
- Neutral earthing of all reference potential with large cross-section (> 6 mm^2).
- Keeping all bonding leads as short as possible.
- Routing all connections parallel to the bonding surface.
- Using screened lines and, if possible, earthing the shield at both ends.
- Isolating and screening switchgear and components susceptible to interference.

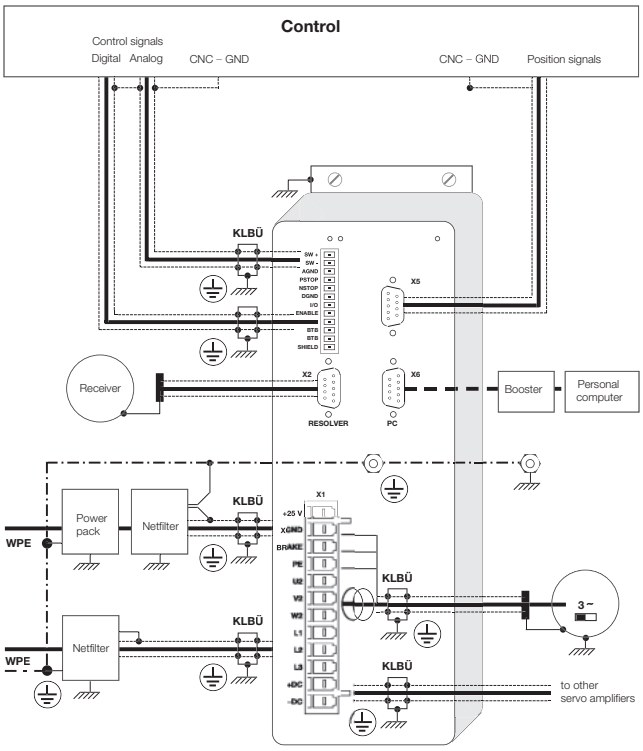

G

Overview of the available KLBÜs

For busbars 10 x 3

For direct mounting

For C-profiles

For TS 35 insulating/conducting



Clip-on for 10 x 3 busbar

In detail

Compression spring

To ensure both simple handling and proper connection, with permanent contact pressure as a result of the spring effect

No extra tools necessary

Simply **swivel onto the busbar by hand** – retrospectively if necessary

Full range

For conductors from 2 to 37 mm diameter



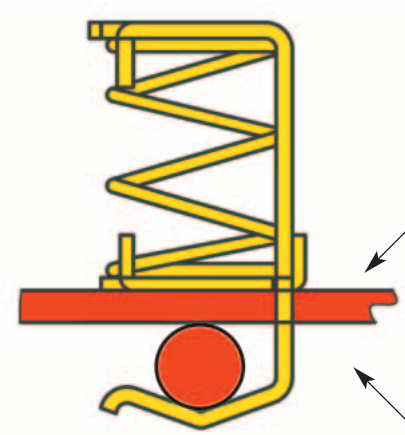

Reliable contact

Changes in diameter (flow) of the conductor compensated for by the elastic behaviour of the clamping yoke for flexible adjustment to the cable diameter

Many options available

Weidmüller offers a wide range of different fastenings for mounting shield connection terminals

For 10 x 3 mm busbars

Clamping yoke

Cable fastened
against the busbar from below



KLBÜ 2x2-6

KLBÜ 3-8

KLBÜ 4-13.5

KLBÜ 10-20

KLBÜ 15 - 32

KLBÜ

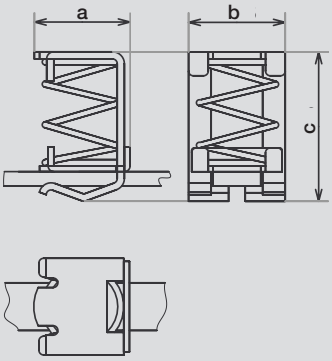

Marking on the product: Ex

Marking EN 50019: Ex EEx e II

Marking EX-RL 94/9/EC: II 2 G D

EC type testing certificate: DMT 02 ATEX E 024 U

Order data

Type	for cable diameter	Dimensions (a x b x c) mm	Qty	Order no.
KLBÜ 2 x 2-6	2.0 ... 6.0 mm	15.0 x 18.0 x 24.0	10	**1675350000**
KLBÜ 3-8	3.0 ... 8.0 mm	13.0 x 18.0 x 26.0	10	**1600480000**
KLBÜ 4 x 13.5	4.0 ... 13.5 mm	20.0 x 20.5 x 31.5	10	**1592810000**
KLBÜ 10-20	10.0 ... 20.0 mm	25.0 x 26.0 x 40.0	10	**1600490000**
KLBÜ 15-32	15.0 ... 32.0 mm	36.0 x 32.0 x 63.9	10	**1716300000**

10 x 3 mm busbars	Length	Material	Qty	Order no.
SSch 10x3x1000 Cu, Sn, Pb	1000.0 mm	Cu, Sn, Pb	1	**0348900000**
SSch 10x3x1000 Fe, Zn, 8B	1000.0 mm	Fe, Zn, 8B	1	**1746130000**

For 10 x 3 mm busbars

Clamping yoke

Cable fastened onto
the busbar from above

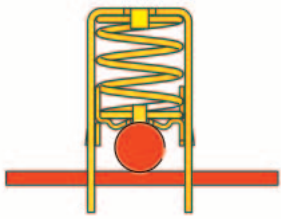



KLBÜ CO 1 KLBÜ CO 2 KLBÜ CO 3 KLBÜ CO 4 KLBÜ CO 5

KLBÜ CO

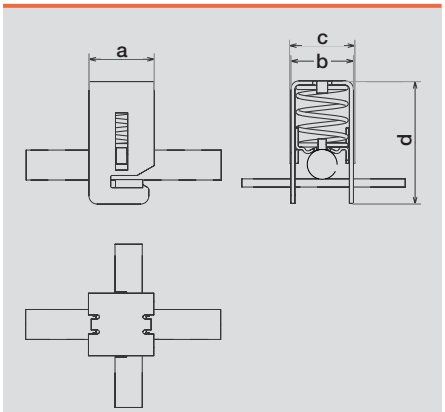

Marking on the product: Ex

Marking EN 50019: Ex EEx e II

Marking EX-RL 94/9/EC: II 2 G D

EC type testing certificate: DMT 02 ATEX E 024 U

Order data

Type	for cable diameter	Dimensions (a x b x c x d) mm	Qty	Order no.
KLBÜ CO 1	3.0 ... 10.0 mm	18.0 x 12.0 x 13.2 x 32.0	10	**1753311001**
KLBÜ CO 2	4.0 ... 15.0 mm	18.0 x 20.0 x 21.1 x 41.6	10	**1752131001**
KLBÜ CO 3	10.0 ... 20.0 mm	25.0 x 23.0 x 24.0 x 45.0	10	**1749151001**
KLBÜ CO 4	15.0 ... 28.0 mm	25.0 x 31.0 x 32.0 x 56.0	10	**1749161001**
KLBÜ CO 5	20.0 ... 37.0 mm	32.0 x 40.0 x 42.7 x 64.5	10	**1755081001**

10 x 3 mm busbars	Length	Material	Qty	Order no.
SSch 10x3x1000 Cu, Sn, Pb	1000.0 mm	Cu, Sn, Pb	1	**0348900000**
SSch 10x3x1000 Fe, Zn, 8B	1000.0 mm	Fe, Zn, 8B	1	**1746130000**

For 10 x 3 mm busbars

Busbar holders

Insulated mounting on TS 35

Type WSH 1



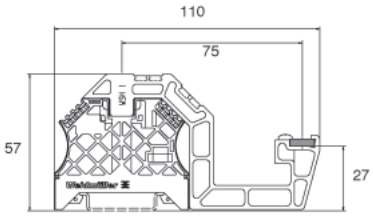

Horizontal mounting only

Type WSH 3/H/N

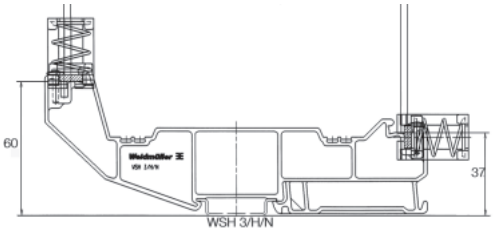

Type WSH 5

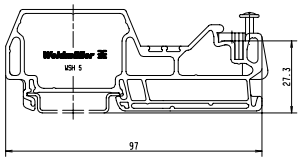

Typ WSH 6

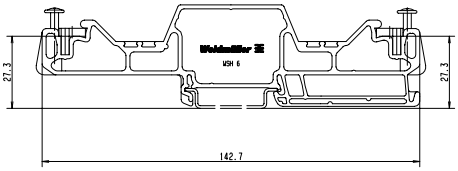

WSH

EC type testing certificate: DMT 02 ATEX E 024 U

Order data

Type	Width	Qty	Order no.
WSH 1	8.0 mm	10	**1068700000**
WSH 3/H/N	8.0 mm	10	**1715970000**
WSH 5	8.0 mm	10	**1080100000**
WSH 6	8.0 mm	10	**1080200000**

10 x 3 mm busbars	Length	Material	Qty	Order no.
SSch 10x3x1000 Cu, Sn, Pb	1000.0 mm	Cu, Sn, Pb	1	**0348900000**

For 10 x 3 mm busbars

Busbar holders

Conductive mounting on TS 35

TS 35 Clip
BS 35/WSH 2

Busbar connector
BFEH 1/WSH

Angled rail
SMSE WSH U1MT

Installation example 1
- One busbar
- 2 x WSH 19 MT busbar holder set



Installation example 2
- Two busbars
- 2 x WSH 18 MT busbar holder set



WSH

EC type testing certificate: DMT 02 ATEX E 024 U

Order data

TS 35 clip	Dimensions (l x w x h) mm	Qty	Order no.
BS 35/WSH 2	52.0 x 37.0 x 13.0	10	**1760720000**

Busbar connector	Dimensions (l x w x h) mm	Qty	Order no.
BFEH 1/WSH	20.0 x 31.0 x 13.5	10	**1082400000**

Angle rail	Dimensions (l x w x h) mm	Qty	Order no.
SMSE WSH U1MT	134.0 x 13.0 x 134.0	10	**1083900000**

Busbar holder sets	Contents (parts loose in plastic bag)				
	BS 35/WSH 2	BFEH 1/WSH	SMSE WSH U1MT	Qty	Order no.
WSH 18 MT	1 ea.	2 ea.	2 ea.	10	**1083100000**
WSH 19 MT	1 ea.	1 ea.	1 ea.	10	**1083200000**
WSH 20 MT	1 ea.	1 ea.	1 ea. (straight)	10	**1752950000**

10 x 3 mm busbars	Length	Material	Qty	Order no.
SSch 10x3x1000 Cu, Sn, Pb	1000.0 mm	Cu, Sn, Pb	1	**0348900000**
SSch 10x3x1000 Fe, Zn, 8B	1000.0 mm	Fe, Zn, 8B	1	**1746130000**

Mounting directly on metal plate

Clamping yoke

KLBÜ 3 - 8 SC

KLBÜ 4 - 13,5 SC

KLBÜ 10 - 20 SC

KLBÜ 15 - 32 SC

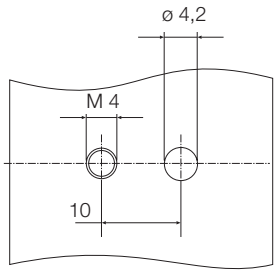

Drilling template KLBÜ 15 – 32 SC

G

KLBÜ SC

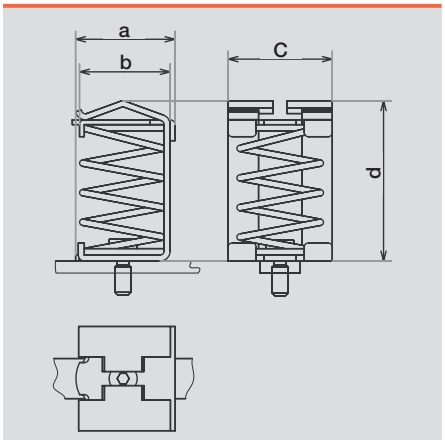

Marking on the product: Ex

Marking EN 50019: Ex EEx e II

Marking EX-RL 94/9/EC: II 2 G D

EC type testing certificate: DMT 02 ATEX E 024 U

Order data

Type	For cable diameter	Thread length	Dimensions (a x b x c x d) mm	Qty	Order no.
KLBÜ 3 - 8 SC	3,0 ... 8,0 mm	5,65 mm	13,5 x 11,5 x 18,0 x 26,0	10	**1692261001**
KLBÜ 4 - 13,5 SC	4,0 ... 13,5 mm	5,30 mm	20,0 x 17,8 x 20,3 x 31,4	10	**1712311001**
KLBÜ 10 - 20 SC	10,0 ... 20,0 mm	5,30 mm	24,8 x 23,0 x 26,0 x 40,0	10	**1712321001**
KLBÜ 15 - 32 SC	15,0 ... 32,0 mm	4,80 mm	36,0 x 33,3 x 32,0 x 64,0	10	**1718341001**

Operating tool	Qty	Order no.
BTWZ KLBÜ	1	**1742630000**

Mounting directly on metal plate

Busbar holder / Spacer

Busbar holder



Set (WSH 4 MT) consisting of:
– 1 busbar holder
– 1 busbar connector (BFEH 1/WSH)

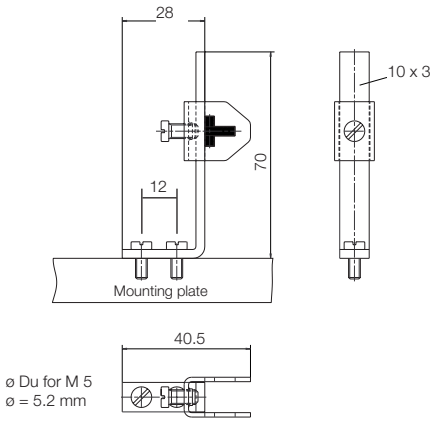

Spacer



M6 outer and inner thread
(15 mm, 20 mm and 30 mm long)

WSH 4 MT / SP

Order data

Busbar holder	Qty	Order no.
WSH 4 MT	10	**1079900000**

Type	Length	Qty	Order no.
SP 15 set of 2	15 mm	1	**3896100000**
SP 20 set of 2	20 mm	1	**3896200000**
SP 30 set of 2	30 mm	1	**3896300000**

EC type testing certificate: DMT 02 ATEX E 024 U

Mounting on TS 35

FM 4-foot / Clamping yoke holder

FM 4-foot



The KLBÜ SC clamping yokes
(see page F.8)
are screwed onto the **FM 4** foot.

Clamping yoke holder





BS 35 II (without KLBÜ)

BS 35 II / KLBÜ 3 - 8



BS 35 II / KLBÜ 3-8 / 2x2-6

G

FM 4 / BS 35 II

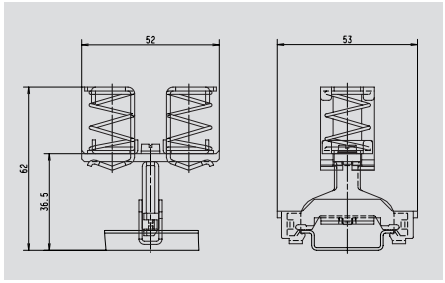

Order data

FM 4-foot	Qty	Order no.
FM 4	40	**0687900000**

Clamping yoke	For cable diameter	Qty	Order no.
BS 35 II	without KLBÜ	10	**1723800000**
BS 35 II / KLBÜ 3-8	3.0 ... 8.0 mm	10	**1723810000**
BS 35 II / KLBÜ 4-13.5	4.0 ... 13.5 mm	10	**1723820000**
BS 35 II / KLBÜ 3-8/2x2-6	3.0 ... 8.0 mm / 2.0 ... 6.0 mm	10	**1749430000**
BS 35 II / KLBÜ 2x3-8/2x2-6	3.0 ... 8.0 mm / 2.0 ... 6.0 mm	10	**1768020000**

Marking on the product: Ex

Marking EN 50019: Ex EEx e II

Marking EX-RL 94/9/EC: II 2 G D

EC type testing certificate: DMT 02 ATEX E 024 U

For C-profiles

Clamping yoke

KLBÜ 3 - 8 CPF

KLBÜ 4 - 13.5 CPF

KLBÜ 10 - 20 CPF

KLBÜ 15 - 32 CPF

KLBÜ CPF

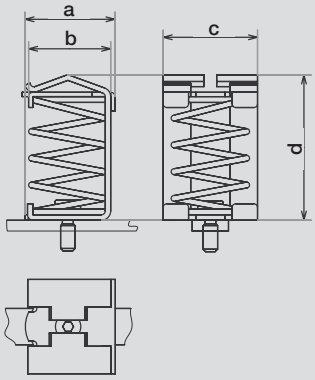

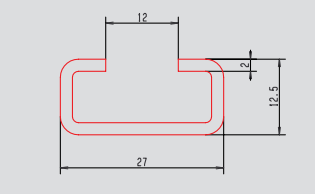

Marking on the product: Ⓔx

Marking EN 50019: Ⓔx EEx e II

Marking EX-RL 94/9/EC: II 2 G D

EC type testing certificate: DMT 02 ATEX E 024 U

Order data

Type	For cable diameter	Dimensions (a x b x c x d) mm	Qty	Order no.
KLBÜ 3 - 8 CPF	3.0 ... 8.0 mm	13.5 x 11.5 x 18.0 x 26.0	10	**1752681001**
KLBÜ 4 - 13.5 CPF	4.0 ... 13.5 mm	20.0 x 17.8 x 20.3 x 31.4	10	**1752691001**
KLBÜ 10 - 20 CPF	10.0 ... 20.0 mm	24.8 x 23.0 x 26.0 x 40.0	10	**1752701001**
KLBÜ 15 - 32 CPF	15.0 ... 32.0 mm	36.0 x 33.3 x 32.0 x 64.0	10	**1752711001**

C-rail	Qty	Order no.
TS 27 x 12.5M / ST / F.ZN	10 m	**1802690000**

Content

Busbar systems

Busbars, Busbar holders	H.2	- H.3
Tension clip, uninsulated / insulated	H.4	- H.5

Mounting rail system

Overview	H.6	- H.7
Mounting rails TS15, TS 32, TS 35	H.8	- H.9
End holders	H.10	
Mounting rail supports, Mounting feet	H.11	

Busbar systems

Busbars

In switchgears and controls, it may be necessary to bring the neutral conductor and the protective conductor together at a central point. Busbars are available for this purpose and can be used for connecting a large number of conductors in a confined space (up to 70 conductors on a 1 m busbar). The conductors are connected by means of a pressure piece or tension clamp; the former does not entail bending the eyelets. A guide lug on the pressure piece engages in the busbar and holds the pressure piece firmly so that it cannot twist. The tension clamps can be pushed on the busbar and adjusted to the entire wiring in the system. The busbars can be used unperforated in any lengths. They are fixed using the SH busbar holder which can, for longer busbars, also be positioned between the tension clamps.

Tension clamps

(see page F.24 – F.25)



In order to bring together neutral conductors and protective conductors at a central point, it is advantageous to use ZB tension clamps together with 10 x 3 or 6 x 6 busbars. The tension clamps can be pushed onto the busbar and adjusted to the entire wiring in the system.
The tension clamp serves as the protective conductor connection and can be supplied with green/yellow insulating caps. These caps indicate the protective function and marking tags allow clear identification of each conductor.
If the tension clamps are used to connect neutral conductors, they can be marked with a blue insulating cap.

ZBE6 can also be swivelled onto the busbar retrospectively.

Busbars, unperforated



SSch

Type	Material	Cross-section	Length	Current carrying capacity	Qty	Order no.
SSch 10x3	Copper, tin-plated	10 x 3 mm	1 m	140 A	1	**0348900000**
SSch 10x3	Steel, galvanised	10 x 3 mm	1 m		1	**0438000000**
SSch 10x3	Brass, bright	10 x 3 mm	1 m	100 A	1	**0259800000**
SSch 6x6	Copper, tin-plated	6 x 6 mm	1 m	140 A	1	**0571300000**
SSch 6x6	Brass, bright	6 x 6 mm	1 m	100 A	1	**0571200000**
SSch 15x6	Copper, tin-plated	15 x 6 mm	1 m	265 A	1	**0357400000**

Busbars, perforated

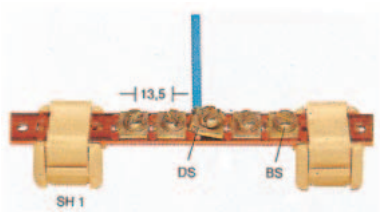

NSch / ESch

Type	Material	Cross-section	Length	Power Rating	Qty	Order no.
NSch 15x2	Copper, bright	15 x 2 mm	1 m	80 A	1	**0280200000**
ESch 12x2	Steel, galvanised	12 x 2 mm	1 m		1	**0280300000**

Pressure piece	Qty	Order no.
DKSUE	100	**0280100000**

Clamping screw	Qty	Order no.
BFSC M5x8	100	**0296700000**

Connection data NSch/ESch

Screw connection solid	0.5 ... 2.5 mm^2
Stripping length	9 mm
Cable lug connection	max. 16 mm^2
Max. current per connection	27 A

Busbar systems

Busbar holders

With clip and base

Clip



Base

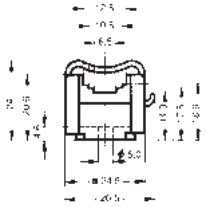

SH

Type	For busbar cross-section	Qty.	Order no.
SH 1 TS 15 complete	10x3, 6x6, 15x2, 12x2	20	**0299860000**
Individual parts SH1			
SH 1 base		20	**0401460000**
SH 1 clip		500	**0635960000**
Fixing screw for SH1			
BFSC M4x9	for 1 SH1	100	**0103300000**
BFSC M4x30	for 2 SH1 stacked	50	**0267100000**

With metal bridge

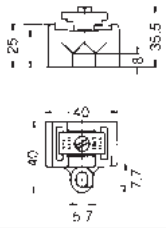

Type	For busbar cross-section	Qty.	Order no.
SH 2S	10x3, 6x6, 15x6, 10x5	10	**0641720000**

With metal bridge



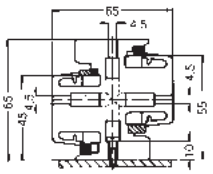

Type	For busbar cross-section	Qty.	Order no.
SH 3	10x3, 6x6, 10x5	10	**0556660000**

Busbar holders





WEW

Type	For busbar cross-section	Qty.	Order no.
WEW 35/1	10x3, 6x6	50	**1059000000**
WEW 35/2	10x3, 6x6	100	**1061200000**

WEW 35/1 and WEW35/2 as busbar holder together with the ZB 4 G tension clamp

Connection element

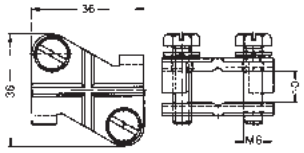

AK 95

Type	For busbar cross-section	Qty.	Order no.
AK 95	15 x 6 mm	10	**0364200000**

The AK95 connection element is used as a tension clamp for 15 x 6 busbars

Connection cross-sections e = 6…16 mm^2

f = 6…50 mm^2

m = 16…50 mm^2

Busbar systems

Clamping yoke, insulated

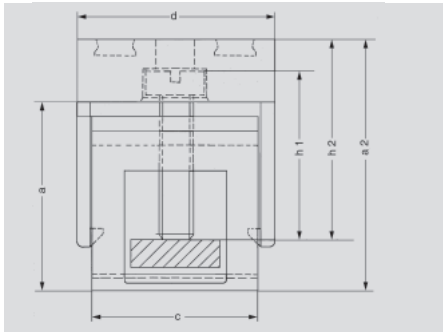

For 10 x 3 mm busbars

ZB / ZBE

Type	Colour	Dimensions [mm] a	width	c	h1	Qty	Order no.
ZB 4, bright	-	11.7	5.6	16.0	10.0	50	**0316500000**
Insulating cap	Blue					50	**0475480000**
Insulating cap	Green/yellow					50	**0475460000**

Connection cross-section:
Solid 0.5 ... 6.0 mm²
Flexible 0.5 ... 4.0 mm²
Stranded -
Clamping screw M 3
Stripping length 16 mm

For swivelling on retrospectively

ZBE 6, bright	-	19.5	8.2	19.5	19.0	50	**0459500000**
Insulating cap	Blue					50	**0526080000**
Insulating cap	Green/yellow					50	**0526060000**

Connection cross-section:
Solid 1.0 ... 10 mm²
Flexible 1.5 ... 10 mm²
Stranded -
Clamping screw M 4
Stripping length 19 mm

Also for busbar 10 x 5 mm available

ZB 10, bright	-	19.5	8.2	19.5	19.0	50	**1261300000**

Connection cross-section:
Solid 1.5 ... 10 mm²
Flexible 2.5 ... 10 mm²
Stranded -
Clamping screw M 4
Stripping length 19 mm

ZB 16, bright	-	17.0	10.0	16.0	17.0	50	**0316600000**
Insulating cap	Blue					50	**0502980000**
Insulating cap	Green/yellow					50	**0502960000**

Connection cross-section:
Solid 2.5 ... 16 mm²
Flexible 2.5 ... 16 mm²
Stranded 16 ... 25 mm²
Clamping screw M 4
Stripping length 16 mm

ZB 35, bright	-	21.0	14.4	18.4	20.5	20	**0266500000**
Insulating cap	Blue					50	**0502780000**
Insulating cap	Green/yellow					50	**0502760000**

Connection cross-section:
Solid -
Flexible 16 ... 35 mm²
Stranded 16 ... 50 mm²
Clamping screw M 6
Stripping length 19 mm

For 6 x 6 mm busbars

ZB

Type	Colour	Dimensions [mm] a	width	c	h1	Qty	Order no.
ZB 4/6, bright		14.7	5.6	12.5	10.0	50	**0556700000**
Insulating cap	Blue					50	**0565380000**

Connection cross-section:
Solid 0.5 ... 6.0 mm²
flexible 0.5 ... 4.0 mm²
Stranded -
Clamping screw M 3
Stripping length 16 mm

ZB 16/6, bright		19.0	10.0	12.5	17.0	50	**0556800000**
Insulating cap	Blue					50	**0565580000**
Insulating cap	Green/yellow					50	**0565560000**

Connection cross-section:
Solid 2.5 ... 16 mm²
Flexible 2.5 ... 16 mm²
Stranded 16 ... 25 mm²
Clamping screw M 4
Stripping length 12 mm

Busbar systems

Clamping yoke, insulated

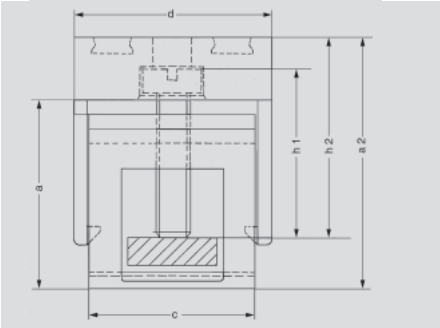

For busbars 10 x 3 mm

ZB / ZBE / ZF

Connection cross-section:
Solid 0.5 ... 6.0 mm²
Flexible 0.5 ... 4.0 mm²
Stranded -
Clamping screw M 3
Stripping length 16 mm

Type	Colour	Dimensions [mm] a2	width	d	h2	Qty	Order no.
ZB 4 G GN/GE	Green/yellow	27.0	7.6	19.7	15.5	50	**0322160000**
ZB 4 G BL	Blue	27.0	7.6	19.7	15.5	50	**0322180000**
ZB 4 G SW	Black	27.0	7.6	19.7	15.5	50	**0322110000**
ZB 4K GN/GE	Green/yellow	18.5	6.0	19.0	13.0	50	**0475360000**
ZB 4K BL	Blue	18.5	6.0	19.0	13.0	50	**0475380000**

For swivelling on retrospectively

Connection cross-section:
Solid 1.0 ... 10 mm²
Flexible 1.5 ... 10 mm²
Stranded -
Clamping screw M 4
Stripping length 19 mm

ZBE 6K GN/GE	Green/yellow	27.0	8.0	22.5	23.0	50	**0525960000**
ZBE 6K BL	Blue	27.0	8.0	22.5	23.0	50	**0525980000**
ZBE 6K SW	Black	27.0	8.0	22.5	23.0	50	**0525910000**

Connection cross-section:
Solid 2.5 ... 16 mm²
Flexible 2.5 ... 16 mm²
Stranded 16 ... 25 mm²
Clamping screw M 4
Stripping length 16 mm

ZB 16K GN/GE	Green/yellow	24.0	10.0	19.2	20.0	50	**0502860000**
ZB 16K BL	Blue	24.0	10.0	19.2	20.0	50	**0502880000**
ZB 16K SW	Black	24.0	10.0	19.2	20.0	50	**0502810000**

Connection cross-section:
Solid -
Flexible 16 ... 35 mm²
Stranded 16 ... 50 mm²
Clamping screw M 6
Stripping length 19 mm

ZB 35K GN/GE	Green/yellow	25.0	14.4	32.0	20.5	20	**0502660000**
ZB 35K BL	Blue	25.0	14.4	32.0	20.5	20	**0502680000**
ZB 35K SW	Black	25.0	14.4	32.0	20.5	20	**0502610000**

Tension spring connection

Connection cross-section:
Solid 0.5 ... 4.0 mm²
Flexible 0.5 ... 2.5 mm²
Stranded -
Stripping length 10 mm

ZF 4 S	Beige	22.0	6.1	24.5	-	50	**1814680000**
ZF 4 S BL	Blue	22.0	6.1	24.5	-	50	**1814660000**
ZF 4 S GN/GE	Green/yellow	22.0	6.1	24.5	-	50	**1814670000**

For 6 x 6 mm busbar

ZB

Connection cross-section:
Solid 0.5 ... 6.0 mm²
Flexible 0.5 ... 4.0 mm²
Stranded -
Clamping screw M 3
Stripping length 16 mm

Type	Colour	Dimensions [mm] a2	width	d	h2	Qty	Order no.
ZB 4/6K GN/GE	Green/yellow	21.2	6.0	25.0	14.0	50	**0565460000**
ZB 4/6K BL	Blue	21.2	6.0	25.0	14.0	50	**0565480000**

Connection cross-section:
Solid 2.5 ... 16 mm²
Flexible 2.5 ... 16 mm²
Stranded 16 ... 25 mm²
Clamping screw M 4
Stripping length 12 mm

ZB 16/6K GN/GE	Green/yellow	26.0	9.7	25.0	20.0	50	**0569660000**
ZB 16/6K BL	Blue	26.0	9.7	25.0	20.0	50	**0569680000**

Mounting rails, profile rails, end holders

Both active and passive components and intelligent modules are mounted on mounting rails – a method which has proven its worth over the years. But it is only after the use of certain consumables – which are frequently not taken into consideration – that electrical installation is finally completed. In this chapter, users will find a range of mounting rails and profile rails for component installation together with end holders for holding and isolating the components. This guarantees firm installation and isolation. Weidmüller supplies components which show perfect functional compatibility.

Mounting rails are made of either steel, stainless steel, aluminium or copper, depending on the area of application.

Stainless steel

Stainless steel is a collective noun for all kinds of steel (alloys) which are smelted in a special process and have a high degree of purity. Stainless steel has much-enhanced resistance to corrosion. Weidmüller's stainless steel mounting rails have the following composition: X5 CrNi 18-10 stainless steel (i.e. ~ 18% chromium, ~ 10% nickel).

Aluminium

Aluminium is second only to copper in its electrical conductivity. One advantage is its light weight. Aluminium oxidises quickly in air; thus passivated, it offers excellent corrosion protection.

Copper

Copper, a heavy metal, has the best electrical conductivity of all metals used. As it is a soft metal, Weidmüller's mounting rails are 2.3 mm thick.

Steel

All steel versions are galvanised and also passivated with a chromate layer, differentiated into yellow (chromium VI) and blue chromate (chromium III). Blue chromating has been introduced because of future restrictions on chromium (VI) compounds.

All mounting rails are produced in 1 m and 2 m lengths.

A mounting rail can also be used as a protective conductor busbar. Weidmüller PE / earth terminals in the W series, Z series, I series, SAK and AKZ series comply with requirements stipulated in IEC 60 947-7-2. According to VDE 0100 part 540, for conductors with cross-sectional areas exceeding 10 mm^2, both protective and neutral conductors may be grouped together as a single category of conductors designated PEN.

If a mounting rail is used as a PEN busbar, the following criteria must be observed:

- Only E-Cu or aluminium profiles are allowed
- Short-circuit currents and thermal rated currents must be taken into account
- The mounting rails are to be insulated as a contribution to protective insulation

All unperforated mounting rails can be provided with fixing holes (state dimensions b and l2).

Possible diameters are 3.5 / 5.6 / 5.5 / 7 mm.

All unperforated steel rails can also be supplied with welded on steel studs (state dimension a and required studs).

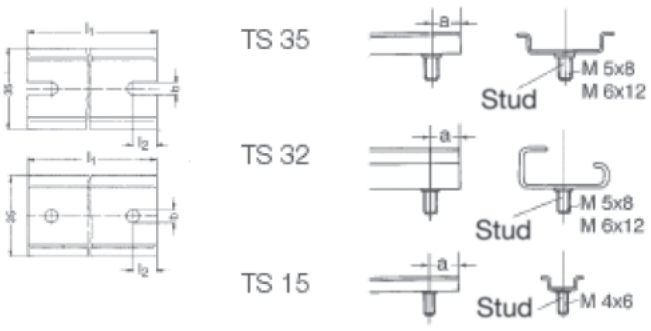

Mounting rails

TS 15



TS 32



TS 35



Mounting rail systems

TS15 mounting rail

TS 15 x 5

Unperforated



Aluminium, bright	Short-circuit strength	Material thickness	Length	Qty	Order no.
TS 15x5 2M/AL/BK	16 mm²	1 mm	2 m	10 m	**0134700000**
(max. tolerable rated current for PEN function = 76 A)					
Steel, galvanised / yellow passivated					
TS 15x5 2M/ST/ZN	10 mm²	1 mm	2 m	2 m	**0514200000**
TS 15x5 1M/ST/ZN	10 mm²	1 mm	1 m	10 m	**0514210000**

With slotted hole

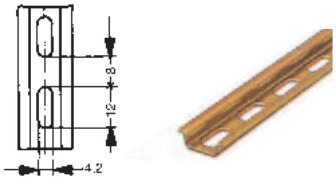

Aluminium, bright	Short-circuit strength	Material thickness	Length	Qty	Order no.
TS 15x5/LL 2M/AL/BK	16 mm²	1 mm	2 m	2 m	**0217900000**
(max. tolerable rated current for PEN function = 76 A)					
Steel, galvanised / yellow passivated					
TS 15x5/LL 2M/ST/ZN	10 mm²	1 mm	2 m	2 m	**0117500000**
TS 15x5/LL 1M/ST/ZN	10 mm²	1 mm	1 m	10 m	**0117510000**

TS 32 mounting rail

TS 32 x 15

Unperforated



Aluminium, bright	Short-circuit strength	Material thickness	Length	Qty	Order no.
TS 32X15 2M/AL/BK	70 mm²	1,5 mm	2 m	2 m	**0169300000**
(max. tolerable rated current for PEN function = 192 A)					
Steel, galvanised / yellow passivated					
TS 32X15 2M/ST/ZN	35 mm²	1,5 mm	2 m	2 m	**0122800000**
TS 32X15 1M/ST/ZN	35 mm²	1,5 mm	1 m	10 m	**0122810000**
Copper, bright					
TS 32X16.2 2M/CU/BK	120 mm²	2,1 mm	2 m	2 m	**0364300000**
(max. tolerable rated current for PEN function = 269 A					
Stainless steel, bright					
TS 32X15 2M/CRN	35 mm²	1,5 mm	2 m	2 m	**0293220000**

With slotted hole



Steel, galvanised / yellow passivated	Short-circuit strength	Material thickness	Length	Qty	Order no.
TS 32X15/LL 2M/ST/ZN	35 mm²	1,5 mm	2 m	2 m	**0514400000**
TS 32X15/LL 1M/ST/ZN	35 mm²	1,5 mm	1 m	10 m	**0514410000**

Mounting rail systems

TS 35 mounting rail

TS 35 x 7,5

Unperforated



Aluminium, bright	Short-circuit strength	Material thickness	Length	Qty	Order no.
TS 35X7.5 2M/AL/BK	35 mm²	1 mm	2 m	2 m	0330800000
(max. tolerable rated current for PEN function = 125 A)					
Steel, galvanised / yellow passivated					
TS 35X7.5 2M/ST/ZN	16 mm²	1 mm	2 m	2 m	0383400000
TS 35X7.5 1M/ST/ZN	16 mm²	1 mm	1 m	10 m	0383410000
Stainless steel, bright					
TS 35X7.5 2M/CRN	16 mm²	1 mm	2 m	2 m	1747350000

With slotted hole



Steel, galvanised / yellow passivated	Short-circuit strength	Material thickness	Length	Qty	Order no.
TS 35X7.5/LL 2M/ST/ZN	16 mm²	1 mm	2 m	2 m	0514500000
TS 35X7.5/LL 1M/ST/ZN	16 mm²	1 mm	1 m	10 m	0514510000
Steel, galvanised / blue passivated					
TS 35X7.5/LL 2M/ST/ZN /WS/BL	16 mm²	1 mm	2 m	2 m	0514580000

TS 35 x 15

Unperforated



Copper, bright	Short-circuit strength	Material thickness	Length	Qty	Order no.
TS 35X15/2.3 2M/CU/BK	150 mm²	2.3 mm	2 m	2 m	0270100000
(max. tolerable rated current for PEN function = 309 A)					
Steel, galvanised / yellow passivated					
TS 35X15/2.3 2M/ST/ZN	50 mm²	2.3 mm	2 m	2 m	0498000000
Aluminium, bright					
TS 35X15/2.3 2M/AL/BK	70 mm²	2.3 mm	2 m	2 m	1848290000
(max. tolerable rated current for PEN function = 192 A)					

Unperforated

Steel, galvanised / yellow passivated	Short-circuit strength	Material thickness	Length	Qty	Order no.
TS 35X15 2M/ST/ZN	25 mm²	1.5 mm	2 m	2 m	0236400000
TS 35X15 1M/ST/ZN	25 mm²	1.5 mm	1 m	10 m	0236410000

With slotted hole



Steel, galvanised / yellow passivated	Short-circuit strength	Material thickness	Length	Qty	Order no.
TS 35X15/LL 2M/ST/ZN	25 mm²	1.5 mm	2 m	2 m	0236500000
TS 35X15/LL 1M/ST/ZN	25 mm²	1.5 mm	1 m	10 m	0236510000

TSK 35 x 15

Unperforated



PVC RAL 7035	Length	Qty	Order no.
TSK 35X15 2M PVC/GR	2 m	2 m	0514300000

Mounting rail systems

End holders

For TS 15 mounting rail



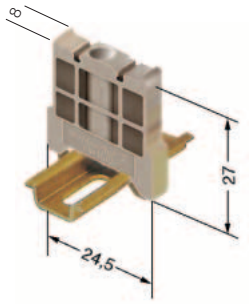

Polyamide 66, screwable	Colour	Torque	Qty	Order no.
EWK AKA 2.5	Beige	0.4 Nm	50	**0348660000**
EW 15	Beige	0.4 Nm	50	**0382860000**
Polyamide with fibreglass, screwable				
EW 15/2	Dark beige	0.4 Nm	50	**1071900000**
Polyamide 66, screwless				
ZEW 15	Beige	-	20	**7920340000**

For mounting rail TS 32

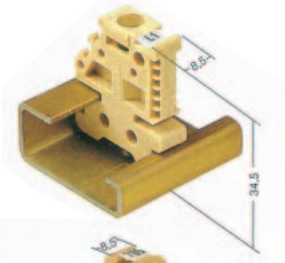



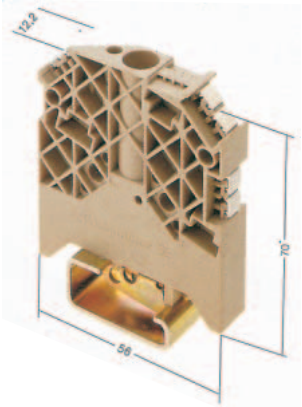

Polyamide 66, screwable	Colour	Torque	Qty	Order no.
EWK 2	Beige	1.2 Nm	50	**0199360000**
EWK 1 TS 32 M4X18	Beige	1.2 Nm	50	**0206160000**
EWK 1 ALT	Beige	0.6 Nm	50	**0495160000**
Polyamide with fibreglass, screwable				
WEW 32/1	Dark beige	0.9 Nm	50	**1067600000**

For mounting rail TS 35



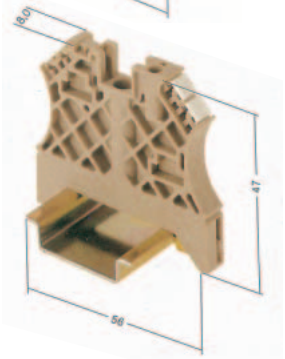



Polyamide 66, screwable	Colour	Torque	Qty	Order no.
EW 35 GR	Grey	0.5 Nm	50	**0383530000**
EW 35	Beige	0.5 Nm	50	**0383560000**
Polyamide with fibreglass, screwable				
WEW 35/1	Dark beige	1.2 Nm	50	**1059000000**
WEW-35/2	Dark beige	0.5 Nm	100	**1061200000**
Polyamide 66, screwless				
ZEW	Beige	-	20	**9540000000**
ZEW 35/2	Beige	-	20	**8630740000**

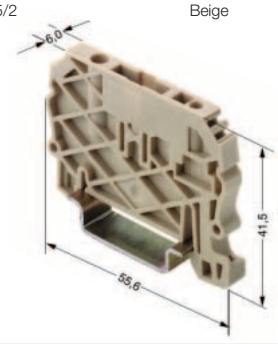

width: ZEW 6 mm
ZEW 35/2 8 mm

Mounting rail systems

Mounting rail supports / Mounting feet

Mounting rail supports

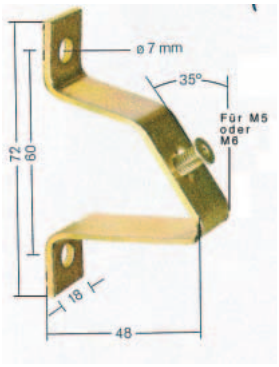

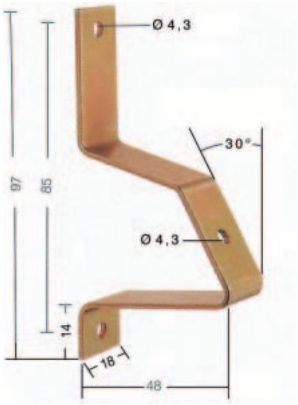

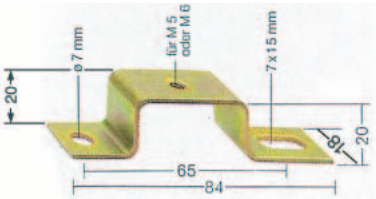

	Thread	Qty	Order no.
TSTW 5/M5	M5	10	**0178100000**
TSTW 5/M5 verzinkt	M5	10	**1779100000**
TSTW 6/M6	M6	10	**0164000000**
TSTW D 4.3	Hole ø 4,3 mm	10	**1610110000**

Mounting rail supports of type **TSTW** are used for angled fixing of mounting rails at an angle of 35°.

TST 2/M5	M5	10	**1286600000**
TST 2/M6	M6	10	**0101700000**

The **TST** mounting rail support is used for assembly of mounting rails in a frame or over a cut-out

Fixing screws			
FKSC M5x8 Ø9		50	**0295900000**
FKSC M6x8 Ø9		50	**0642600000**
FKSC M6x12 Ø9		50	**0353500000**

Weidmüller supplies fixing screws with hexagonal sockets and a very low head for the mounting rail supports so that the terminals can also be fitted over the screw.

Mounting feet

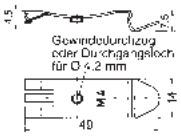

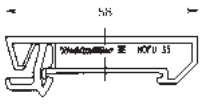

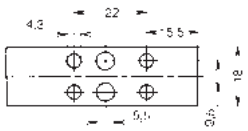



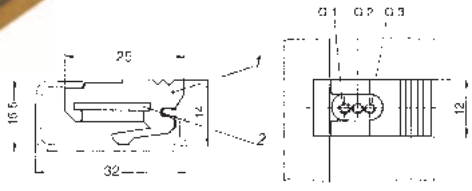

Clip-on foot, steel for TS 35	**Thread**	**Qty**	**Order no.**
FM 4	M4	40	**0687900000**
FM 5	M5	40	**0636800000**
FM 6	M6	40	**0636900000**
FM 4.2	Hole ø 4,2 mm	40	**1724580000**

Assembly foot, PA orange for TS 35			
MOFU 35/LO/1	With holes	20	**0646260000**
MOFU 35		20	**0495660000**

Sliding nut for TS 34		**Colour**		
MB M3/M5	M3 and M5	Cream	20	**0503500000**
MB M5/M3	M5 and M3	Black	20	**0553400000**
MB M6/M4	M6 and M4	Grey	20	**0334900000**

The sliding nut for the RS 32 mounting rail has two threaded holes for screws M3 + M5 / M6 + M4 / M5 + M3.
It is used to fasten components which cannot be slotted directly onto the TS 32, in particular the smaller TS 15 top hat rail.
This enables, for example, mini-terminals to be snapped onto the TS 15 first, and this rail is then fastened together with the terminals to the TS 32 using the sliding nut.

Content

Accessorries

Overview	I.2	- I.3
Visual separation – side covers	I.4	- I.5
Colour coding options	I.6	- I.7
Potential distribution	I.8	- I.13
Testing/Checking	I.14	- I.15
Protective covers	I.16	- I.18
Accessories for modular disconnect test terminals	I.20	- I.21

Overview

The extra functions

Weidmüller can supply an extensive range of accessories for users of the SAK series of modular terminals. These help to provide the right solution for all manner of tasks, even those outside the scope of standard functions.

And of course, the accessories have to satisfy the same high standards of quality as the modular terminals themselves.



Overview

Visual separation – side covers

page I.4

To guarantee protection against fingers coming into contact with live parts when working with modular terminals, open sides are blocked off with end cover plates and partition plates.

But in addition, end cover plates and partition plates are available in various colours and so can be used to create a visual distinction between different circuits.

Colour coding options

page I.6

Another helpful feature of the accessories for modular terminals with screw connections are the different colours available.

Potential distribution

page I.8



Some 60% of all modular terminals are cross-connected. Weidmüller can supply a wide range of solutions.

Testing / Checking

page I.14



Weidmüller test plugs and sockets guarantee that the necessary tests can be carried out on the installation.

Protective covers

page I.16

Electrical installations must be safe at all times. Therefore, Weidmüller can supply a large range of protective cover strips and plates, plus labelling systems.

Accessories for modular disconnect test terminals

page I.20



Special applications call for special solutions.

Visual separation – side covers

End cover plates



Apart from a few exceptions, the last terminal of a terminal strip must be covered with an AP end cover plate. And end cover plates are also required within a terminal strip containing terminals of different sizes.
The overall dimensions of the end cover plates match the sizes of the associated terminals. The end cover plate is held in place by an end bracket.

AP end cover plates

Type		Order No.	for terminal type:
AP		**0150960000**	SAKD 2.5 N
AP 2.5	KrG	**0279520000**	SAK 2.5 and TT
AP 2.5	KrS	**0279530000**	SAK 2.5 L and LL
AP	KrG	**0117920000**	SAK 4, 6 N, 10, SAKC 4, NT 2, SLK 1, SAK 4 S and SS
AP 16	KrG	**0271120000**	SAK 16
AP 16	PA	**0271160000**	
AP 35	KrG	**0303620000**	SAK 35, 35 N
AP 35	PA	**0303660000**	
AP 70	KrG	**0340920000**	SAK 70
AP 70	PA	**0340960000**	
AP 95	KrG	**0550920000**	SAK 95
AP 2.5	KrG	**0309220000**	SAK 2.5 L
AP	PA	**0438560000**	DK 4/380 Q
AP	KrG	**0266420000**	AST 1, 5 and 5 T
AP	KrG	**0298120000**	AST 3 and 4
AP	PA	**0582560000**	AST 6, TOP 2.5
AP	PA	**0483460000**	TOP 4 SF / FF
AP	KrG	**0294420000**	AKZ 4
AP	PA	**0294460000**	AKZ 4 S and SS, AKZ 4, AKZ 4 L and LL, AKZ 4 T
AP	KrG	**0146720000**	SAKT 1, SAKC 10, SAKB 10, SAKS 7
AP	KrG	**0329120000**	SAKT 2
AP	PA	**0211360000**	SAKR, SAKR-L, SAKR-D
AP	KrG	**0134220000**	SAKA 10
AP	KrG	**0191320000**	SAKS 1 and 3
AP	PA	**0340560000**	AKZ 1.5, AKZ 1.5 T
AP	PA	**0329660000**	AKZ 1.5 W
AP	KrS	**0131730000**	SAKH 6 - 10

End clamp plates

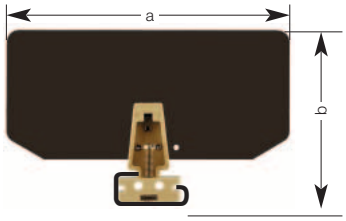

For a and b dimensions (mm) see table

EP end clamp plates for SAKG

Material	Thickness	a	b	Order No.	for terminal type:
for mounting on TS 32					
HP	2	120	75.5	**0205100000**	SAKG 28, 32 II, 70
HP T*	2	120	75.5	**0205200000**	
HP	2	160	90.5	**0205300000**	SAKG 32 I + III,
HP T*	2	160	90.5	**0205400000**	40, 46, 54
for mounting on TS 35					
HP	2	120	75.5	**0180500000**	SAKG 32 II, 70
HP T*	2	120	75.5	**0180600000**	
HP	2	160	90.5	**0180700000**	SAKG 32 I + III,
HP T*	2	160	90.5	**0180800000**	40, 46, 54

T* = suitable for tropical applications

Visual separation – side covers

End clamp plates

End clamp plate with mounting bracket EP ... /32

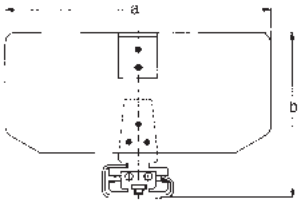

End clamp plate with mounting bracket EP ... /35

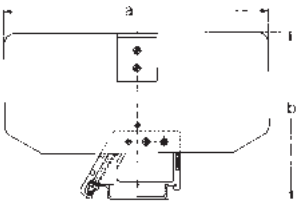

EP end clamp plates

Type	a	b	Order No.	for terminal type:
EP 1	120	75.5	**0271800000**	SAKG 28 and SAKG 70
EP 2	160	90.5	**0271900000**	SAKG 32. 40, 46 and 54
EP 1/35	120	76.5	**1381600000**	SAKG 32 and SAKG 70
EP 2/35	160	91.5	**0182000000**	SAKG 32, 40, 46 and 54

Strain relief clip

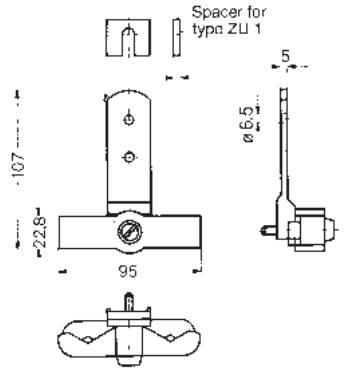

Strain relief clip for gripping cables up to 30 mm dia. Attach the strain relief clip between TS and mounting surface using the TS fixing screw. Fit the spacer to suit with the second fixing screw.

ZU 1

Material	Qty	Order No.
ZU 1	2	**0240600000**

Colour coding options

End cover plates

Protection against contact with live parts

Apart from a few exceptions, the last terminal of a terminal strip must be covered with an AP end cover plate. And end cover plates are also required within a terminal strip containing terminals of different sizes.
This guarantees protection against contact with live parts. The modular terminals are finger-touch safe (to DIN VDE 0106-100).

Visual separation

Coloured end cover plates are frequently used to create a visual distinction between different circuits.

Guaranteeing the operating voltage

End cover plates can also be used to maintain the necessary clearance and creepage values and thus guarantee the operating voltage for the application. For example, if cross-connection sets are positioned directly adjacent one another.

Matching profiles

The overall dimensions of the end cover plates match the sizes of the associated terminals.

Installation

Spigots on the end cover plate enable it to be simply clipped into the corresponding modular terminal. The matching holes in the modular terminal ensure that the end cover plate is positioned exactly to match the profile of the terminal.



Visual separation – side covers

Type	Colour	Qty	Order No.
AP SAK4-10 DB	dark beige	20	**0105100000**
AP SAK4-10 OR	orange	20	**0105160000**
AP ASK1 OR	orange	20	**0105360000**
AP DKT4 PA	beige	20	**0687560000**
AP AKZ2.5K	beige	50	**0697260000**
AP AKZ2.5	beige	50	**0697360000**
AP DKIT4	beige	20	**0635060000**
AP SAK4-10 RT	red	20	**0117900000**
AP SAK4-10 KRG/BL	blue	20	**0117970000**
AP SAK4-10 BL	blue	20	**0117980000**
AP SAKH 4EX	black	20	**0408730000**
AP SAKH6-10 EP/SW	black	20	**0131700000**
AP DUSA4/35	beige	20	**0401360000**
AP SAKB/C/T BE	beige	20	**0146760000**
AP SAKD2.5N BL	blue	20	**0150980000**
AP AKA2.5 KRG/BL	blue	50	**0162570000**
AP SAK4-10 KRG/DB	dark beige	20	**0177600000**
AP SAKS1+3 KRG/DB	dark beige	20	**0191300000**
AP SAKR BE	beige	20	**0211360000**
AP 70 SAK70 KRG	dark beige	10	**0340920000**
AP SAKR BL	blue	20	**0211380000**
AP AKZ1.5	beige	50	**0340560000**
AP SAK70/35	beige	10	**0340960000**
AP AST1+5 DB	dark beige	20	**0266400000**
AP ASK1	beige	20	**0380360000**
AP SAK16 BL	blue	20	**0271180000**
AP DK4	beige	20	**0359260000**
AP SAK2.5 GE	yellow	20	**0279500000**
AP SAK2.5 OR	orange	20	**0279540000**
AP SAK2.5 KRG BL	blue	20	**0279570000**
AP SAK2.5 BL	blue	20	**0279580000**
AP AKZ4 BL	blue	20	**0294480000**
AP SAK95 KRG	blue	10	**0550920000**
AP DSK1.5	beige	20	**0532960000**
AP SAK35 KRG/BL	blue	10	**0303670000**
AP DK4S	beige	20	**0631360000**
AP SAK35/TW SAK16 BL	blue	10	**0303680000**
AP SAK2.5L KRG BL	blue	20	**0309270000**
AP ADK1	beige	50	**0476260000**
AP AKZ1.5 BL	blue	50	**0340580000**
AP SAK2.5/35 + AST3+4	beige	20	**0460560000**
AP TOP4SF-FF	beige	20	**0483460000**
AP DK4 BL	blue	20	**0359280000**
AP ASK1 RT	red	20	**0380350000**
AP ASK1 BL	blue	20	**0380380000**
AP DLD2.5/PE	beige	20	**1595960000**
AP VLI1.5/PE	beige	20	**1633320000**
AP VLI1.5	beige	20	**1633260000**
AP MAK2.5	beige	20	**1615280000**
AP DK4Q	beige	20	**1397160000**
AP DLI2.5	beige	20	**1313260000**
AP DLD2.5	beige	20	**1317660000**
AP ST5 PPO/SW	black	10	**0447240000**
AP ST5 PA/BE	beige	10	**0447260000**
AP SAK2.5/35 DB	dark beige	20	**0460490000**
AP TW/SS.../35	beige	10	**1333200000**
AP SAK2.5/35 BL	blue	20	**0460580000**
AP SAKS1+3 KRG	dark beige	20	**0191320000**
AP SAKD2.5N	beige	20	**0150960000**
AP SAKR KRG	dark beige	20	**0211320000**
AP TAL	beige	20	**0212260000**
AP SAKA KRG	dark beige	20	**0134220000**
AP SAK95 KRG/BL	blue	10	**0550970000**
AP SAKH6-10 KRG	dark beige	20	**0131720000**
AP SAKB/C/T KRG	dark beige	20	**0146720000**
AP AKA2.5	beige	100	**0162520000**
AP DK4Q DB	dark beige	20	**0631300000**
AP DK4S BL	blue	20	**0631380000**
AP AKZ4	blue	20	**0294460000**
AP AKZ4 KRG	dark beige	20	**0294420000**
AP SAK35/TW SAK16	beige	10	**0303660000**

Type	Colour	Qty	Order No.
AP SAK35 KRG	dark beige	10	**0303620000**
AP AKZ2.5 BL	blue	50	**0697380000**
AP RSF2 KRG	dark beige	10	**0301420000**
AP SAK2.5	beige	20	**0279560000**
AP SAK2.5 KRG	dark beige	20	**0279520000**
AP DLD2.5 BL	blue	20	**1317680000**
AP AKZ1.5W	beige	20	**0329660000**
AP SAKT2 KRG	dark beige	20	**0329120000**
AP AST3+4 KRG	dark beige	20	**0298120000**
AP DK4Q BL	blue	20	**1397180000**
AP SAK2.5L KRG	dark beige	20	**0309220000**
AP RSF3	beige	10	**0270460000**
AP RSF1 KRG	dark beige	10	**0270420000**
AP AST1+5 KRG	dark beige	20	**0266420000**
AP AST1+5	beige	20	**0266460000**
AP SAK16 KRG	dark beige	20	**0271120000**
AP SAKT4 KRG	dark beige	20	**0244920000**
AP SAK16	beige	20	**0271160000**
AP SAK4-10	beige	20	**0117960000**
AP SAK4-10 KRG	dark beige	20	**0117920000**
AP SAK4-10 I	beige	20	**0117910000**
AP ASK1 DB	dark beige	20	**1753320000**
AP 100 GR	grey	20	**1773410000**
AP DLI2.5 DB	dark beige	20	**1783550000**
AP DLD2.5/PE DB	dark beige	20	**1783800000**
AP VLI1.5 DB	dark beige	20	**1784150000**
AP VLI1.5/PE DB	dark beige	20	**1784160000**
AP DLD2.5 DB	dark beige	20	**1784210000**
AP 110 GR	grey	10	**1790080000**
AP SAKR BE RS-SET	beige	5	**1820200000**
AP SAK4-10 GR 7042	grey	20	**1853970000**
AP 2 DSG1.5T	beige	1	**2119490000**
AP PPT/35	black	10	**3835120000**
AP RV	beige	1	**4145220000**
AP OSC 10/16	beige	10	**9154850000**
AP OSC 4	beige	10	**9154860000**
AP STA2.5 0.5MM	beige	1	**2012770000**
AP KDKS1 1.5	beige	20	**9503330000**
AP KDKS1 EN	beige	20	**9503340000**
AP KSKM	beige	20	**9509630000**
AP SAK4-10 GE	yellow	1	**2076890000**
AP SAK16 GE	yellow	1	**2076900000**
AP SAK35/TW SAK16 GE	yellow	1	**2076910000**
AP AST3+4/35 GE	yellow	1	**2077060000**
AP AKZ4 GE	yellow	50	**2077070000**
AP SAK2.5/35	beige	1	**2144900000**
AP ATA1	beige	1	**2093550000**
AP SAK4 KRG M.FU	dark beige	20	**0460020000**
AP DK4/380 Q	beige	20	**0438560000**
AP SAKB/C/T BE	beige	1	**4140450000**
AP SAKB/C/T1 DB	dark beige	1	**4173520000**
AP MAK2.5 DB	dark beige	20	**7917000000**
AP SAKK4/10 KER/WS	white	10	**9502630000**
AP KDKS1 1.5 DB	dark beige	20	**9532470000**

Colour coding options

Colour coding options



The colours listed here are available as standard. Other types of terminals in custom colours can be supplied on request, provided a minimum quantity is ordered.

Type	Colour	Qty	Order No.
SAK 2.5 AL BLUE (E)	blue	100	**6253140000**
SAK 2.5 BL	blue	100	**0279680000**
SAK 2.5 BL RS-SET	blue	10	**1817860000**
SAK 2.5 KRG/BL	blue	100	**0279670000**
SAK 2.5 OR	orange	100	**1326360000**
SAK 2.5 SW 1X1	black	100	**0108560000**
SAK 2.5 SW 1X1/KRG	black	100	**0108520000**
SAK 2.5/35 BL	blue	100	**0380480000**
SAK 2.5/35 DBL	blue	100	**1799920000**
SAK 2.5/35 GE	yellow	100	**1821480000**
SAK 2.5/35 KRG/BL	blue	100	**0380470000**
SAK 2.5/35 OR	orange	100	**0380440000**
SAK 2.5/35 RT	red	100	**1799910000**
SAK 2.5/35 SW	black	100	**1799900000**
SAK 2.5/35 SW 1X1	black	100	**0514060000**
SAK 2.5/EN BL	blue	100	**0218680000**
SAK 2.5/EN BR	brown	100	**1858450000**
SAK 2.5/EN SW	black	100	**1858440000**
SAK 2.5/EN WS	white	100	**1858460000**
SAK 2.5/TC AL BL	blue	100	**0107180000**
SAK 2.5/TC CH BL	blue	100	**0107280000**
SAK 35/35 BL	blue	20	**0380780000**
SAK 35/EN BL	blue	20	**1784400000**
SAK 4 BL	blue	100	**0128380000**
SAK 4 BL RS-SET	blue	10	**1817780000**
SAK 4 EP/SW	black	100	**0128300000**
SAK 4 KRG BL	blue	100	**0128370000**
SAK 4 OR	orange	100	**0105060000**
SAK 4 SS/35 6.3 GR	grey	100	**0646930000**
SAK 4/35 BL	blue	100	**0443680000**
SAK 4/35 KRG/BL	blue	100	**0443670000**
SAK 4/35 OR	orange	100	**1323660000**
SAK 4/35/AP GG	grn/yell	100	**0443650000**
SAK 4/EN BL	blue	100	**0467480000**
SAK 4/EN BR	brown	100	**9130990000**
SAK 4/EN GE	yellow	100	**9129930000**
SAK 4/EN GN	green	100	**9129950000**
SAK 4/EN GR	grey	100	**9129960000**
SAK 4/EN GR 7042	grey	100	**1853950000**
SAK 4/EN OR	orange	100	**0467400000**
SAK 4/EN RT	red	100	**9129920000**
SAK 4/EN SW	black	100	**9130980000**
SAK 4/EN WS	white	100	**1773340000**
SAK 6/35 BL	blue	100	**0380580000**
SAK 6/35 GN/GE	yellow	100	**1866850000**
SAK 6/35 KRG/BL	blue	100	**0380570000**
SAK 6/EN BL	blue	100	**0212880000**
SAK 6/EN GE	yellow	100	**1772820000**
SAK 6/EN OR	orange	100	**1772810000**
SAK 6/EN RT	red	100	**0212840000**
SAK 6/EN SW	black	100	**0212810000**
SAK 6/EN WS	white	100	**1773350000**
SAK 6N BL	blue	100	**0193280000**
SAK 10 BL	blue	100	**0110080000**
SAK 10 KRG/BL	blue	100	**0110070000**
SAK 10 OR	orange	100	**0110040000**
SAK 10/35 BL	blue	100	**0443780000**
SAK 10/35 KRG/BL	blue	100	**0443770000**
SAK 10/EN BL	blue	100	**1784410000**
SAK 10/EN GR RAL 7042	grey	100	**1853960000**
SAK 10/EN OR	orange	100	**1772830000**
SAK 10/EN SW	black	100	**1773900000**
SAK 16 BL	blue	50	**0271080000**
SAK 16/35 BL	blue	50	**0380680000**
SAK 16/EN BL	blue	50	**1784390000**
SAK 70 KRG/BL	blue	10	**0340870000**
SAK 95/35 KRG/BL	blue	10	**0662270000**
SAKC 4/2STB7 BL	blue	100	**0340670000**
SAKD 2.5/35 BL	blue	100	**0268880000**
SAKD 2.5N BL	blue	100	**0215580000**
SAKH 6 EP/SW	black	50	**0126600000**

Type	Colour	Qty	Order No.
SAKH 10 EP/SW	black	50	**0126700000**
SAKH 35 EP/SW	black	20	**1596240000**
SAKR 2STB BL	blue	100	**0412280000**
SAKR BL	blue	100	**0412180000**
SAKR OR	orange	100	**1461960000**
SAKR/35 2STB BL	blue	100	**0183380000**
SAKR/35 BL	blue	100	**0172180000**
SAKR/35 WS	white	100	**0172190000**

Potential distribution

Cross-connection systems

Cross-connections across more than 10 modular terminals

The SAKD 2.5 N, SAK 2.5, SAK 4 and SAK 6 N terminals include the option of setting up a cross-connection with more than 10 poles, e.g. 20-pole:
2 No. Q 10 + 1 No. QL 2.
The end fixing screws are removed from the Q 10 links by unscrewing them from the VH sleeves. The QL 2 is positioned between these and the two fixing screws screwed into their VH sleeves again. This arrangement allows 20 poles to be cross-connected.

Q pre-assembled cross-connectors

The pre-assembled cross-connector has the appropriate number of cross-connection links, cross-connection sleeves and fixing screws to match the number of poles required already installed in a captive arrangement. Such pre-assembled cross-connectors merely have to be inserted into the appropriate terminals during installation. These cross-connectors can be supplied in 2-, 3-, 4- and 10-pole versions.

QL cross-connection links

Cross-connection links are used to provide cross-connections with equal potential across several modular terminals. The cross-connection links are made from copper or brass with an electroplated tin coating, and can be supplied in lengths to suit 2, 3, 4 and 10 poles, to match the respective terminal width. The electrical connection between the cross-connection link and the busbar of the modular terminal is by way of a connecting sleeve.

BS fixing screws

A steel fixing screw is used to connect the cross-connection link to the connecting sleeve on the busbar under a modular terminal. It is the purpose of the steel screw to provide a secure mechanical fixing between the cross-connection and the busbar. Two types of screw are used: form A has a full-length thread, and form B has a plain shaft below the head with a captive washer.

VH connecting sleeves

The length of the connecting sleeve is matched to the size of the terminal. The sleeves are made from tin-coated copper or brass. One connecting sleeve must be used for every terminal to be cross-connected.



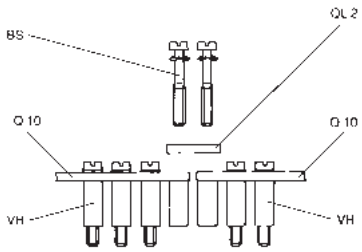

Potential distribution

Cross-connection systems

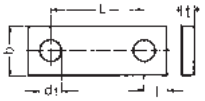

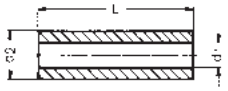

Form

A B

		Q		QL								VH					BS		
	Rated current of modular terminals	Pre-assembled cross-connection		Cross-connection links							Continuous current rating of cross-connection	Connecting sleeves without thread					Fixing screws		
		Type		Type		Dimensions						Type					Size		
Type	A	Poles	Order No.	Poles	Order No.	b	t	L	d1	l		Length	Order No.	L	d2	d1	Order No.	Form	M
SAK 2.5	24 A	Q 2	**0370000000**	QL 2	**0155900000**	6	0.6	6	3.4	2.4	32 A	VH 8	**0266700000**	8	4.9	3.2	**0359000000**	B	3 x15
		Q 3	**3710000000**	QL 3	**0156000000**						32 A								
		Q 4	**3720000000**	QL 4	**0156100000**						32 A								
		Q 10	**0368700000**	QL 10	**0338100000**						32 A								
SAK 4	32 A	Q 2	**0336700000**	QL 2	**0130600000**	6	0.6	6.5	3.4	2.5	41 A	VH 13.5	**0248500000**	13.5	5	3.2	**0303000000**	B	3x20
		Q 3	**0336800000**	QL 3	**0130700000**						41 A								
		Q 4	**0336900000**	QL 4	**0130800000**						41 A								
		Q 10	**0368800000**	QL 10	**0338200000**						36 A								
SAK 6 N	41 A	Q 2	**0456700000**	QL 2	**0194300000**	6	1	8	3.4	3	41 A	VH 12	**0249000000**	12	5	3.2	**0303000000**	B	3x20
		Q 3	**0456800000**	QL 3	**0194400000**						41 A								
		Q 4	**0456900000**	QL 4	**0194500000**						41 A								
		Q 10	**0457000000**	QL 10	**0338300000**						41 A								
SAK 10	57 A	Q 2	**0457100000**	QL 2	**0470300000**	6	2	10	3.4	3.5	57 A	VH 12	**0249000000**	12	5	3.2	**0303000000**	B	3x20
		Q 3	**0457200000**	QL 3	**0470400000**						57 A								
		Q 4	**0457300000**	QL 4	**0470500000**						57 A								
		Q 10	**0457400000**	QL 10	**0470600000**						57 A								
SAK 16	76 A	Q 2	**0457500000**	QL 2	**0470700000**	6	2	12	3.4	4	76 A	VH 12	**0249000000**	12	5	3.2	**0303000000**	B	3x20
		Q 3	**0457600000**	QL 3	**0470800000**						76 A								
		Q 4	**0457700000**	QL 4	**0470900000**						76 A								
		Q 10	**0457800000**	QL 10	**0471000000**						76 A								
SAK 35 N	125 A			QL 2	**0564900000**	8	3	16	4.5	5	99 A	VH 17	**0267000000**	17	8	5	**0267100000**	A	4x30
				QL 3	**0565000000**						99 A								
				QL 4	**0565100000**						99 A								
				QL 10	**0565200000**						99 A								
SAK 35	125 A			QL 2	**0123600000**	8	3	18	4.5	5	99 A	VH 17	**0267000000**	17	8	5	**0267100000**	A	4x30
				QL 3	**0123700000**						99 A								
				QL 4	**0123800000**						99 A								
				QL 10	**0338600000**						99 A								
SAK 70	192 A			QL 2	**0345300000**	14	4	22	5.5	7	180 A	VH 30.5	**0345500000**	30.5	11	5.5	**0345600000**	A	5x45
				QL 3	**0167000000**						180 A								
SAK 95	232 A			QL 2	**0551200000**	14	4	28	6	7	180 A	VH 35	**0551100000**	35	11	5.5	**0630200000**	B	5x50
				QL 3	**0407600000**						180 A								
				QL 4	**0407700000**						180 A								
SAKS 1	6,3 A			QL 2	**0191400000**	6	2	12.9	3.4	3	47 A						**346200000**	B	3 x 6
SAKS 3	10 A			QL 3	**0191500000**						47 A								
SAKS 6	10 A			QL 4	**0191600000**						47 A								
SAKS 7	10 A			QL 10	**0338800000**						36 A								
SAKS 4	16 A			QL 2	**0328000000**	10	4	24	4.8	5	47 A						**0199700000**	A	3 x 7
				QL 3	**0328100000**						47 A						**0103300000**	A	4 x 9
				QL 4	**0328200000**						47 A								
				QL 10	**0339000000**						36 A								
SAKS 2	10 A			QL 2	**0207800000**	10	4	27.6	4.8	6.5	47 A						**0103300000**	A	4 x 9
SAKS 5	63 A			QL 3	**0207900000**						47 A								
				QL 4	**0208000000**						47 A								
				QL 10	**0338900000**						36 A								
DK 4 Q	41 A	Q 2	**0336400000**	QL 2	**0297200000**	4	0.8	6.1	2.8	2.5	32 A	VH 5	**0296800000**	5	4	2.7	**0400100000**	B	2.5x11
DKB 4 Q/10	41 A	Q 3	**0336500000**	QL 3	**0297300000**						32 A								

Potential distribution

Cross-connection systems

Cross-connections between terminals of different sizes to increase the cross-section

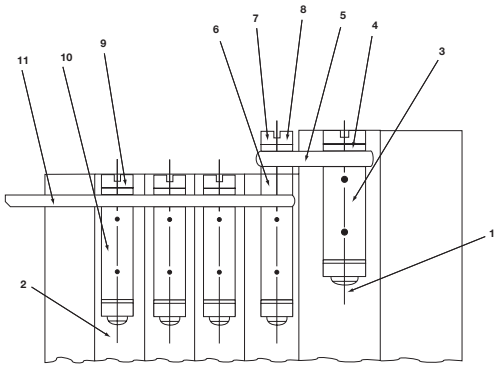

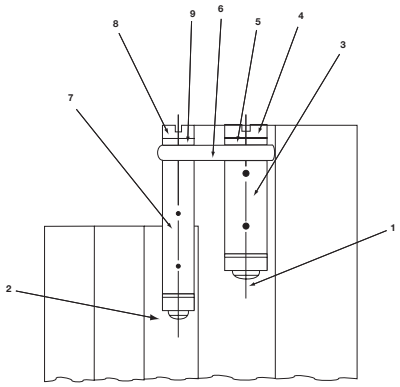

Terminal		Position	Type	Order No.	Current
from SAK 16	–	1	–	–	–
	sleeve	3	VH 12	**0249000000**	–
	screw	4	BS M 3 x 20	**0303000000**	–
to SAK 6 N	–	2	–	–	–
	cross-connection link	5	QL 2	**0470300000**	–
	sleeve	6	VH 4,5	**0303200000**	–
	screw	7	BS M 3 x 25	**0292500000**	–
	washer	8	SS M 3	**0164400000**	–
	screw	9	BS M 3 x 20	**0303000000**	–
	sleeve	10	VH 12	**0249000000**	–
	cross-connection link	11	QL 2	**0194300000**	47 A
	cross-connection link	11	QL 3	**0194400000**	47 A
	cross-connection link	11	QL 4	**0194500000**	47 A
	cross-connection link	11	QL 10	**0338300000**	36 A
to SAK 2.5	–	2	–	–	–
	cross-connection link	5	QL 2	**0470300000**	–
	sleeve	6	VH 12	**0249000000**	–
	screw	7	BS M 3 x 30	**0296200000**	–
	retaining screw	8	SS M 3	**0164400000**	–
	screw	9	BS M 3 x 15	**0359000000**	–
	sleeve	3	VH 12.5	**0308000000**	–
	sleeve	3	VH 8	**0266700000**	–
	cross-connection link	11	QL 2	**0155900000**	27 A
	cross-connection link	11	QL 3	**0156000000**	27 A
	cross-connection link	11	QL 4	**0156100000**	27 A
	cross-connection link	11	QL 10	**0338100000**	27 A
from SAK 10	–	1	–	–	–
	screw	4	BS M 3 x 20	**0303000000**	–
to SAK 4	–	2	–	–	–
	sleeve	3	VH 13.5	**0248500000**	–
	cross-connection link	5	QL 2	**1443000000**	–
	screw	7	BS M 3 x 20	**0303000000**	–
	screw	9	BS M 3 x 20	**0303000000**	–
	sleeve	10	VH 13.5	**0248500000**	–
	cross-connection link	11	QL 2	**0130600000**	36 A
	cross-connection link	11	QL 3	**0130070000**	36 A
	cross-connection link	11	QL 4	**0130800000**	36 A
	cross-connection link	11	QL 10	**0338200000**	36 A
to SAK 2.5	–	2	–	–	–
	cross-connection link	5	QL 2	**0193400000**	36 A
	sleeve	1	VH 13	**0304000000**	–
	screw	4 + 7	BS M 3 x 20	**0303000000**	–
	screw	9	BS M 3 x 15	**0359000000**	–
	sleeve	10	VH 8	**0266700000**	–
	cross-connection link	11	QL 2	**0155900000**	27 A
	cross-connection link	11	QL 3	**0156000000**	27 A
	cross-connection link	11	QL 4	**0156100000**	27 A
	cross-connection link	11	QL 10	**0338100000**	27 A
	sleeve	3	VH 13	**0304000000**	–
	sleeve	3	VH 6.5	**0286400000**	–

Terminal		Position	Type	Order No.	Current
from SAK 35	–	1	–	–	–
	sleeve	3	VH 17	**0267000000**	–
	screw	4	BS M 4 x 30	**0267100000**	–
	washer	5	SS M 4	**0136400000**	–
to SAK 10 N	–	2	–	–	–
	cross-connection link	5	QL 2	**0207400000**	47 A
	sleeve	6	VH 4,5	**0303200000**	–
	screw	8	BS M 3 x 35	**0309800000**	–
	washer	9	SS M 3	**0164400000**	–
to SAK 6 N	–	2	–	–	–
	cross-connection link	6	QL 2	**0207400000**	47 A
	sleeve	7	VH 27	**0309400000**	–
	screw	8	BS M 3 x 35	**0309800000**	–
	retaining screw	9	SS M 3	**0164400000**	–
from SAK 35 N	–	1	–	–	–
	sleeve	3	VH 17	**0267000000**	–
	screw	4	BS M 4 x 30	**0267100000**	–
	retaining screw	5	SS M 4	**0136400000**	–
to SAK 10	–	2	–	–	–
	cross-connection link	6	QL 2	**0207400000**	47 A
	sleeve	7	VH 27	**0309400000**	–
	screw	8	BS M 3 x 35	**0309800000**	–
	retaining screw	9	SS M 3	**0164400000**	–
to SAK6 N	–	2	–	–	–
	cross-connection link	6	QL 2	**0135500000**	47 A
	sleeve	7	VH 27	**0309400000**	–
	screw	8	BS M 3 x 35	**0309800000**	–
	retaining screw	9	SS M 3	**0164400000**	–
from SAK 10	–	1	–	–	–
	sleeve	3	VH 12.5	**0300800000**	
	screw	4	BS M 3 x 20	**0303000000**	–
	retaining screw	5	SS M 3	included	–
to SAK 35 N	–	1	–	–	–
	sleeve	3	VH 13	**0304000000**	–
	screw	4	BS M 3 x 20	**0303000000**	–
	washer	5	SS M 3	included	–
to SAK 2.5	–	2	–	–	–
	cross-connection link	6	QL 2	**0130600000**	27 A
	sleeve	7	VH 16	**0309700000**	–
	screw	8	BS M 3 x 20	**0303000000**	–
	retaining screw	9	SS M 3	included	–

Potential distribution

Screw-in cross-connectors (Q)

In this type of cross-connection the cross-connection link, connecting sleeves and fixing screws are pre-assembled in a captive arrangement. However, all the individual parts are also available separately on request. During installation, these pre-assembled cross-connectors are simply inserted into the cross-connection slot in the middle of the terminal and screwed tight. Any number of poles can be achieved by linking two cross-connections. For example, a 20-pole cross-connection by joining together two 10-pole cross-connections with the cross-connection link of a 2-pole cross-connection (see figure below).

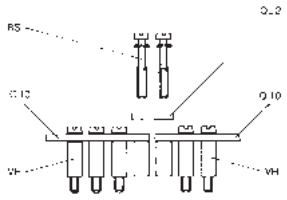

Q ... AKZ 4SS

Technical specification	
continuous current, 2-pole/multi-pole A	32 / 32
thread size	M 2.5
tightening torque Nm	0.4 ... 0.6

Ordering data	Type	Qty	Order No.
2-pole	Q...2 AKZ 4SS		0369000000
3-pole	Q...3 AKZ 4SS		0369100000
4-pole	Q...4 AKZ 4SS		0369200000
10-pole	Q...10 AKZ 4SS		0369300000
24-pole			

for terminal
AKZ 4SS

Q ... DLI 2.5

	24 / 24
	M 2.5
	0.4 ... 0.6

Type	Qty	Order No.
Q...2 DLI 2.5		1312500000
Q...3 DLI 2.5		1312600000
Q...4 DLI 2.5		1312700000
Q...10 DLI 2.5		1313100000

for terminal
DLI 2.5
DLA 2.5
DLD 2.5

Q ... AKZ 1.5

Technical specification	
continuous current, 2-pole/multi-pole A	24 / 24
thread size	M 2.5
tightening torque Nm	0.4 ... 0.6

Ordering data	Type	Qty	Order No.
2-pole	Q...2 AKZ 1.5	50	0368200000
3-pole	Q...3 AKZ 1.5	50	0368300000
4-pole	Q...4 AKZ 1.5	50	0368400000
10-pole	Q...10 AKZ 1.5	20	0368500000
24-pole			

for terminal
AKZ 1.5
AKZ 2.5

Q ... AKZ 4

	32 / 32
	M 2.5
	0.4 ... 0.6

Type	Qty	Order No.
Q...2 AKZ 4	50	0336400000
Q...3 AKZ 4	50	0336500000
Q...4 AKZ 4	50	0336600000
Q...10 AKZ 4	20	0338600000

for terminal
AKZ 4

Potential distribution

Removable cross-connection links

Removable cross-connection links are intended for 2-pole, easily disconnected cross-connections. They are fitted together with a VH connecting sleeve and a BS fixing screw.



VL 2

Removable cross-connection links

for terminal	Type	Qty	Order No.
SAK 4	VL 2	50	**0197000000**
SAK 6 N	VL 2	50	**0194700000**
SAK 10	VL 2	50	**0135900000**
SAK 16	VL 2	50	**0135800000**
SAK 35	VL 2	50	**0124000000**

VH

Connecting sleeves

Type	Qty	Order No.
VH 19	50	**0285100000**
VH 19	50	**0285100000**
VH 19	50	**0285100000**
VH 19	50	**0285100000**
VH 24,5	50	**0298700000**

BS

Fixing screws

Type	Qty	Order No.
BS M3x25	100	**0292500000**
BS M3x25	100	**0292500000**
BS M3x25	100	**0292500000**
BS M3x25	100	**0292500000**
BS M4x35	50	**0298900000**

Spacer pillars

The DS spacer pillars are made from a tempered insulating material and are used so that individual current paths can be disconnected by removing the fixing screw. The current in the cross-connection is fed via the fixing screw in this arrangement. Therefore, we prescribe the use of screws made from CuNi 60 (a copper-nickel alloy). The use of an end bracket with a screw holder avoids losing fixing screws that have been removed.

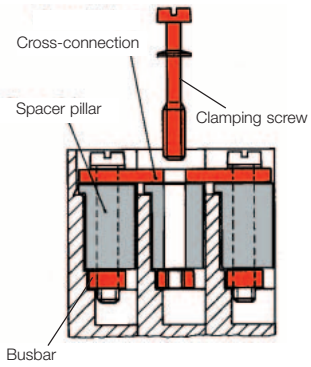

Spacer pillars type DS



for terminal	Type	Qty	Order No.
SAK 2.5	DS 9*	100	**0330930000**
	BS M3x15 CuNi	100	**0377200000**
SAK 4	DS 14*	100	**0207530000**
	BS M3x20 CuNi	100	**0377100000**
SAK 6 N	DS 12.5*	100	**0207730000**
	BS M3x20 CuNi	100	**0377100000**
SAK 10 and SAK 16	DS 12.5*	100	**0207630000**
	BS M3x20 CuNi	100	**0377100000**

* Height in mm

EW 35

End bracket for TS 35 with screw holder for fixing screws that have been removed.

Type	Qty	Order No.
EW35/TS 35 with screw holder	20	**0258660000**

EWK 2

End bracket for TS 32 with screw holder for fixing screws that have been removed.

Type	Qty	Order No.
EWK 2/TS 32 with screw holder	20	**0258760000**

Rail holder

For an insulated terminal rail arrangement in fully insulated installations.

SH 2

for terminal	Type	Qty	Order No.
EK 2.5 N, EK 2.5/35, EK 4, EK 4/35, EK 6/35, EK 10, EK 10/35, EK 16, EK 16/35, EK 35, EK 35/35	SH2	10	**0494920000**

Potential distribution

Cross-connection combs

Cross-connection combs are fitted externally and enable current splitting at modular terminals that do not have a cross-connection slot in the middle of the terminal or that those where two potentials have to be fed in parallel. Types QB 2, 3 and 4 are insulated cross-connection combs. Types QB 58 and 75 are supplied in 58- and 75-pole versions respectively.

The poles are easily broken out/off manually. Push-on insulation for subsequent shock protection is available for both pitches.
When using such external cross-connectors, the rated cross-section is reduced to the next smaller conductor size.

QB 2-, 3- and 4-pole

angled

Cross-connection comb
insulated

pitch (mm)	pitch (mm)
8.0	**6.0 und 6.5**

	Qty	Order No.	Qty	Order No.
QB 2, 2-pole	50	**0461100000**[1]	50	**0482700000**[1]
QB 3, 3-pole	50	**0461200000**[1]	50	**0482800000**[1]
QB 4, 4-pole	50	**0461300000**[1]	50	**0482900000**[1]
QB 58-pole, straight				
QB 58-pole, angled				
QB 75-pole, straight				
QB 75-pole, angled				
black insulation				
blue insulation				
red insulation				

[1] Current-carrying capacity 27 A

QB 58, QB 75

Poles are easily broken off manually for clamping points that do not need to be cross-connected.

Cross-connection comb
uninsulated (available with insulation as shock protection on request)

pitch (mm)	pitch (mm)
8.0 e.g. SAK 6	**6.0** e.g. SAK 2.5
QB 58	**QB 75**

Qty	Order No.	Qty	Order No.
10	**0545400000**[1,2]		
10	**0545300000**[1,2]		
		10	**0535200000**[1,2]
		10	**0526400000**[1,2]
10	**0546000000**	10	**0526700000**
10	**0546080000**	10	**0526780000**
10	**0546040000**	10	**0526760000**

[2] The mounting tolerances of the terminals must be taken into account.

Plug-in cross-connectors type QS and DQS

QS and DQS plug-in cross-connectors are used in conjunction with sockets to create easily disconnected cross-connections between modular terminals.

DQS 2

for 2.3 mm dia. sockets

	Type	Qty	Order No.
for **6** mm terminal width (e.g. SAK 2.5) with jumper/as test plug	DQS 2 (2-pole) for up to 20 A	20	**0471560000**
with diode 1 N 4007	DQS 2 (2-pole) max. 1 A	20	**0471460000**
without diode	DQS 2 (2-pole) installation space 9 x 9 x 4.5	20	**0471660000**
for **6,5** mm terminal width (e.g. SAK 4)	QS 2 (2-pole) for up to 20 A	20	**0212700000**
for **8** mm terminal width (e.g SAK 6 N)			
for **10** mm terminal width (e.g SAK 10)			
for **12** mm terminal width (e.g SAK 16)			

QS 2

for 2.3 mm dia. sockets



QS 2

for 4 mm dia. sockets, for up to 44 A



Type	Qty	Order No.
QS2 (2-pole) dim. x = 8 mm, y = 16 mm	20	**0270960000**
QS 2 (2-pole) dim. x = 10 mm, y = 20 mm	20	**0270860000**
QS 2 (2-pole) dim. x = 12 mm, y = 20 mm	20	**0270760000**

Testing/Checking

Test plugs/Sockets

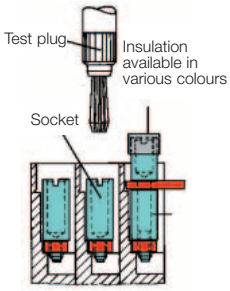

Test plugs (PS) are used for measurement purposes or for the final checking of a finished terminal strip installation. Test plugs for sockets are available with 2.3 and 4 mm I.D.

The difference between these and a test adapter is that the test plug does not automatically clip into the terminal. This means that a secure connection to modular feed-through terminals up to 35 mm² is only possible in conjunction with a socket.

The **sockets (StB)** enable the PS test plug and the QS plug-in cross-connectors to be plugged in. The sockets are screwed into the busbar in the cross-connection slot in the middle of the terminal or screwed into the modular terminal instead of the clamping screw.

If a cross-connection has to provide a test option as well, then an StB 28.5 or 30.5, which has an insulating sleeve and can accommodate the PS 4 test plug, is screwed in instead of the fixing screw.

PS

Type	Qty	Ordner No.
2.3 mm dia./rated current 17.5 A		
PS 2.3	20	**0180400000**
4.0 mm dia./rated current 24 A		
PS 4	20	**0299600000**

PS 2 / PS 2 MC

Type	Qty	Ordner No.
PS 2 for 2 mm dia. sockets	20	**0293800000**
for soldered conductor cross-section 1.5 mm²		
PS 2 MC	20	**0310000000**
for soldered conductor cross-section 0.75 mm², can also be plugged directly into threaded hole in busbar for terminal types AKZ 4, AKB 4, AKZ 2.5, AKZ 1.5		

ZS 2.3/4

Type	Qty	Ordner No.
ZS 2.3/4	20	**0249600000**
Adapter plug for connecting sockets with 2.3 and 4 mm I.D. Can also be plugged directly into threaded hole in busbar for terminal types SAK 2.5 and SAK 4.		

FZS 2/4 / FK 4

Type	Qty	Ordner No.
FZS 2/4	20	**1276300000**
Flexible adapter plug for connecting sockets with 2.3 and 4 mm I.D.		
FK 4	20	**1678650000**
Flexible coupling for connecting test plug to test adapter. The unconnected end of the conductor is protected against fraying by a wire end ferrule.		

TA 1

Type	Qty	Ordner No.
TA 1	20	**0535860000**
The conductor is soldered on, or crimped on with the HTG 58 crimping pliers.		
HTG 58	1	**9012000000**
conductor: max. 0.75 mm² remove shoulder stripping length: 14 mm		

Testing/Checking

The SAKR modular disconnect terminals are available already fitted with sockets (see “Modular disconnect terminals”). These sockets are provided with a slot for actuating with a screwdriver. Weidmüller can supply special screwdrivers with a shoulder for this purpose (chapter J).

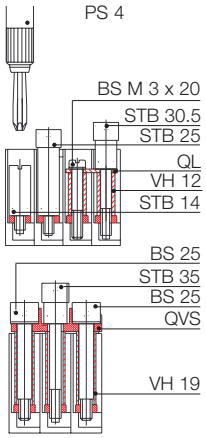

StB for SAKT

The type StB 25 socket accepts test plug PS 4 in type SAKT 1 and SAKT 2 disconnect terminals, or the QS plug-in cross connector.

The type StB 35 socket is used when simultaneous testing is necessary with a QVS cross-connection slider.

Complete with insulating sleeve to prevent contact with live parts and colour-coded test plug and plug-in cross-connection, 4 mm dia.

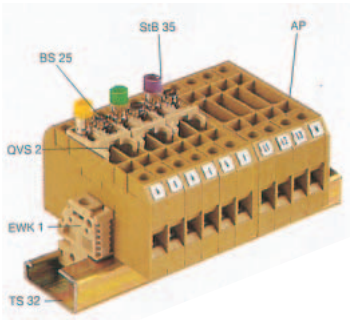

StB 5.5…17

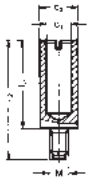

Type	for terminal type	L1	L2	d1	d2	M	Qty	Order No.
StB 5.5	SAKL 4/20 [1]	5.5	11	2.3	3.7	3	100	**0122700000**
StB 6	AKZ 4, DK 4, SAKR [1]	6	11.5	2.3	3.9	3	100	**0379400000**
StB 6	SAK 2.5 [1]	6	13	2.3	3.9	2.5	50	**0130200000**
StB 7	SAKC4,SAK4 [1]	7	14.5	2.3	4	3	100	**0358500000**
StB 7.5	SAK 10, SAKB 10 [1]	7.5	17	4	6	4	50	**0130000000**
StB 8.5	AKZ 4 / DK 4/ SAKD 2.5 N	8.5	11.5	2.3	4	2.5	50	**0215700000**
StB 8.5	SAK 2.5	8.5	12	2.3	5	3	50	**0280600000**
StB 8.5	SAKT 4	8.5	12	2	4.5	3	50	**0244600000**
StB 13.5	SAKA 10 / SAKC 10	13.5	18.5	4	6	4	50	**0135200000**
StB 14	SAK 4	14	17.5	2.3	5	3	50	**0168600000**
StB 14	SAK6N, 10, 16 / SAKT 1, SAKT 2	14	19	4	6	3	50	**0169900000**
StB 16	SAK70, SAK 95	16	28	4	7	5	50	**0385400000**
StB 16	SAK 35, SAKB 10	16	23	4	7	4	50	**0140200000**
StB 17	SAKC 10	17	22	4	6	4	50	**0147100000**

StB 28.5 / 30.5

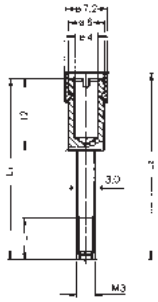

Type	Colour	terminal type	L1	L2	L	Qty	Order No.
StB 30.5	black	SAK 4, SAK 6 N	30.5	31.7	7	50	**0341000000**
StB 30.5	grey	SAK 10, SAK 16	–	–	–	50	**0341100000**
StB 30.5	blue		–	–	–	50	**0341200000**
StB 30.5	red		–	–	–	50	**0341300000**
StB 30.5	green		–	–	–	50	**0341400000**
StB 30.5	yellow		–	–	–	50	**0341500000**
StB 30.5	violet		–	–	–	50	**0341600000**
StB 28.5	black	SAK 2.5	28.5	29.7	9	50	**0133400000**

StB 25

Type	Colour	for terminal type	Qty	Order No.
StB 25	yellow	SAKT 1 and SAKT 2	50	**0267200000**
	green		50	**0271200000**
	violet		50	**0271300000**
	black		50	**0271500000**
	grey		50	**0271400000**
	blue		50	**0343400000**
	red		50	**0343300000**

StB 35

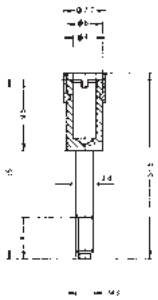

Type	Colour	for terminal type	Qty	Order No.
StB 35	yellow	SAKT 1 and SAKT 2	50	**0389000000**
	green		50	**0388900000**
	violet		50	**0389100000**
	black		50	**0388500000**
	grey		50	**0388600000**
	blue		50	**0388700000**
	red		50	**0388800000**

[1] used instead of the clamping screw

Protective covers

Protective covers

Several safety regulations, e.g. the German accident prevention code covering electrical systems and equipment (VBG 4) or the standard VDE 0106 part 100 (March 1983), call for live parts of electrical systems to be protected against direct contact by any part of the body.
In the case of modular terminals this protection must always be provided in the form of additional covers when cross-connectors or test sockets are fitted. Therefore, Weidmüller can supply cover strips with associated retaining plates which can be used with the more common sizes of terminal. The retaining plates can be fitted at the ends or within the terminal strip, and can be fitted to TS 32, TS 35 or TS 15 terminal rails.
Spacing of retaining plates:
The length of the ADP 1, 2 and 3 between retaining plates should not exceed about 500 mm. The cover strip is clipped into tabs on the side. Additional security is provided by a spigot on the retaining plate, which can also be sealed with lead. On terminal type SAK 95 the ADP 3 cover strip can be clipped directly onto the terminal. Transparent cover strips enable the terminals with their accessories and labelling to remain visible at all times. Additional labelling, e.g. for groups, can be added.



ADP

Cover strips

Unplasticised PVC, supplied in 1 m pieces, max. temperature 70°C



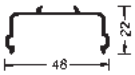

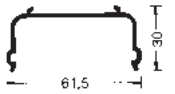

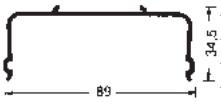

transparent

Type	Order No.
ADP 1	**0485200000**
ADP 2	**0485300000**
ADP 3	**0485400000**

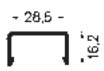

grey

Type	Order No.
ADP 4 (1000 mm)	**1430760000**
ADP 4 (300 mm)	**1378160000**
TSK 31.5	**0347960000**

HP

Retaining plates

PA 66, 2 mm thick

For fitting to TS 35 and TS 32, with spigot for lead seal

Spigot for lead seal

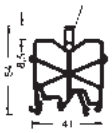

Type	Order No.
HP 1	**0485560000**
HP 2	**0485660000**
HP 3	**0485760000**
HP 4	**0485860000**

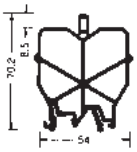

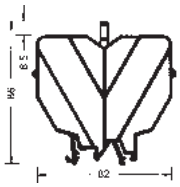

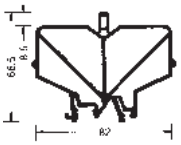

For fitting to TS 15

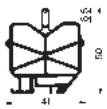

Type	Order No.
HP 7	**0258260000**
HP 8	**0258360000**

Overall dimensions	A	A	A	A	B	C
for mounting on terminal rail	TS 32	TS 35 x 7.5	TS 35 x 15	TS 15		
ADP 1, HP 1	61	56	63		49	6
ADP 2, HP 2	77	72	79		62.5	6
ADP 3, HP 3	94	89	86		92	6
ADP 3, HP 4	73.5	68.5	75.5		92	6
ADP 1, HP 8				45	49	6
TSK 31.5, HP 7				35	31	6

Labelling material	Qty	Order No.
"Lightning flash" symbol, self-adhesive, 20 labels per card	5	**0566700000**

* only for PA 66 versions

Allocation to some terminal types	ADP cover strips			HP retaining plates		
	Type	Qty	Order No..	Type	Qty	Order No.
SAKD 2.5 N, EK 2.5 N, SAK 2.5, SAK 2.5/35	ADP 1	36	**0485200000**	HP 1	20	**0485560000**
SAK 4, EK 4, SAK 4/35, EK 2.5/35, EK 4/35	ADP 2	36	**0485300000**	HP 2	20	**0485660000**
SAK 6 N, EK 10, SAK 10, EK 6/35, SAK 6/35, EK 10/35						
SAKR, SAKR-D, DK 4						
SAK 16, EK 16, EK 35, SAK 35, SAKC 4, SAK 16/35	ADP 3	20	**0485400000**	HP 3	20	**0485760000**
SAKC 10, SAK 70, SAKS 1, SAKS 2, Sak 35/35, SAK 70/35						
SAKS 3, SAKS 4, SAKS 5						
SAK 95	ADP 3	1	**0485400000**	not applicable		
ASK 1, SAKA 10, SAKT 1, SAKB 10, SAKT 2,	ADP 3	1	**0485400000**	HP 4	20	**0485860000**
AST*, SAK 2.5, SAK 4	ADP 4	1	**1430760000**	not applicable		
	ADP 1	1	**0485200000**	HP 8	20	**0258360000**
1000 mm long	ADP 4	1	**1430760000**	not applicable		
300 mm long	ADP 4	10	**1378160000**			
	TSK 31.5	1	**0347960000**	HP 7	20	**0258260000**

Protective covers

Several German VDE standards, e.g. VDE 0106 part 100 (March 1983), specify that mains terminals must be covered. Weidmüller can supply a range of such covers printed with a warning “lightning flash” and the international warning symbol. The other side features a “lightning flash” symbol with the warning “Danger! Electricity”. Plastic screws are used to fix the cover plates to the terminal strips. The cover plates are intended for 3- or 4-pole terminals.

Type BSK plastic screws are used to fix the plates.

BSK = PA 66

AD/WAD covers

AD 3 (3-pole)

Terminal type	Terminal width (mm)	Qty	Order No.	Screw	Qty	Order No.
SAK 2.5	6	50	**0297900000**	M 3 x 22	100	**0128900000**
AKZ 4	6	50	**0297900000**	M 2.5 x 18	100	**0303300000**
DK 4 Q	6	50	**0297900000**	M 2.5 x 18	100	**0303300000**
SAK 4	6.5	50	**0297600000**	M 3 x 22	100	**0128900000**
SAK 6 N	8	50	**0297700000**	M 3 x 22	100	**0128900000**
SAK 10	10	50	**0178500000**	M 3 x 22	100	**0128900000**
SAK 16	12	50	**0297800000**	M 3 x 22	100	**0128900000**
SAK 35 N	18	50	**0273400000**	M 4 x 32	100	**0129100000**
SAK 70	22	10	**0344300000**	M 5 x 45	50	**0344400000**
Screw for lead seal				M 3 x 20	100	**0451300000**
AD 3 (4-pole)						
SAK 2.5	6	50	**0303400000**	M 3 x 22	100	**0128900000**
AKZ 4	6	50	**0303400000**	M 2.5 x 18	100	**0303300000**
DK 4 Q	6	50	**0303400000**	M 2.5 x 18	100	**0303300000**
SAK 4	6.5	50	**0285300000**	M 3 x 22	100	**0128900000**
SAK 6 N	8	50	**0196600000**	M 3 x 22	100	**0128900000**
SAK 10	10	50	**0178600000**	M 3 x 22	100	**0128900000**
SAK 16	12	50	**0518200000**	M 3 x 22	100	**0128900000**
SAK 35	18	50	**0178700000**	M 4 x 32	100	**0129100000**
SAK 35 N	16	50	**0576700000**	M 4 x 32	100	**0129100000**
Screw for lead seal				M 3 x 20	100	**0451300000**

TBS 2 / BST 2

for the SAK series

Protective covers

Details

Details

- For covering uninsulated cross-connections on SAK 2.5...SAK 16 terminals.
- Identification of functional groups.
- Easily fitted by inserting the insulating plate into the existing insulating plate slot in the terminal.
- Labelling strips are clipped into the insulating plates.
- Labelling of stable labelling strip with felt-tip pen for permanent labelling or pencil for temporary labelling.

	Order No.
Materials	
Type	
TBS 2, polyamide	
BST 2, unplasticised PVC	
Ordering data	
Type	
TBS insulating plate	**1287860000**
BST 2 labelling strip (300 mm long)	**1287700000**

AD

for SAKG

Cover plates

These can be assembled either with two end clamp plates or with one end clamp plate and one partition plate plus mounting bracket.

Cover plates with self-adhesive label

Dimensions of cover plates

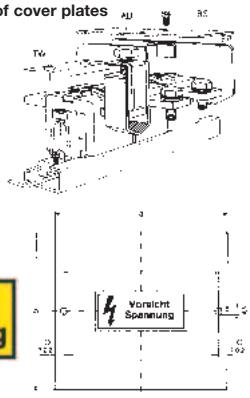

2 mm thick

	Type	a	b	c	Order No.
for SAKG 28	AD 3	89	120	74	–
for SAKG 28	AD 4	116	120	102	**0263100000**
for SAKG 32 and 70	AD 4	132	120	118	**0283100000**
for SAKG 40	AD 3	124	160	110	–
for SAKG 40	AD 4	164	160	150	**0263200000**
for SAKG 46	AD 4	188	160	174	**0263300000**
for SAKG 54	AD 3	166	160	152	**0264900000**
for SAKG 54	AD 4	220	160	206	**0261100000**

AH

for SAKG

Shrouding covers

For open-type terminals like type SAKG. Shrouding covers are used – instead of other cover types – to provide the necessary protection against contact (required by German standard VBG 4). Shrouding covers are simply placed over the terminals.

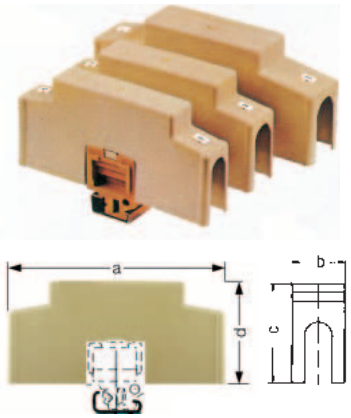

	Type	a	b	c	d	Order No.
	dimensions in mm					
for SAKG 28	AH 28	156	26	74	94	**0326660000**
for SAKG 32/70	AH 32	156	30	74	94	**0326760000**
for SAKG 40	AH 40	186	38	78	94	**0326860000**
for SAKG 46	AH 46	196	46	78	94	**0326960000**

Protective covers

Cover strips for terminal strips

To protect against contact, dust and moisture, Weidmüller can supply cover strips which, for example, are useful in signal or lighting mast distribution boards.

Weidmüller can supply fully assembled and labelled terminal strips to meet your specification.

ADL

The ADL cover can be clipped to a TS 32 terminal rail.

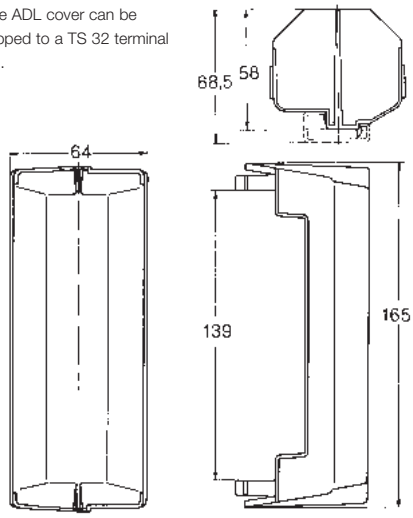

A selection of terminal types that can be fitted below this cover strip:

TS 32
SAKD 2.5 N ... SAK 10
EK 2.5 N ... EK 10
SAKR, ASK 1, SAKT 1, SAKT 4, SAKB 10
SAKS 1, SAKS 3

Type	Qty	Ordner No.
ADL	2	**0210800000**

AD 250

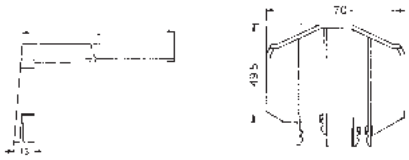

A selection of terminal types that can be fitted below this cover strip:

TS 32	TS 35
SAKD 2.5 N ... SAK 10	WDU 2.5 bis WDU 10
EK 2.5 ... EK 10	WPE 2.5 bis WPE 10
SAKR, ASK 1, SAKT 1, SAKB 10	WNT 2.5 bis WNT 10
SAKS 1, SAKS 3	ASK 1,
	SAKS 1/35, SAKS 3/35

Type	Qty	Ordner No.
AD 250 L = 250 mm	1	**0634100000**
HP EK1 32/2 AD 250	1	**0634300000**

HP

retaining plate
suitable for TS 32 and
TS 35 x 7.5
height for TS 32: 64.5 mm
height for TS 35 x 7.5: 63 mm

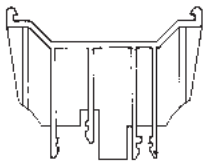

Accessories for modular disconnect test terminals



QVS... cross-connection sliders

VH 19 connecting sleeves and BS 25 fixing screws (or StB 35 sockets) are required for fixing the QVS cross-connections to the individual terminals.

The fixing screws include an insulating sleeve for colour coding purposes and a guide for the screwdriver. The cross-connection sliders are designed so that the test plug sockets in the terminals remain accessible in every position.

The type QVS 2S 2-pole version is designed so that it can be slid even when a test plug has been inserted. If a test option is required when a QVS has been fitted, the fixing is best achieved with the StB 35 socket.

The clearance and creepage values required for the rated voltage of the terminal change when accessories are fitted.

StB sockets are screwed into the busbar for the modular terminals. They are used to accommodate PS 4 test plugs or QS 2 plug-in cross-connectors.

QVSK 2 (167036)

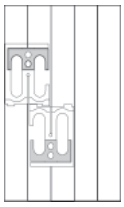

SAKT2, SAKT1

QVS 2 (030730)

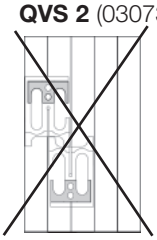

SAKT1

Note:

QVS 2 units cannot be switched when installed like this.

Rated voltages

for adjacent	rated voltage
QVS	63 V
QL	250 V

for adjacent	rated voltage
StB 25	63 V
StB 35	63 V

TW partition plates or TSch insulating plates must be used to maintain the rated voltage.

The **SSP 3** and **SSP 4** prevent the unintended making or breaking of circuits. They lock the disconnection slider in its respective position. The lockout device can be easily pressed from above into the terminal and is then only removable with a tool.

Type	Qty	Order No.
SSP 3	100	**0531760000**
SSP 4	20	**1319360000**

QVS 1

Cross-connection sliders

QVS QVS QVSK 2 QVS 2S

Type	No. of poles	Qty	Order No.
QVS 2	2 poles	20	**0307300000**
QVSK 2	2 poles	20	**1670360000**
QVS 3	3 poles	20	**0329300000**
QVS 4	4 poles	20	**0307400000**
QVS 2S	2 poles	20	**0358460000**

STB

Sockets

Type	Colour	Qty	Order No.
STB 14			
STB 14		50	**0169900000**
STB 25			
STB 25	yellow	50	**0267200000**
STB 25	green	50	**0271200000**
STB 25	violet	50	**0271300000**
STB 25	black	50	**0271500000**
STB 25	grey	50	**0271400000**
STB 25	blue	50	**0343400000**
STB 25	red	50	**0343300000**
STB 30.5			
STB 30.5	yellow	50	**0341500000**
STB 30.5	green	50	**0341400000**
STB 30.5	violet	50	**0341600000**
STB 30.5	black	50	**0341000000**
STB 30.5	grey	50	**0341100000**
STB 30.5	blue	50	**0341200000**
STB 30.5	red	50	**0341300000**
STB 35			
STB 35	yellow	50	**0389000000**
STB 35	green	50	**0388900000**
STB 35	violet	50	**0389100000**
STB 35	black	50	**0388500000**
STB 35	grey	50	**0388600000**
STB 35	blue	50	**0388700000**
STB 35	red	50	**0388800000**

Accessories for modular disconnect test terminals

BS fixing screws

VH connecting sleeves

QL cross-connections

The QL cross-connections enable connections between adjacent modular terminals.

QL cross-connection links

QL cross-connection links are used as permanent, i.e. non-switchable, cross-connections on SAKT disconnect terminals.
VH 12 connecting sleeves and BS M3 x 20 fixing screws (or StB 30.5 sockets) are required for fixing these in position.
The clearance and creepage values required for the rated voltage of the terminal can change when accessories are fitted. This is especially true with cross-connections between neighbouring terminals with different potentials.

QB cross-connection comb

The QB can be inserted from above on the SAKT1/QT1 cross-connect/disconnect terminal.
The connection or disconnection is then achieved by means of the integral disconnection slider.

QS 2 plug-in cross-connection

For 4 mm dia. sockets, for up to 44 A.

BS / VH

Fixing screw



Connecting sleeve

Type	Colour	Qty	Order No.
Fixing screws			
BS 25	yellow	50	**0335700000**
BS 25	green	50	**0335600000**
BS 25	violet	50	**0335800000**
BS 25	black	50	**0335200000**
BS 25	grey	50	**0335300000**
BS 25	blue	50	**0335400000**
BS 25	red	50	**0335500000**
BS 25	uninsulated	50	**0334700000**
BS M 3 x 20 CuNi 60 (copper alloy)		100	**0377100000**
Connecting sleeves			
VH 12 E-Cu 57 (copper alloy)		100	**0249000000**
VH 19 CuZn 39 (brass alloy)		50	**0318000000**

QL / Q

QL 2, QL 3, QL 4

Cross-connection link (BS and VH also required)

Q 3

Pre-assembled cross-connection

Type	No. of poles	Qty	Order No.
QL 2	2 poles	50	**0194300000**
QL 3	3 poles	50	**0194400000**
QL 4	4 poles	50	**0194500000**
QL 5	5 poles	50	**0220500000**
QL 6	6 poles	50	**0220600000**
QL 10	10 poles	20	**0338300000**
QL 15 E-Cu 57 (copper alloy)	15 poles	10	**0221200000**
Q2	2 poles	50	**0456700000**
Q3	3 poles	50	**0456800000**
Q4	4 poles	50	**0456900000**
Q10	10 poles	20	**0457000000**

QB

QB 2, QB 3, QB 4,

Type	No. of poles	Qty	Order No.
QB 2	2 poles	50	**0205700000**
QB 3	3 poles	50	**0205800000**
QB 4	4 poles	50	**0205900000**
QB 10	10 poles	20	**0343800000**

QS 2



Type	No. of poles	Qty	Order No.
WQV			
QS 2 x = 8 mm, y = 16 mm	2 poles	20	**0270960000**
QS 2 x = 10 mm, y = 20 mm	2 poles	20	**0270860000**
QS 2 x = 12 mm, y = 20 mm	2 poles	20	**0270760000**

Content

Tools		
Cutting tools	J.2	
Cutting tools - Accessories	J.3	
Stripping tools	J.4	
Crimping tools	J.5	- J.6
Accessories	J.7	- J.12
Screwdrivers	J.13	- J.20
DMS manual / DMSI manual	J.21	
Screwdrivers	J.22	- J.24

Cutting Tools

Cutting tools

- Cutting formation for different cable sizes increases the quality of the cuts for smaller cross-sections.

KT 8

Cutting tool that does not damage the conductor; for cutting copper and aluminium cables with a diameter of up to 8 mm

- Not suitable for steel wires, steel-armoured cables, aluminium alloys and hard-drawn copper conductors!

KT 12

Cutting tool that does not damage the conductor; for cutting copper and aluminium cables with a diameter of up to 12 mm

- Not suitable for steel wires, steel-armoured cables, aluminium alloys and hard-drawn copper conductors!

Technical data

		KT8	KT12
Max. cutting performance copper cable			
Solid (max. conductor cross-section)	mm² / AWG	16 / 6	16 / 6
Stranded (max. conductor cross-section)	mm² / AWG	16 / 6	25 / 3
Flexible (max. conductor cross-section)	mm² / AWG	16 / 6	35 / 2
Flexible, Stranded (max. diameter)	mm	8	12
Sector line			
Max. cutting performance aluminium cable			
Stranded (max. conductor cross-section)	mm² / AWG	16 / 6	25 / 6
Stranded (max. diameter)	mm	8	8
Solid	mm²	16	25
Data-/ telephone-/ control cable			
O.D. max.	mm	8	12
Tool data			
Length / width / height	mm	165 / 65 / 25	215 / 66 / 28
Weight	g	180	300
Information		(tool closed)	(tool closed)

Order data

Version	Type	Qty.	Order No.	Type	Qty.	Order No.
	KT 8	1	**9002650000**	KT 12	1	**9002660000**
Information						

Accessories

	Type	Qty.	Order No.	Type	Qty.	Order No.
Information						

Cutting Tools

WAW 1

Notching tool

Tool for trimming poles from WQV 2.5 to WQV 35 cross connections used in Weidmueller W-Series terminals.

Technical data

Length	167 mm
Weight	227 g

Order data

Type	Order No.
WAW 1	9004500000

WAW 2

Notching tool

Tool for punching out the cross-connection windows of the Weidmüller W-Series
Disconnect terminal WTR 2.5
Fuse terminal WSI 6

Technical data

Length	205 mm
Weight	338 g

Order data

Type	Order No.
WAW 2	9004510000

KT ZQV

Cutting tool

Cutting tool that does not damage the edge; for cutting the cross-connections of the Weidmüller Z-series.

Technical data

Length	215 mm
Weight	300 g

Order data

Type	Order No.
KT ZQV	9002170000

Stripping tools

Stripping- and cutting tools

- For flexible and massive conductors with PVC-insulation
- Stripping length adjustable with shoulder
- automatic opening of the clamping jaws after stripping
- no splicing of the single conductor
- adjustable to different insulation thickness
- cable with double insulation in two processing steps without special adjustment
- Blade-device free from float and self-adjustable
- long durability
- optimised ergonomically design

Stripax® 16

Stripping and cutting tool for flexible and massive conductors with PVC-insulation
of 6...16 mm² (~AWG 10... 6)

- Cutting of flexible and massive conductors up to 6 mm² (AWG 10)
- No damaging of the conductor due to special blade forms

Stripax®

Stripping and cutting tool for flexible conductors with PVC-insulation
of 0.08...6mm² (~AWG 28...10)

- No damaging of the conductor due to special, self-adjustable stripping blades
- Processing of multi-conductors, with thin flat ribbon cables even multiple conductors in one operation

Technical data

Max. stripping performance copper cable		Stripax® 16	Stripax®
Cable model		flexible & solid PVC conductors	flexible & solid PVC conductors
Conductor cross-section	mm²	6 ... 16	0.08 ... 6
Conductor diameter	mm		
Max. stripping length	mm	20	20
Adjustable depth of cut	mm		
Cutting performance			
Max. cutting performance	mm²	6	6
Tool data			
Length	mm	190	190
Weight	g	155	155
Information			

Order data

Version	Type	Qty.	Order No.	Type	Qty.	Order No.
	stripax® 16	1	9005610000	stripax®	1	9005000000
Information						

Accessories

	Type	Qty.	Order No.	Type	Qty.	Order No.
	Spare stripping blades	1	9054080000	Cleaning brush	5	9005450000
	Cleaning brush	5	9005450000	Spare stripping blades	1	9054030000
Information						

Crimping tools

Crimping tool for wire and ferrules

- Positive blocking guarantees good-quality crimping.
- Release option in case of incorrect operation

PZ 6/5

Crimping tool for wire end ferrules from 0.25...6mm²

Crimping tool for wire end ferrules (according to DIN 46228 T. 1 and 4) with and without plastic collar of 0.25...6 mm² (~ AWG 24...10) and twin wire end ferrules of 0.5...4.0mm²

- Crimp according to Euro-Norm EN 60947-1
- Five crimping stations corresponding to the conductor cross-section
- Approval according to VG 95211 (military designation VG 95 236 T 14 B 002)

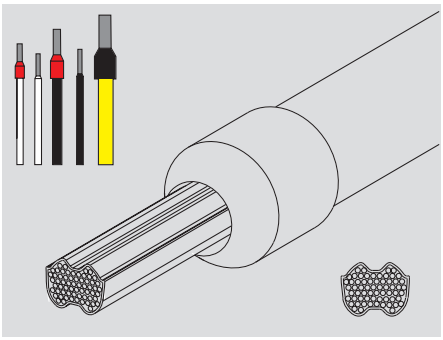

PZ 6roto

Crimping tool for wire end ferrules from 0.14...6mm²

Crimping tool for wire end ferrules of 0,14...6 mm² with and without plastic collar according to DIN 46228 T 1 and 4 (~ AWG 26...10) and twin-wire end ferrules of 0,5...4 mm²

- Only one die for the whole cross-section
- Pivoted die for wire end ferrule-insertion
- Wire end ferrule insertion from the front or from the side

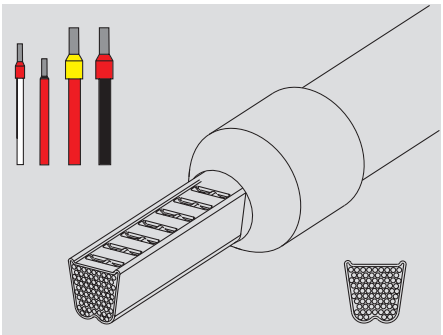

Technical data

Description of contact		PZ 6/5	PZ 6 roto
Type of contact		ferrules with/without plastic collar	ferrules with/without plastic collar
Crimping range	mm²	0.25 ... 6	0.14 ... 6
Crimping range 1 (with multiple crimping positions)	mm²	0.25 ... 0.5	
Crimping range 2 (with multiple crimping positions)	mm²	0.75 ... 1.5	
Crimping range 3 (with multiple crimping positions)	mm²	2.5	
Plug width	mm		
Tool data			
Length	mm	200	200
Weight	g	423	428
Information			

Order data

Version	Type	Qty.	Order No.	Type	Qty.	Order No.
	PZ 6/5	1	**9011460000**	PZ 6 roto	1	**9014350000**
Information						

Accessories

Information		
	Information and ordering data for wire end ferrules see chapter tools wire end ferrules	Information and ordering data for wire end ferrules see chapter tools wire end ferrules

Crimpen

Crimping tool for wire and ferrules

- Positive blocking guarantees good-quality crimping
- Release option in case of incorrect operation
- Wire end ferrule insertion from the side

PZ 16

Crimping tool for wire end ferrules from 6...16mm²

Crimping tool for wire end ferrules (acc. to DIN 46228 part 1 and 4) with and without plastic collar from 6...16 mm² (~ AWG 10...6)

- Three crimping stations corresponding to the conductor cross-sections
- Crimp according to Euro-Norm EN 60947-1
- Approval according to VG 95211 (military designation VG 95 236 T 14 B 002)

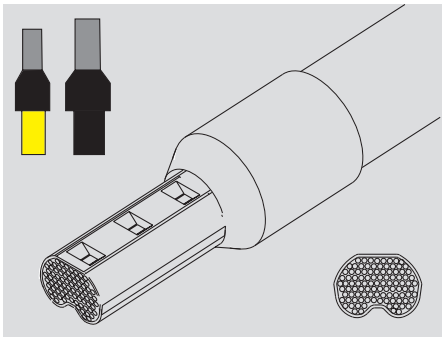

PZ 50

Crimping tool for wire end ferrules with 25, 35 and 50mm²

Crimping tool for wire end ferrules of 25, 35 and 50 mm² with and without plastic collar acc. to DIN 46228 part 1 and 4(~ AWG 3...1)

- Three crimping stations corresponding to the conductor cross-sections
- Crimp according to Euro-Norm EN 60947-1
- Approval according to VG 95211 (military designation VG 95 236 T 14 B 002)

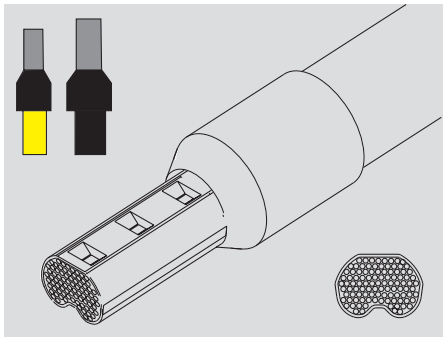

Technical data

Description of contact		PZ 16	PZ 50
Type of contact		ferrules with/without plastic collar	ferrules with/without plastic collar
Crimping range	mm²	6 ... 16	25 ... 50
Crimping range 1 (with multiple crimping positions)	mm²	6	25
Crimping range 2 (with multiple crimping positions)	mm²	10	35
Crimping range 3 (with multiple crimping positions)	mm²	16	50
Plug width	mm		
Tool data			
Length	mm	200	260
Weight	g	418	700
Information			

Order data

Version	Type	Qty.	Order No.	Type	Qty.	Order No.
	PZ 16	1	**9012600000**	PZ 50	1	**9006450000**
Information						

Accessories

Information		
	Information and ordering data for wire end ferrules see chapter tools wire end ferrules	Information and ordering data for wire end ferrules see chapter tools wire end ferrules

Accessories

Weidmüller stocks a comprehensive range of wire end ferrules and insulated cable lugs for immediate supply.

Wire end ferrules

Wire end ferrules ensure the long-term quality of electrical connections. Another advantage is their usefulness during installation. The wide range of products embraces wire end ferrules with or without plastic collars and twin wire end ferrules in all the colours normally required by users.

Insulated cable lugs

Insulated cable lugs ensure the long-term quality of electrical connections. Most of the products in the range (apart from the butt connectors) have a conical inlet.
This guarantees optimum entry of the conductor as the strands are automatically centred.

Accessories

Tools

Tools for insulated cable lugs

Tool	Order No.	Type of contact 0,5 - 1,5	1,5 - 2,5	4,0 - 6,0
CTI 6	9006120000	●	●	
CTI 6 S	9006210000	●	●	
HTI 15	9014400000	●	●	●
Station		red	blue	yellow

Crimping tools for ferrules

	PZ 1.5	stripax® plus 2.5	PZ 3	PZ 4	PZ 6 roto	PZ 6 HEX	PZ 6/5	PZ 16	PZ 50
	Order No.								
	9005990000	9020000000	0567300000	9012500000	9014350000	9013650000	9011460000	9012600000	9006450000
AEH mm²									
H 0.25	●				●	●	●		
H 0.34	●				●	●	●		
H 0.5	●	●[1]	●	●	●	●	●		
H 0.75	●	●[1]	●	●	●	●	●		
H 1.0	●	●[1]	●	●	●	●	●		
H 1.5	●	●[1]	●	●	●	●	●		
H 2.5		●[1]	●	●	●	●	●		
H 4.0			●	●	●	●	●		
H 6.0			●		●	●	●	●	
H 10.0								●	
H 16.0								●	
H 25.0									●
H 35.0									●
H 50.0									●

●[1] = ferrules in strip form only

Twin wire end ferrules are to be crimped according to the following table

Tool	Order No.	Ferrules H 0,5	H 0,75	H 1,0	H 1,5	H 2,5	H 4,0	H 6,0	H 10,0	H 16,0
PZ 1.5	9005990000	●	●							
PZ 3	0567300000	●	●	●	●	●				
PZ 4	9012500000	●	●	●	●	●				
PZ6 roto	9014350000	●	●	●	●	●	●			
PZ 6/5	9011460000		●	●	●	●	●			
Station		1,5 mm²	1,5 mm²	2,5 mm²	2,5 mm²	4 mm²	6 mm²			
PZZH16	9013600000							●	●	●

Accessories

Wire end ferrules with plastic collars

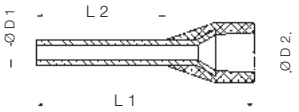

Weidmüller standard

		Nominal cross-section		Dimensions (mm)				Stripping length				Strip pack	Ferrules in strip form	Ferrules on reels
		(mm^2)	AWG	L 1	L 2	D 1	D 2	mm	Qty	Type	Colour	Order No.	Order No.	Order No.	Order No.
0.14		**0.14**	**26**	10	6	0.6	1.5	8	500	**H 0.14/10**	grey		**9005180000**		
		0.14	**26**	12	8	0.6	1.5	10	500	**H 0.14/12**	grey		**9028240000**		
0.25		**0.25**	**24**	10	6	0.8	1.8	8	500	**H 0.25/10**	light blue	**9025740000**	**9026050000**		
		0.25	**24**	12	8	0.8	1.8	10	500	**H 0.25/12**	light blue	**9025760000**	**9025780000**		
0.34		**0.34**	**22**	10	6	0.8	2	8	500	**H 0.34/10**	turquoise	**9025750000**	**9026030000**		
		0.34	**22**	12	8	0.8	2	10	500	**H 0.34/12**	turquoise	**9025770000**	**9025790000**		
		0.34	**22**	12	8	0.8	2	10	5000	**H 0.34/12**	turquoise				**9004390000**
0.5		**0.5**	**20**	10	6	1	2.6	8	500	**H 0.5/10**	orange		**9028260000**		
		0.5	**20**	12	6	1	2.6	8	500	**H 0.5/12**	orange	**0409500000**			
		0.5	**20**	14	8	1	2.6	10	500	**H 0.5/14**	orange	**0690700000**	**9026060000**	**9004270000**	
		0.5	**20**	14	8	1	2.6	10	5000	**H 0.5/14**	orange				**9005810000**
		0.5	**20**	16	10	1	2.6	12	500	**H 0.5/16**	orange	**9025870000**	**9028270000**		
0.75		**0.75**	**18**	12	6	1.2	2.8	8	500	**H 0.75/12**	white	**0409600000**	**9028280000**		
		0.75	**18**	14	8	1.2	2.8	10	500	**H 0.75/14**	white	**0462900000**	**9026070000**	**9004290000**	
		0.75	**18**	14	8	1.2	2.8	10	5000	**H 0.75/14**	white				**9005820000**
		0.75	**18**	16	10	1.2	2.8	12	500	**H 0.75/16**	white	**9025860000**	**9028290000**		
		0.75	**18**	18	12	1.2	2.8	14	500	**H 0.75/18**	white	**9025910000**	**9028300000**		
1		**1**	**17**	12	6	1.4	3	8	500	**H 1/12**	yellow	**0409700000**	**9028310000**		
		1	**17**	14	8	1.4	3	10	500	**H 1/14**	yellow	**0463000000**	**9026080000**	**9004320000**	
		1	**17**	14	8	1.4	3	11	5000	**H 1/14**	yellow				**9005830000**
		1	**17**	16	10	1.4	3	12	500	**H 1/16**	yellow	**9025950000**	**9028320000**		
		1	**17**	18	12	1.4	3	15	500	**H 1/18**	yellow	**9025930000**	**9028340000**		
1.5		**1.5**	**16**	14	8	1.7	3.5	10	500	**H 1.5/14**	red	**0463100000**	**9026090000**		
		1.5	**16**	14	8	1.7	3.2	10	5000	**H 1.5/14**	red				**9005840000**
		1.5	**16**	14	8	1.7	3.2	10	500	**H 1.5/14**	red			**9004340000**	
		1.5	**16**	16	10	1.7	3.5	12	500	**H 1.5/16**	red	**0635100000**	**9028350000**		
		1.5	**16**	18	12	1.7	3.5	15	500						
		1.5	**16**	24	18	1.7	3.5	20	500	**H 1.5/24**	red	**0565600000**			
2.5		**2.5**	**14**	14	8	2.2	4.2	10	500	**H 2.5/14 D**	blue	**9019160000**	**9026100000**		
		2.5	**14**	14	8	2.2	4	11	3000	**H 2.5/14 D**	blue				**9005850000**
		2.5	**14**	14	8	2.2	4	11	500	**H 2.5/14 D**	blue			**9004360000**	
		2.5	**14**	18	12	2.2	4.2	14	500	**H 2.5/18 D**	blue	**9019170000**			
		2.5	**14**	24	18	2.2	4.2	20	500	**H 2.5/24 D**	blue	**9019180000**			
4	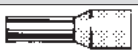	**4**	**12**	17	10	2.8	4.8	12	500	**H 4/17 D**	grey	**9019190000**	**9026010000***		
		4	**12**	20	12	2.8	4.8	14	500	**H 4/20 D**	grey	**9019200000**			
		4	**12**	26	18	2.8	4.8	20	500	**H 4/26 D**	grey	**9019210000**			
6	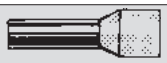	**6**	**10**	20	12	3.5	6.3	14	100	**H 6/20**	black	**0533500000**			
		6	**10**	26	18	3.5	6.3	20	100	**H 6/26**	black	**0565700000**			
10		**10**	**7**	22	12	4.5	7.6	15	100	**H 10/22**	ivory	**0534200000**			
		10	**7**	28	18	4.5	7.6	21	100	**H 10/28**	ivory	**0565800000**			
16		**16**	**6**	24	12	5.8	8.8	15	100	**H 16/24**	green	**0565900000**			
		16	**6**	28	18	5.8	8.8	21	100	**H 16/28**	green	**0566000000**			
25	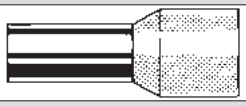	**25**	**3**	30	16	7.3	11.2	18	50	**H 25/30**	brown	**0317000000**			
		25	**3**	36	22	7.3	11.2	24	50	**H 25/36**	brown	**0317100000**			
35		**35**	**2**	30	16	8.3	12.7	19	50	**H 35/30**	beige	**0317200000**			
		35	**2**	30	18	8.3	12.7	21	50						
		35	**2**	39	25	8.3	12.7	28	50	**H 35/39**	beige	**0317300000**			
50 …		**50**	**1**	36	20	10.3	15	26	50	**H 50/36**	olive	**0444200000**			
		50	**1**	40	25	10.3	15	31	50						
		70	**2/0**	37	20	12.7	16	26	25	**H 70/40**	yellow	**9028200000**			
		95	**3/0**	44	25	14.7	18	31	25	**H 95/44**	red	**9028210000**			
		120	**4/0**	50	30	16.5	21	36	25	**H 120/50**	blue	**9028220000**			
		150	**300 MCM**	54	32	18.5	23.5	38	25	**H 150/54**	yellow	**9028230000**			

Standard 5x 100 ferrules
* Strip pack 5x 50 ferrules

Accessories

DIN

Type	Colour	Order No.	Strip pack Order No.	Ferrules in strip form Order No.	Ferrules on reels Order No.	Military designation acc. to VG 96933 and VG 96933 T 20...
H 0.5/12 D	white	**9019000000**				...A 001 A
H 0.5/14 D	white	**9019010000**	**9019400000**	**9004280000**		...A 002 A
H 0.5/14 D	white				**9005860000**	
H 0.5/16 D	white	**9019020000**				...A 003 A
H 0.75/12 D	grey	**9019030000**				...A 004 A
H 0.75/14 D	grey	**9019040000**	**9019410000**	**9004300000**		...A 005 A
H 0.75/14 D	grey				**9005870000**	
H 0.75/16 D	grey	**9019050000**				...A 006 A
H 0.75/18 D	grey	**9019060000**				...A 007 A
H 1/12 D	red	**9019070000**				...A 008 A
H 1/14 D	red	**9019080000**	**9019420000**	**9004330000**		...A 009 A
H 1/14 D	red				**9005880000**	
H 1/16 D	red	**9019100000**				...A 010 A
H 1/18 D	red	**9019110000**				...A 011 A
H 1.5/14 D	black	**9019120000**	**9019430000**			
H 1.5/14 D	black				**9005890000**	
H 1.5/14 D	black			**9004350000**		...A 012 A
H 1.5/16 D	black	**9019130000**				...A 013 A
H 1.5/18 D	black	**9019140000**				...A 014 A
H 1.5/24 D	black	**9019150000**	**9004140000**			...A 015 A
H 2.5/14 D	blue	**9019160000**	**9026100000***			...A 016 A
H 2.5/14 D	blue				**9005850000**	
H 2.5/14 D	blue			**9004360000**		
H 2.5/18 D	blue	**9019170000**				...A 017 A
H 2.5/24 D	blue	**9019180000**				...A 018 A
H 4/17 D	grey	**9019190000**	**9026010000***			...A 019 A
H 4/20 D	grey	**9019200000**				...A 020 A
H 4/26 D	grey	**9019210000**				...A 021 A
H 6/20 D	yellow	**9019220000**				...A 022 A
H 6/26 D	yellow	**9019230000**				...A 023 A
H 10/22 D	red	**9019240000**				...A 024 A
H 10/28 D	red	**9019250000**				...A 025 A
H 16/24 D	blue	**9019260000**				...A 026A
H 16/28 D	blue	**9019270000**				...A 027 A
H 25/30 D	yellow	**9019280000**				...A 028 A
H 25/36 D	yellow	**9019300000**				...A 030 A
H 35/30 D	red	**9019310000**				...A 031 A
H 35/30 D	red	**9019320000**				...A 032 A
H 35/39 D	red	**9019330000**				...A 033 A
H 50/36 D	blue	**9019340000**				...A 034 A
H 50/40 D	blue	**9019350000**				...A 035 A

Standard 5x 100 ferrules
* Strip pack 5x 50 ferrules

Others

Type	Colour	Order No.	Strip pack Order No.	Ferrules in strip form Order No.	Ferrules on reels Order No.
H 0.14/10 T	brown		**9028250000**		
H 0.25/10 T	yellow	**9021010000**	**9021210000**		
H 0.25/12 T	yellow	**9021020000**	**9021220000**		
H 0.5/12 D	white	**9019000000**			
H 0.5/14 D	white	**9019010000**	**9019400000**	**9004280000**	
H 0.5/14 D	white				**9005860000**
H 0.5/16 D	white	**9019020000**			
H 0.75/12 T	light blue	**9021030000**			
H 0.75/14 T	light blue	**9021040000**	**9021230000**	**9004310000**	
H 0.75/14 T	light blue				**9005900000**
H 0.75/16 T	light blue	**9021050000**			
H 0.75/18 T	light blue	**9021060000**			
H 1/12 D	red	**9019070000**			
H 1/14 D	red	**9019080000**	**9019420000**	**9004330000**	
H 1/14 D	red				**9005880000**
H 1/16 D	red	**9019100000**			
H 1/18 D	red	**9019110000**			
H 1.5/14 D	black	**9019120000**	**9019430000**		
H 1.5/14 D	black				**9005890000**
H 1.5/14 D	black			**9004350000**	
H 1.5/16 D	black	**9019130000**			
H 1.5/18 D	black	**9019140000**			
H 1.5/24 D	black	**9019150000**	**9004140000**		
H 2.5/14 T	grey	**9021070000**	**9021240000**		
H 2.5/14 T	grey				**9005910000**
H 2.5/14 T	grey			**9004370000**	
H 2.5/18 T	grey	**9021080000**			
H 2.5/24 T	grey	**9021090000**			
H 4/17 T	orange	**9021100000**	**9021250000***		
H 4/20 T	orange	**9021110000**			
H 4/26 T	orange	**9021120000**			
H 6/20 T	green	**9021130000**			
H 6/26 T	green	**9021140000**			
H 10/22 T	brown	**9021150000**			
H 10/28 T	brown	**9021160000**			
H 16/24 T	white	**9021170000**			
H 16/28 T	white	**9021180000**			
H 25/30 T	black	**9021190000**			
H 25/36 T	black	**9021200000**			

Standard 5x 100 ferrules
* Strip pack 5x 50 ferrules

Accessories

Twin wire end ferrules with plastic collar

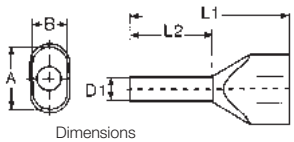

Weidmüller standard

		Nominal cross-section		Dimensions (mm)				Stripping length		Weidmüller standard			
		(mm²)	AWG	L 1	L 2	D 1	A/B	mm	Qty	Type	Colour	Order No.	Strip pack Order No.
0.5		**0.5**	**20**	15	8	1.4	5/3	11	500	**H 0.5/15**	orange	**9037200000**	**9004440000***
		0.5	**20**	16	10	1.4	5/3	13	500	**H 0.5/16.5**	orange	**9037210000**	
		0.5	**20**	19	12	1.4	5/3	15	500	**H 0.5/18.5**	orange	**9037220000**	
0.75		**0.75**	**18**	15	8	1.7	5.5/3	11	500	**H 0.75/15**	white	**9037230000**	**9018510000*****
		0.75	**18**	17	10	1.7	5.5/3	13	500	**H 0.75/17**	white	**9037240000**	**9004900000***
		0.75	**18**	24	18	1.7	5.5/3	21	500	**H 0.75/24.5**	white	**9037250000**	
1		**1.0**	**17**	16	8	2.2	6.5/3.6	12	500	**H 1/15S**	yellow	**9018690000**	**9018650000***
		1.0	**17**	15	8	2.0	5.8/3.2	12	500	**H 1/15**	yellow	**9037260000**	**9018530000***
		1.0	**17**	19	12	2.0	5.8/3.2	16	500	**H 1/20**	yellow	**9037270000**	**9004910000***
		1.0	**17**	25	18	2.0	5.8/3.2	22	500	**H 1/25.6**	yellow	**9037280000**	
1.5		**1.5**	**16**	16	8	2.2	6.5/3.6	11	500	**H 1.5/16**	red	**9037290000**	**9004410000***
		1.5	**16**	20	12	2.2	6.5/3.6	15	500	**H 1.5/20**	red	**9037300000**	**9004920000***
		1.5	**16**	26	18	2.2	6.5/3.6	21	100	**H 1.5/25.6**	red	**9037310000**	
2.5		**2.5**	**14**	19	10	2.8	8/4.5	13	500	**H 2.5/18.5D**	blue	**9037500000**	
		2.5	**14**	19	10	2.8	8/4.5	13	250	**H 2.5/18.5D**	blue		**9004430000****
		2.5	**14**	21	12	2.8	8/4.5	15	500	**H 2.5/20.5D**	blue	**9037510000**	
		2.5	**14**	21	12	2.8	8/4.5	15	250	**H 2.5/20.5D**	blue		**9004740000****
		2.5	**14**	27	18	2.8	8/4.5	21	500	**H 2.5/26.5D**	blue	**9037520000**	
4		**4.0**	**12**	22	12	3.5	9/5.2	15	100	**H 4/22D**	grey	**9037530000**	**9004730000*****
		4.0	**12**	28	18	3.5	9/5.2	21	100	**H 4/28D**	grey	**9037540000**	
6		**6.0**	**10**	25	12	4.5	11.4/6.2	20	100	**H 6/25**	black	**9037320000**	**9004930000*****
		6.0	**10**	29	18	4.5	11.4/6.2	24	100	**H 6/29**	black	**9037330000**	
10		**10.0**	**7**	24	12	5.8	13.4/7.6	17	100	**H 10/26**	ivory	**9037340000**	**9004940000*****
		10.0	**7**	30	18	5.8	13.4/7.6	23	100	**H 10/30**	ivory	**9037350000**	
		10.0	**7**	24	12	6.5	13.4/7.6	17	100	**H 10/24 S**	ivory	**9018860000**	
		10.0	**7**	30	18	6.5	13.4/7.6	23	100	**H 10/30 S**	ivory	**9018870000**	
16		**16.0**	**6**	29	16	8.3	17.2/9.5	20	50	**H 16/29**	green	**9037360000**	
		16.0	**6**	38	25	8.3	17.2/9.5	29	50	**H 16/38**	green	**9037370000**	

* 5 x 100 ** 5 x 50 *** 5 x 20

Wire end ferrules for short-circuit-proof and earthing-proof conductors

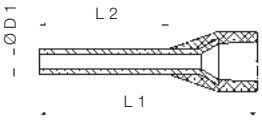

		Nominal cross-section		Dimensions (mm)				Stripping length					Strip pack
		(mm²)	AWG	L 1	L 2	D 1	D 2	mm	Qty	Type	Colour		Order No.
1,5		**1.5**	**16**	17.5	8	1.8	6.8	13	100	**H 1.5/17.5XS**	black		**9006590000**
		1.5	**16**	19.5	10	1.8	6.8	15	100	**H 1.5/19.5XS**	black		**9006630000**
2,5	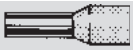	**2.5**	**14**	17.5	8	2.3	7.6	14	100	**H 2.5/17.5XS**	blue		**9006670000**
		2.5	**14**	21.5	12	2.3	7.6	17	100	**H 2.5/21.5XS**	blue		**9006710000**
4		**4**	**12**	19.5	10	2.9	7.8	14	100	**H 4/19.5XS**	grey		**9006750000**
6		**6**	**10**	23	12	3.6	8.1	17	100	**H 6/23XS**	yellow		**9006790000**
10		**10**	**7**	24	12	4.6	9.6	17	100	**H 10/24.5XS**	red		**9006830000**
16		**16**	**6**	25.5	12	6	11.9	26	100	**H 16/25.5XS**	blue		**9006870000**

Accessories

DIN

Type	Colour	Order No.	Strip pack Order No.
H 0.5/15D	white	**9037380000**	**9004780000***
H 0.5/16.5D	white	**9037390000**	
H 0.5/18.4D	white	**9037400000**	
H 0.75/15D	grey	**9037410000**	**9018520000***
H 0.75/17D	grey	**9037420000**	**9004770000***
H 0.75/24.5D	grey	**9037430000**	
H 1/15D	red	**9037440000**	**9018540000***
H 1/20D	red	**9037450000**	**9004760000***
H 1/25.6D	red	**9037460000**	
H 1.5/16D	black	**9037470000**	**9004420000***
H 1.5/20D	black	**9037480000**	**9004750000***
H 1.5/25.6D	black	**9037490000**	
H 2.5/18.5D	blue	**9037500000**	
H 2.5/18.5D	blue		**9004430000****
H 2.5/20.5D	blue	**9037510000**	
H 2.5/20.5D	blue		**9004740000****
H 2.5/26.5D	blue	**9037520000**	
H 4/22D	grey	**9037530000**	**9004730000*****
H 4/28D	grey	**9037540000**	
H 6/25D	yellow	**9037550000**	**9004720000*****
H 6/29D	yellow	**9037560000**	
H 10/26D	red	**9037570000**	**9004710000*****
H 10/30D	red	**9037580000**	
H 10/24 DS	red	**9018880000**	
H 10/30 DS	red	**9018890000**	
H 16/29D	blue	**9037590000**	
H 16/38D	blue	**9037600000**	

Others

Type	Colour	Order No.	Strip pack Order No.
H 0.5/15	orange	**9037200000**	
H 0.5/16.5	orange	**9037210000**	
H 0.5/18.5	orange	**9037220000**	
H 0.75/15T	light blue	**9037610000**	**9018570000***
H 0.75/17T	light blue	**9037620000**	**9005140000***
H 0.75/24.5T	light blue	**9037630000**	
H 1/15D	red	**9037440000**	**9018540000***
H 1/20D	red	**9037450000**	**9004760000***
H 1/25.6D	red	**9037460000**	
H 1.5/16D	black	**9037470000**	**9004420000***
H 1.5/20D	black	**9037480000**	**9004750000***
H 1.5/25.6D	black	**9037490000**	
H 2.5/18.5T	grey	**9037640000**	
H 2.5/18.5T	grey		**9018580000****
H 2.5/20.5T	grey	**9037650000**	
H 2.5/20.5T	grey		**9005150000****
H 2.5/26.5T	grey	**9037660000**	
H 4/22T	orange	**9037670000**	**9018590000*****
H 4/28T	orange	**9037680000**	
H 6/25T	green	**9037690000**	**9005160000*****
H 6/29T	green	**9037700000**	
H 10/26T	brown	**9037710000**	**9005170000*****
H 10/30T	brown	**9037720000**	
H 16/29T	white	**9037730000**	
H 16/38T	white	**9037740000**	

* 5 x 100 ** 5 x 50 *** 5 x 20

J

Wire end ferrules with plastic collars Special sizes

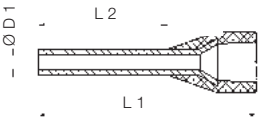

		Nominal cross-section (mm²)	AWG	Dimensions (mm) L 1	L 2	D 1	D 2	Stripping length mm	Qty	Type	Colour	Order No.	Strip pack Order No.
0.5		**0.5**	**20**	14	8	1	2.9	10	500	**H 0.5/14 S**	orange	**9004560000**	
		0.5	**20**	14	8	1	2.9	10	500	**H 0.5/14 DS**	white	**9004590000**	
0.75		**0.75**	**18**	14	8	1.2	3.4	10	500	**H 0.75/14 S**	white	**9025960000**	**9025700000***
		0.75	**18**	14	8	1.2	3.4	10	500	**H 0.75/14 TS**	light blue	**9018550000**	
1		**1**	**17**	14	8	1.4	3.5	10	500	**H 1/14 S**	yellow	**9025970000**	**9025710000***
		1	**17**	14	8	1.4	3.5	10	500	**H 1/14 DS**	red	**9018560000**	
1.5		**1.5**	**16**	12	6	1.7	3.5	8	500	**H 1.5/12 S**	red	**9025690000**	
		1.5	**16**	14	8	1.7	3.9	10	500	**H 1.5/14 S**	red	**9025980000**	**9025720000***
		1.5	**16**	14	8	1.7	3.9	10	500	**H 1.5/14 DS**	black	**9025240000**	**9028360000***
2.5		**2.5**	**14**	12	6	2.2	4.2	8	500	**H 2.5/12 DS**	blue	**9028490000**	
		2.5	**14**	14	8	2.2	4	10	500	**H 2.5/14 DS**	blue	**1333100000**	
		2.5	**14**	16	10	2.2	4.2	13	500	**H 2.5/16 DS**	blue	**9036220000**	
		2.5	**12**	12	6	2.2	4.2	8	500	**H 2.5/12 TS**	grey	**9036200000**	
		2.5	**14**	14	8	2.2	4.2	10	500	**H 2.5/14 TS**	grey	**9426770000**	
		2.5	**14**	16	10	2.2	4.2	13	500	**H 2.5/16 TS**	grey	**9036210000**	
4.0		**4.0**	**12**	14	8	2.8	4.8	10	500	**H 4.0/14 DS**	grey	**9028520000**	
		4.0	**12**	15	8	2.8	4.8	12	500	**H 4.0/15 TS**	orange	**9036230000**	

*5 x 100 ferrules

Screwdrivers

Rechargeable torque screwdriver

DMS 3

DMS 3 rechargeable torque screwdriver

- One-hand operation under all working conditions
- Switchable forward and reverse
- Two speeds: 200 and 400 rpm
- Precise torque settings from approx. 0.2 ... 3 Nm in 6 steps
- Consistent performance during battery discharge
- Grip swings easily from rod to pistol form
- Takes 1/4" bits held by ball-bearing clamping mechanism (form E6.3)
- Safety lock prevents inadvertent switch-on
- Easy changeover from battery drive to manual operation up to 15 Nm

DMS 3 Set

- inclusive bits for slotted screw
  Dimension of the blade:
  0,5 x 3,0; 0,6 x 3,5; 0,8 x 4,0; 1,0 x 5,5
  (Length: 70 mm)

Technical data

Screwdriver	
Motor	2.4 V DC
Idling speed	200/400 rpm
Max. torque	3.0 Nm
Chuck	1/4" C6.3 DIN 3126
Length	239 mm
Weight	400 g
Battery	
Type	2 Ni-Cd batteries each 1.2 V
Weight	122 g
Charger	
Input	230 V AC, 50 Hz, 50 mA
Output	2.9 V AC, 1.4 A, 4.1 VA
Charging time	1 hour
Weight	700 g

Ordering data

Type	Qty	Order No.
DMS 3 Screwdriver incl. battery	1	**9007440000**

Type	Qty	Order No.
DMS 3 set 1 (screwdriver incl. battery, 1 charger, bits, plastic carrying case)		**9007470000**
DMS 3 set 2 (as set1 with 1 additional battery)	1	**9007480000**

*) see figure

Accessories

Type	Qty	Order No.
Spare battery	1	**9007450000**
Charger	1	**9007460000**

Screwdrivers

Overview

Weidmüller screwdrivers come in four different grip sizes, and are the result of a consistent grip concept which takes into account both the human hand and the different requirements when working

- Perfect handling with all grip sizes
- Maximum torques
- Optimum transmission of axial force
- Complete range including all commercial dimensions

SoftFinish-grip

With the SoftFinish zone for use in dry conditions and for general applications, Weidmüller offers a complete range of screwdrivers that enables far higher torques and at the same time substantially more comfort due to the soft material of the grip.

Product benefits:

- Made of special soft material which is kind to the skin, the SoftFinish zone enables maximum torques
- Perfect ergonomic grip design for comfortable screw driving and optimum handling
- Version with solid steel tip can be used for chiselling
- You can choose from long-life extremely stressable blades in standard sizes
- ChromTop blade tip offers maximum corrosion protection and greatest possible dimensional accuracy of the blade geometry in the screw head over many years

SoftFinish electric

VDE-insulated screwdriver according to DIN EN 60900, IEC 900 for work on live equipment

Product benefits:

- The protective insulation directly injected onto the screwdriver blade ensures electrical safety, even in critical applications
- Safe for working at up to 1500 volts DC and 1000 volts AC
- Each screwdriver is individually tested in a water bath at 10,000 volts according to DIN EN 60900
- Perfect ergonomic grip design for comfortable screw driving and optimum handling
- Made of special soft material which is kind to the skin, the SoftFinish zone prevents slipping in critical situations and at the same time enables maximum torques

Screwdrivers

Combined cutting and screw driving tool

that does not damage the edge; for cutting of copper cables with a diameter of up to 1.5 mm^2 solid and 2.5 mm^2 flexible.

swifty®

swifty®

- Cable cutting tool to mount on non-insulated screw drivers with a blade diameter of 3.5 mm
- Minimum manual force required
- Automatic opening of the cutter
- Ergonomically designed grip

swifty®set

- Efficient operation:
- Only one tool for cable-processing in IDC-technology
- Suitable for screw and tension clamps
- Readily available pocket size
- For right-handed and left-handed use
- One-hand operation

swifty®set

Technical data

Maximum cutting performance		
Copper cable:		
Solid cable (conductor cross-section)	mm^2	1.5
Flexible cable (conductor cross-section)	mm^2	2.5
Tool data		
Length/width/height	mm	35 / 18 / 40
Weight	g	20

Ordering data

Type	Qty	Order No.
swifty® (without screwdriver)	1	**9006020000**

Type	Qty	Order No.
swifty®set (with screwdriver)	1	**9006060000**
Screwdriver (SD 0.6x3.5x100)	1	**9008330000**

Screwdrivers

VDE insulated Screwdriver

VDE-insulated screwdriver sets, for working on live parts up to 1000 V AC and 1500 V DC. DIN EN 60900, IEC 900. safety tested GS, checked individually. Blade made from high-alloy chromium-vanadium-molybdenum steel, through-hardened, browned

SDI S

VDE-insulated slot-head screwdriver, SDI DIN 7437, ISO 2380/2, output acc. to DIN 5264, ISO 2380/1, SoftFinish-grip

Typ	Größe / SW	A	B	C	Best.-Nr.
SDI 0,4x2,5x75		0.4	2.5	80	**9008370000**
SDI 0,5x3,0x100		0.5	3	100	**9008380000**
SDI 0,6x3,5x100		0.6	3.5	100	**9008390000**
SDI 0,8x4,0x100		0.8	4	100	**9008400000**
SDI 1,0x4,5x125		1	4.5	125	**9008910000**
SDI 1,0x5,5x125		1	5.5	125	**9008410000**
SDI 1,2x6,5x150		1.2	6.5	150	**9008420000**
SDI 1,6x8,0x175		1.6	8	200	**9008430000**
SDI-SATZ3/3,5/4					**9008440000**

SDIK PH

VDE-insulated crosshead screwdriver type Phillips, SDIK PH DIN 7438, ISO 8764/2-PH, output acc. to DIN 5260-PH, ISO 8764/1-PH, SoftFinish-grip

SDIK PH0	0			60	**9008560000**
SDIK PH3	3			150	**9008590000**
SDIK PH1	1			80	**9008570000**
SDIK PH2	2			100	**9008580000**
SDIK SATZ 1+2					**9008600000**

SDIK PZ

VDE-insulated crosshead screwdriver type Pozidriv SDIK PZ DIN 7438, ISO 8764/2-PZ, output acc. to DIN 5260-PZ, ISO 8764/1-PZ, SoftFinish-grip

SDIK PZubehör Nummer	1			80	**9008900000**
SDIK PZ2	2			100	**9008890000**

SDIT

VDE-insulated Torx®-screwdriver, SDIT SoftFinish-grip

SDIT 10	10			80	**9009640000**
SDIT 15	15			80	**9009650000**
SDIT 20	20			80	**9009660000**
SDIT 25	25			80	**9009670000**
SDIT 30	30			100	**9009680000**
SDIT 40	40			150	**9009690000**
SDIT 8	8			60	**9201940000**

SKI

VDE-insulated hexagon socket wrench, SKI SoftFinishh-grip

SKI 5,0x129	5			125	**9009000000**
SKI 5,5x128	5,5			125	**9008990000**
SKI 6,0x128	6			125	**9008980000**
SKI 7,0x127	7			125	**9008970000**
SKI 8,0x127	8			125	**9008960000**
SKI 9,0x126	9			125	**9008950000**
SKI 10,0x126	10			125	**9008940000**
SKI 11,0x125	11			125	**9008930000**
SKI 13,0x125	13			125	**9008920000**

Hinweis

Screwdrivers

VDE insulated Screwdriver

VDE-insulated screwdriver sets Weidmüller SoftFinish electric for working on live parts up to 1000 V AC and 1500 V DC. DIN EN 60900, IEC 900. safety tested GS, individually Checked

SDIS 2,5-5,5/PH/1/2

6-part set: VDE-insulated slot-head and cross-head PH Screwdriver set

Type	Size / SW	A	B	C	Order No.
SDI 0,4x2,5x75		0.4	2.5	80	
SDI 0,5x3,0x100		0.5	3	100	
SDI 0,8x4,0x100		0.8	4	100	
SDI 1,0x5,5x125		1	5.5	125	
SDI PH 1				80	
SDI PH 2				100	
SDIS 2,5-5,5/PH1/2					**9009730000**

SDI T8-30

6 part set: VDE-insulated TORX® screwdriver set

SDIT 8				60	
SDIT 10				80	
SDIT 15				80	
SDIT 20				80	
SDIT 25				80	
				100	
SDIS T8-30					**9201950000**

Hinweis

Screwdrivers

Uninsulated screwdriver

Weidmüller SoftFinish screwdriver for general uses, blade made from high-alloy chromium-vanadium-molybdenum steel, through-hardened, matt chrome finish.

SD S

Slot-head screwdriver with circular blade SD DIN 5265, ISO 2380/2, ouput acc. to DIN 5264, ISO 2380/1, point chromium top, SoftFinish-grip

Typ	Größe / SW	A	B	C	Best.-Nr.
SD 0,4x2,0x60		0.4	2	60	**9037160000**
SD 0,4x2,5x75		0.4	2.5	75	**9009030000**
SD 0,5x3,0x80		0.5	3	80	**9008320000**
SD 0,6x3,5x100		0.6	3.5	100	**9008330000**
SD 0,6x3,5x200		0.6	3.5	200	**9010110000**
SD 0,8x4,0x100		0.8	4	100	**9008340000**
SD 0,8x4,5x125		0.8	4.5	125	**9009020000**
SD 1,0x5,5x150		1	5.5	125	**9008350000**
SD 1,2x6,5x150		1.2	6.5	150	**9009010000**

SDK PH

Crosshead screwdriver Type Phillips, SDK PH DIN 5262, ISO 8764/2-PH, ouput acc. to DIN 5260-PH, ISO 8764/1-PH, point chromium top, SoftFinish-grip

SDK PH0	0			60	**9008470000**
SDK PH1	1			80	**9008480000**
SDK PH2	2			100	**9008490000**
SDK PH3	3			150	**9008500000**

SDK PZ

Crosshead screwdriver Type Pozidriv, SDK PZ DIN 5262, ISO 8764/2-PZ, ouput acc. to DIN 5260-PZ, ISO 8764/1-PZ, point chromium top, SoftFinish-grip

SDK PZ0	0			60	**9008520000**
SDK PZubehör Nummer	1			80	**9008530000**
SDK PZ2	2			100	**9008540000**
SDK PZ3	3			150	**9008550000**

SDTR

Torx® TR-screw driver with drill hole in the blade point (Tamper Resistant), SD TR for screwing of Torx® and Torx®-TR safety screws (centre pin in profile), point chromium top, SoftFinish-grip

SDTR 8	8			60	**9009190000**
SDTR 10	10			80	**9009180000**
SDTR 15	15			80	**9009170000**
SDTR 20	20			100	**9009160000**
SDTR 25	25			100	**9009150000**
SDTR 30	30			115	**9009140000**

SK

Hexagon socket wrench SK DIN 3125, ouput acc. to DIN 3125, SoftFinish-grip

SK 5,0x125	5			125	**9009130000**
SK 5,5x125	5,5			125	**9009120000**
SK 6,0x125	6			125	**9009110000**
SK 7,0x125	7			125	**9009100000**
SK 8,0x125	8			125	**9009090000**
SK 9,0x125	9			125	**9009080000**
SK 10,0x125	10			125	**9009070000**
SK 11,0x125	11			125	**9009060000**
SK 12,0x125	12			125	**9009050000**
SK 13,0x125	13			125	**9009040000**

Hinweis

Screwdrivers

Uninsulated screwdriver

Set of interchangeable blades made from high-alloy chromium-vanadium-molybdenum steel, through-hardened, high-quality galvanised finish.

System 11+1 S-PH-PZ-SK

12-part set of interchangeable blades for slot-head, cross-head PH/PZ and hexagon screws, SoftFinish-grip

Typ	Größe / SW	A	B	C	Best.-Nr.
SD		0.5	3	140	
SD		0.8	4	140	
SD		1	5	140	
SD		1.2	6	140	
PH 1	1			140	
PH 2	2			140	
PZ 1	1			140	
PZ 2	2			140	
SK	3		3	140	
SK	4		4	140	
SK	5		5	140	
System 11+1					**9009750000**

System 11+1 TW-TS-TR

12-part set of interchangable blades for screwing of Torx®, Torq® and Tri-Wing®safety screws.

TR	10			140	
TR	15			140	
TR	20			140	
TR	25			140	
TR	30			140	
TS	6			140	
TS	8			140	
TW	1			140	
TW	2			140	
TW	3			140	
TW	4			140	
System 11+1 Secur.					**9009760000**

Set S 2.5/3.0/4.0/5.5/PH 1/2

12-part set of interchangeable blades for slot-head, cross-head PH screwdriver set with circular blades

SD 0,4x2,5x75		0.4	2.5	75	
SD 0,5x3,0x80		0.5	3	80	
SD 0,8x4,0x100		0.8	4	100	
SD 1,5x5,5x125		1	5.5	125	
SD PH 1	1			80	
SD PH 2	2			100	
SDS 2,5-5,5/PH1/2					**9009740000**

Set TR 10/15/20/25/30/40

6-part set: Torx® screw driver with drill hole in the blade point

SD TR 30	8			60	
SD TR 10	10			80	
SD TR 15	15			80	
SD TR 20	20			100	
SD TR 25	25			100	
SD TR 30	30			150	
SDS TR8-30					**9009720000**

SD STK

Flat blade screwdriver with solid steel cap SD STK DIN 5265, ISO 2380/2, ouput acc. to DIN 5264, ISO 2380/1, can also be used as a chisel due to steel cap SoftFinish-grip

SD STK 10x175		1.6	10	175	**9009710000**
SD STK 8x150		1.2	8	150	**9009700000**

Hinweis

Screwdrivers

Wrench set Weidmüller

Allen key in PocketStar
Allen key made from high-alloy chromium-vanadium- steel, acc. to DIN ISO 2936 L (DIN 911), surface high-quality refined.

SK WSD S

9-part offset screwdriver set in Prostar, with MagicRing: holds standard screws in any position thanks to spring steel ring (beginning with size 3), with spherical head: for angled screwing up to 25°.

Typ	Größe / SW	A	B	C	Best.-Nr.
	1.5				
	10				
	2				
	2,5				
	3				
	4				
	5				
	6				
	8				
SK WSD-S 1,5-10,0					**9008850000**

SK S

7-part allen key set

	2				
	2,5				
	3				
	4				
	5				
	6				
	8				
SK-S 2,0-8,0					**9008860000**

SK S

7-part allen key set with MagicRing and spherical head: holds standard screws in any position thanks to spring steel ring (beginning with size 3), with spherical head: for angeled screwing up to 25°.

	2				
	2,5				
	3				
	4				
	5				
	6				
	8				
SK-S 2,0-8,0 MR					**9008870000**

TR S

8-part Torx® TR-screw driver set
with drill hole in the blade point (Tamper Resistant), for screwing of Torx® and Torx®-TR safety screws (centre pin in profile)

	10				
	15				
	20				
	25				
	27				
	30				
	40				
	9				
TR-S 9-40					**9008880000**

Hinweis

DMS manual / DMSI manual

Torque screwdrivers with insulation up to 1000V (VDE)

- **DMSI manual**

The “DMSI manual” with integral window scale combined with a Weidmüller 1000V insulated (VDE) interchangeable blade ensures controlled tightening of screws plus reliability in electrical applications.

Every 1000V insulated handle (VDE) and blade (VDE) is tested and provides the necessary safety up to 1000 V AC/1500 V DC.



Torque screwdrivers

- **DMS manual**

This is a versatile tool suitable for a variety of jobs, with integral scale for easy reading of the torque value plus a Weidmüller interchangeable blade.

Scale

Each model is available with two torque ranges:

- 0.5 to 1.7 Nm
- 2.0 to 8.0 Nm
- setting tool included

Setting tool

Advantages

- Compact and especially lightweight design
- Torque set with special tool (included) to ensure the right setting
- Ergonomic handle size to match the torque range
- Every tool checked and given an ID no., 100% quality control with verification and product reference
- Audible, unmistakable click upon reaching the torque, no unnecessary effort
- Interchangeable blade made from high-quality wear-resistant tool steel
- All tools comply with the accuracy stipulations of: EN ISO 6798, BS EN 26789, ASME B107.14M
- Operating accuracy: ±6% of set scale value

Screwdrivers

Screwdriver

Torque-screwdriver Weidmüller SoftFinish

DMS manual

Torque-screwdriver
EN ISO 6798, BS EN 26789, ASME B107.14M

Type	Size / SW	A	B	C	Order No.
DMS manuell 2,0-8,0	2.0 - 8.0 Nm				**9918380000**
DMS manuell 0,5-1,7	0.5 - 1.7 Nm				**9918370000**

WK K PZ

Interchangeable blades for torque-screwdriver
output according to DIN 5260-PZ, ISO 8764/1-PZ

WK K PZ 0	max. 0.9 Nm			175	**9918600000**
WK K PZ 1	max. 3.8 Nm			175	**9918610000**
WK K PZ 2	max. 5.5 Nm			175	**9918620000**

WK K PH

Interchangeable blades for torque-screwdriver
output according to DIN 5260-PH, ISO 8764/1-PH

WK K PH 0	max. 0.9 Nm			175	**9918570000**
WK K PH 1	max. 3.8 Nm			175	**9918580000**
WK K PH 2	max. 5.5 Nm			175	**9918590000**

WK K S

Interchangeable blades for torque-screwdriver
output according to DIN 5264, ISO 2380/1

WK S 0,4 x 2,5	max. 0.6 Nm	0.4	2.5	175	**9918520000**
WK S 0,5 x 3,0	max. 0.6 Nm	0.5	3	175	**9918530000**
WK S 0,6 x 3,5	max. 1.1 Nm	0.6	3.5	175	**9918540000**
WK S 0,8 x 4,0	max. 2.5 Nm	0.8	4	175	**9918550000**
WK S 1,0 x 5,5	max. 3.8 Nm	1	5.5	175	**9918560000**

Hinweis	
	Adjusting tool is included in the scope of supply of the DMS manual

Screwdriver

Screwdriver

VDE insulated torque screwdriver Weidmüller SoftFinish electric for work on live parts up to 1000 Vac and 1500 Vdc.
DIN EN 60900, IEC 900, GS symbol, every one tested.

DMSI manual

VDE-insulated torque-screwdriver
EN ISO 6798, BS EN 26789, ASME B107.14M

Type	Size / SW	A	B	C	Order No.
DMSI manuell 0,5-1,7	0.5 - 1.7 Nm				**9918390000**
DMSI manuell 2,0-8,0	2.0 - 8.0 Nm				**9918400000**

WK SI

VDE-insulated interchangeable blades for VDE-insulated torque-screwdriver
output according to DIN 5264, ISO 2380/1

WK SI 0,4 x 2,5	max. 0.6 Nm	0.4	2.5	175	**9918410000**
WK SI 0,5 x 3,0	max. 0.6 Nm	0.5	3	175	**9918420000**
WK SI 0,6 x 3,5	max. 1.1 Nm	0.6	3.5	175	**9918430000**
WK SI 0,8 x 4,0	max. 2.5 Nm	0.8	4	175	**9918440000**
WK SI 1,0 x 5,5	max. 3.8 Nm	1	5.5	175	**9918450000**

WK IK PH

VDE-insulated interchangeable blades for VDE-insulated torque-screwdriver
output according to DIN 5260-PH, ISO 8764/1-PH

WK IK PH 0	max. 0.9 Nm			175	**9918460000**
WK IK PH 1	max. 3.8 Nm			175	**9918470000**
WK IK PH 2	max. 5.5 Nm			175	**9918480000**

WK IK PZ

VDE-insulated interchangeable blades for VDE-insulated torque-screwdriver
output according to DIN 5260-PZ, ISO 8764/1-PZ

WK IK PZ 0	max. 0.9 Nm			175	**9918490000**
WK IK PZ 1	max. 3.8 Nm			175	**9918500000**
WK IK PZ 2	max. 5.5 Nm			175	**9918510000**

Hinweis

DMSI scope of delivery contains adjustment tool

Special screwdriving tools

IS4, IS6, IS8

Offset screwdriver

Offset screwdriver, with spigot
- Surface nickel-plated
- Made from hardened chromium-vanadium steel
- According to DIN 6911
- Designed for screws according to DIN 6912

Technical data

Order data

Type	Order No.
IS 4	**0485100000**
IS 6	**0407900000**
IS 8	**0235000000**

IS 2 KG, IS 3 KG, IS 4 KG

Allen key

Hexagon screwdriver with cross-grip out of high-quality plastics
- Surface nickel-plated
- Made from hardened chromium-vanadium steel
- According to DIN 6911
- Suitable for screws according to DIN 6912

Technical data

Order data

Type	Order No.
IS 2 KG	**1806630000**
IS 3 KG	**1806650000**
IS 4 KG	**1806660000**

BIT E6.3Z, SDIZ

for fixing sockets

Bits and screwdrivers with shouldered blades for fixing sockets to the Weidmüller range of modular terminals.
- No damage to walls around contacts
- Made from hardened chrome-vanadium steel
- Suitable for all Weidmüller sockets
- Bit holders available for E6.3
- DIN 3126 for bits and DIN EN 60900, IEC 900 for screwdrivers

Technical data

Ordering data

Holder	Blade	Order No.
BIT E6.3Z	0.8x4.0x39	**9025590000**
BIT E6.3Z	0.6x3.5x39	**9025570000**
SDIZ	0.8x4.0	**9008460000**
SDIZ	0.3x3.5	**9008450000**

Section K – Marking Systems

This section has been removed from the catalog due to changes in technical information. Please refer to our web site – www.weidmuller.com for current literature on Marking Systems.

We apologize for any inconvenience.

Weidmüller

Technical dictionary

General data

Certificates	
	W.2 - W.3
Electrical data	
Rating the clearance and creepage distances	W.4 - W.6
Current load curve	W.7
General technical data	
General information about CE marking	W.8
EMV directives	W.8 - W.9
Protection types	W.10
Converting AWG conductors to mm^2	W.11
Gauge pin	W.11
Materials	
Insulation materials	W.12 - W.13
Metals	W.14
Current loading curves	W.15
Connection types	
	W.16 - W.17
ATEX	
	W.18 - W.19

Specific data

Terminals	
Regulations / definitions	W.20
Assembling terminal strips	W.21
Connecting terminals	W.22
Use of aluminium conductors	W.23
Definition of the various types	W.24 - W.25
Ex terminals ATEX	W.26 - W.29

CISQ is a member of
IQNet
CERTIFICATO N. 9105.WEID
CERTIFICATE N.
WEIDMULLER SRL
VIA A. EINSTEIN 4 - 20092 CINISELLO BALSAMO (MI)
VIA EINSTEIN, 4 - 20092 CINISELLO BALSAMO (MI)
ISO 9001:2000
EA: 19
1 giugno 1994
20 dicembre 2002
SINCERT

CERTIFIKAT
Nr 12335
Weidmüller AB
Stockholm (Bandhagen), Malmö, Göteborg och Sundsvall.
Försäljning av komponenter för förbindning- och anslutningsteknik, elektronik samt apparater avsedda för industri-, process- och transportautomation. Kundspecifikt montage av ovanstående.
SS-EN ISO 9002:1994
Kista, 4 juli 2000
SEMKO-DEKRA Certification AB
SEMKO-DEKRA


Deutsche Akkre
Deutschen
Akkre
Die Deutsche Akkreditierungsstelle
Prüflaboratorium
Weidmüller
Ohmst
D-32758
die Kompetenz nach DIN EN ISO/IEC 17025
Relais, Reihenklemmen,
Sicherheit elektronischer Betrieb
Elektromagnetischer Verträ
18.12.2007
DAT-P-008/91-13
12.12.2002

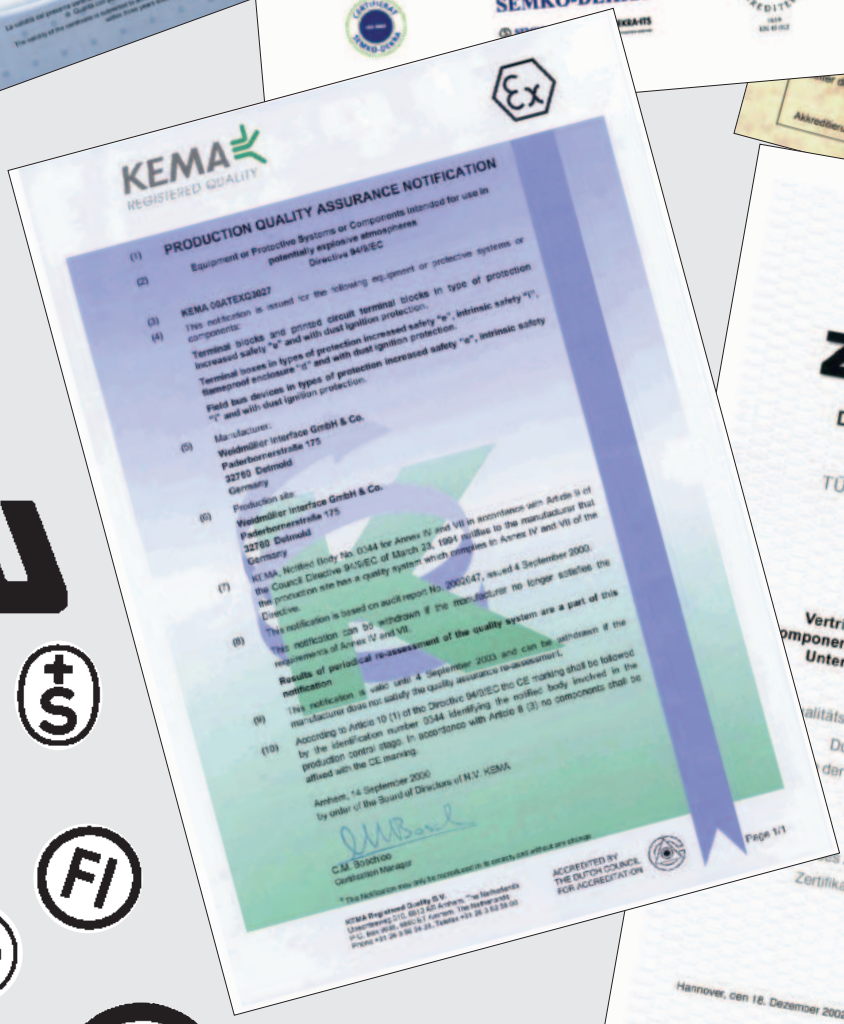
KEMA
REGISTERED QUALITY
PRODUCTION QUALITY ASSURANCE NOTIFICATION
Equipment or Protective Systems or Components intended for use in potentially explosive atmospheres
Directive 94/9/EC
KEMA 00ATEX3027
Terminal blocks and printed circuit terminal blocks in type of protection increased safety "e" and with dust ignition protection.
Terminal boxes in types of protection increased safety "e", intrinsic safety "i", flameproof enclosure "d" and with dust ignition protection.
Field bus devices in types of protection increased safety "e", intrinsic safety "i" and with dust ignition protection.
Weidmüller Interface GmbH & Co.
Paderbornerstraße 175
32760 Detmold
Germany
Results of periodical re-assessment of the quality system are a part of this notification
Amhem, 14 September 2000
by order of the Board of Directors of N.V. KEMA
C.M. Boschloo
Certification Manager
Page 1/1

TÜV CERT
ZERTIFIK
Die TÜV CERT-Zertifizierungss
TÜV NORD CERT GmbH & C
bescheinigt gemäß
TÜV CERT-Verfahren, dass das Unter
Weidmüller GmbH & Co.
D - 33102 Paderborn
für den Geltungsbereich
Vertrieb und Marketing von elektromechanis
omponenten sowie Hardware - Bausteinen einsc
Unterstützung bei der Schaffung von Lösung
in der Automatisierungstechnik
alitätsmanagementsystem eingeführt hat und an
Durch ein Audit, Bericht-Nr. 8000 300 255
der Nachweis erbracht, dass die Forderungen d
DIN EN ISO 9001 : 2000
erfüllt sind.
Zertifikat ist gültig bis Oktober 2005
Zertifikat-Registrier-Nr. 08 / 100 / 9535 / 6
Hannover, den 18. Dezember 2002
TÜV NORD CERT

GERMANISCHER LLOYD
1867

c UL us

PCT

LLOYD'S REGISTER OF SHIPPING
FOUNDED 1760

CESI

REGISTRO ITALIANO NAVALE
1861

GL

SA

Weidmüller quality and environmental management for the benefit of our customers

Product certificates create trust

Certification documents verify the quality of our products. They are issued following suitable tests by independent institutes and are the prerequisite for use in certain markets or fields of application.

The accredited test laboratory has its expertise endorsed

The reliability of technical data is of great importance for the user. In confirming the accredited status, officially approved authorities have certified the organisation in accordance with EN 45 001 as well as its expertise in defined assessment of terminals, plug-in connectors, relays and electronic equipment.

Certification as documentation of managed quality

Quality management in the Weidmüller companies is based on ISO 9000 ff. The corresponding certificates from acknowledged, accredited authorities also simplify your supplier appraisal procedures.

Verification of Weidmüller's quality also includes contracts with independent institutions covering the regular monitoring of production facilities, quality management and the laboratory.

Excellent environmental management testifies to our total commitment.

Electrical data

Rating the clearance and creepage distances of electrical equipment

General information

Since April 1997, clearance and creepage distances have been rated according to the regulations of DIN VDE 0110-1, “Insulation coordination for equipment in low voltage systems”.

DIN VDE 0110-1 contains the modified version of the IEC report 664-1 (see IEC 664-1/10.92).

The latest catalogue gives the rating data obtained for each product in compliance with the provisions of this standard, where applicable.

For the rating of clearance and creepage distances, application of the regulations for insulation coordination produces the following interrelationships:

Clearance distances

Clearance distances are rated in accordance with the following factors:

- Anticipated overvoltage
  Rated impulse voltage
- Used
  Overvoltage protection precaution
- Measures to prevent soiling
  Degree of Pollution Serverity

Diagram showing clearance distance

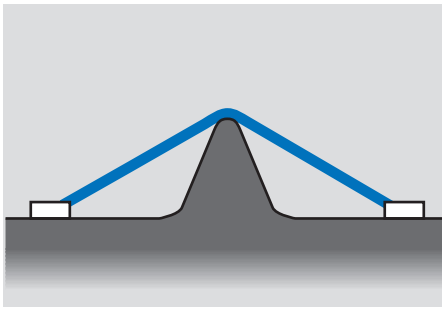

Creepage distance

Creepage distances are rated in accordance with the following factors:

- Intended
  Rated voltage
- Used insulation materials
  Insulation materials group
- Measures to prevent soiling
  Degree of soiling

Diagram showing creepage distance

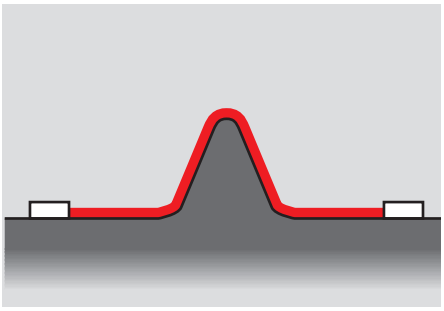

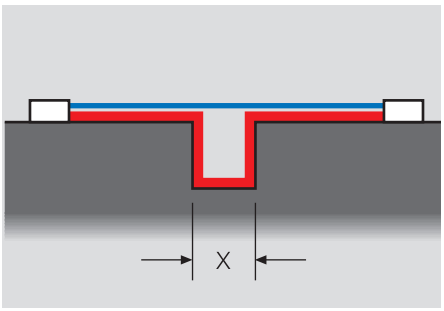

Grooves are taken into account when measuring creepage distances if their minimum width X is rated according to the following table:

Degree of soiling	Minimum width X in mm
1	0.25
2	1.0
3	1.5
4	2.5

If the corresponding clearance distance is less than 3 mm, the smallest groove width may be reduced to 1/3 of this clearance distance.

Electrical data

Rating the clearance and creepage distances of electrical equipment

Influential factors

Rated impulse voltage

The rated impulse voltage is derived from:

- **Voltage conductor – earth**
  (the rated voltage of the network, taking into account all networks)
- **Overvoltage category**

Table 1: Rated impulse voltage for electrical equipment

Rated voltage of the power supply system *) in V		Rated impulse voltage in kV for			
Three-phase systems	One-phase systems with mid-point	Electrical equipment at the power supply of the installation **(Overvoltage category IV)**	Electrical equipment as part of the permanent installation **(Overvoltage category III)**	Electrical equipment for connection to the perman. installation **(Overvoltage category II)**	Specially protected electrical equipment **(Overvoltage category I)**
	120 to 240	4.00	2.50	1.50	0.80
230/400 277/480		6.00	4.00	2.50	1.50
400/690		8.00	6.00	4.00	2.50
1000		Values for project planning in each individual case. If no values are available, the values in the preceding line apply.			

*) acc. to IEC 38

Stipulating the overvoltage categories

according to national standard DIN VDE 0110-1 (for electrical equipment fed directly from the low voltage network)

Overvoltage category I

- Devices for connection to the permanent electrical installation of a building. Outside the device, measures have been taken either in the permanent installation, or between the permanent installation and the device, to limit the transient overvoltage to the relevant value.

Overvoltage category II

- Devices for connection to the permanent electrical installation of a building,

  e.g. domestic appliances, portable tools.

Overvoltage category III

- Devices which are an integral part of the permanent installation, and other devices expected to have a higher degree of availability.

  e.g. distribution boards, circuit breakers, distribution devices (including cables, busbars, distribution boxes, switches, sockets) in the permanent installation and devices for industrial use, and other devices such as stationary motors with continuous connection to the permanent installation.

Overvoltage category VI

- Devices for use at or near the power supply in the electrical installation of buildings, between the principal distribution and the mains,

  e.g. electricity meters, overcurrent protection switches and centralised controllers.

Degrees of Pollution Serverity

Degree of Pollution Serverity 1

- No or only dry non-conductive soiling. Soiling has no influence.

Degree of Pollution Serverity 2

- Only non-conductive soiling. Temporary conductivity must be expected occasionally as a result of condensation.

Degree of Pollution Serverity 3

- Conductive soiling occurs, or dry non-conductive soiling which becomes conductive because of condensation.

Degree of Pollution Serverity 4

- Soiling results in constant conductivity, e.g. caused by conductive dust, rain or snow.

Unless explicitly stated otherwise, the dimensioning of clearance and creepage distances, and hence the thus-derived rating data for electromechanical products (terminals, terminal strips, PCB connection terminals and plug-in connectors) is based on degree of soiling 3 and overvoltage category III, taking account of all network types.

Electrical data

Rating the clearance and creepage distances of electrical equipment

Influence factors

Rated voltage

The rated voltage is derived from the rated voltage of the power supply and the corresponding network type.

Table 3a:
Single phase 3 or 2 conductor a.c. or d.c. networks

Rated voltage of the power supply system (network)*)	Voltages for table 4	
	for insulation conductor–conductor [1]	for insulation conductor – earth [1]
	all systems	3-conductor systems, with mid-point earthing
V	V	V
12.5	12.5	–
24 / 25 30	25 32	– –
42 / 48 / 50**) 60	50 63	– –
30-60	63	32
100**)	100	–
110 / 120 150**)	125 160	– –
220	250	–
110-220 120-240	250	125
300**)	320	–
220-440	500	250
600**)	630	–
480-960	1000	500
1000**)	1000	–

Table 3b:
Three-phase 4 or 3 conductor a.c. networks

Rated voltage of the power supply system (network) *)	Voltages for table 4		
	for insulation conductor – conductor	for insulation conductor – earth	
	all systems	three-phase 4-conductor systems with earthed neutral [2]	three-phase 3-conductor systems; unearthed [1] or earthed conductor
V	V	V	V
60	63	32	63
110/120/127	125	80	125
150**)	160	–	160
208	200	125	200
220/230/240	250	160	250
300**)	320	–	320
380/400/415	400	250	400
440	500	250	500
480/500	500	320	500
575	630	400	630
600**)	630	–	630
660/690	630	400	630
720/830	800	500	800
960	1000	630	1000
1000**)	1000	–	1000

1) Conductor-earth insulation levels for unearthed or impedance earthed systems are the same as those for conductor-conductor insulation because, in practice, the operating voltage of every conductor to earth can match the conductor-conductor voltage. This is because the actual voltage to earth is defined by the insulation resistance and by the capacitive blind resistance of every conductor to earth. This means that a low (but tolerated) insulation resistance of a conductor can effectively earth it and raise the other two to the value of the conductor-conductor voltage against earth.

2) For electrical equipment intended both for use in three-phase 4-conductor and in three-phase 3-conductor systems, both earthed and unearthed, only the values for the 3-conductor systems should be used.

*) It is presumed that the value of the rated voltage of the electrical equipment is not below the value of the rated voltage of the power supply system.

**) Following jointly undertaken alterations, the meaning of the **) marking has not been adopted in Table 1. Its definition: the /- dash refers to a three-phase 4-conductor system. The lower value is the voltage 'external to neutral conductor', the higher value is the voltage 'external to external conductor'. If only one value is stated, it refers to three-phase 3-conductor systems and refers to the voltage 'external to external conductor'.

Tables 3a and 3b still refer to the values in Table 1 by using the **) marking.

Insulation material group

The insulation materials are divided into four groups depending on the comparative figures for creepage distance (CTI: comparative tracking index):

Insulation material group	
I	600 ≤ CTI
II	400 ≤ CTI < 600
III a	175 ≤ CTI < 400
III b	100 ≤ CTI < 175

The comparative tracking index is required to have been determined using special samples produced for this purpose with test solution A in compliance with IEC 60112 (DIN IEC 60112/DIN VDE 0303-1).

Electrical data

Current load curve (derating curve)

Basic curve

Upper temperature limit of the component

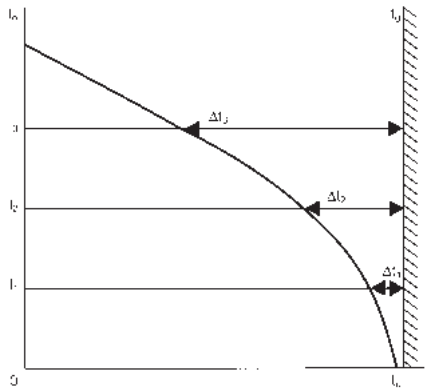

tg = upper temperature limit of component
tu = ambient temperature of component
In = load current

Current loading curve

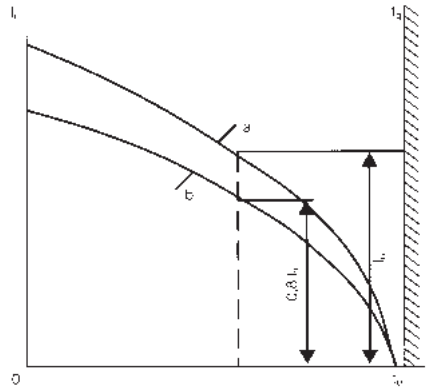

tg = upper temperature limit of component
tu = ambient temperature of component
In = load current
a = basic curve
b = reduced basic curve (current loading curve)

The **derating curve** shows which currents can flow continuously and simultaneously across all possible connections when the component is exposed to various ambient temperatures below its upper temperature limit.

The **upper temperature limit** of a component is a rating value which depends on the used materials. The sum of ambient temperature and overtemperature produced by the current load (power loss at the forward resistance) must not exceed the upper temperature limit of the component, so as not to damage or destroy it. The current loading ability is therefore not a constant value but falls with increasing component ambient temperature. In addition, the power loading ability is influenced by component geometry, number of pins and connected conductor.

The current loading ability is empirically determined acc. to DIN IEC 60152-3.

For this purpose, the corresponding component temperatures t_{b1}, t_{b2} and the ambient temperatures t_{u1}, t_{u2} are measured for three different loading currents I_1, I_2 …

The values are entered in a linear system of coordinates (as shown in Fig. 1) to illustrate the relationships between the loading currents, the component ambient temperature and the component overtemperature.

The Y-axis is used for the **loading currents** and the X-axis for the **ambient temperatures**. A perpendicular on the X-axis at the component's upper temperature limit t_g completes the coordinate system

For every current I_1, I_2, .. the corresponding mean values for component overtemperatures $\Delta_{t1} = t_{b1} - t_{U1}$, $\Delta_{t2} = t_{b2} - t_{U2}$, are entered starting from the perpendicular and working to the left.
The points found in this way are connected to form a parabolic curve.

In view of the fact that it is effectively not possible to select components with maximum permissible forward resistances for measurement purposes, the basic curve has to be reduced. A reduction of the loading currents to 80 % results in the **“power loading curve”**. Here allowance has to be made for the maximum tolerable forward resistances and inaccuracies incurred in measuring the temperatures, so that these curves are adequate for practical use as indicated by experience. If, within the low ambient temperature range, the current loading curve exceeds the current permissible as based on the current loading ability of the conductor cross-sections requiring connection, then the current loading curve is limited to the smaller current for this temperature range.

General technical data

General information about CE marking

The CE mark on various products and their packaging is neither a quality feature nor an indication of quality or safety.
The CE mark is a control sign that was created and brought into effect for open trading within the European market.
It does not refer to the address of the end consumer. The CE mark only confirms that a manufacturer has complied with all of the directives of the European Union (EU) that are applicable to this product. Therefore the CE mark is proof of directive conformity and is directed towards the responsible control authorities.
The CE mark can be said to be the passport for products that are to be traded within Europe.

Weidmüller considers all relevant EU directives to the best of its knowledge. The currently applicable directives are as follows:

73/23/EEC

Electrical equipment for use within specific voltage ranges (Low voltage directive)

89/336/EEC

Electromagnetic compatiblity (EMC directive)

98/392/EEC

Safety of machines (Machinery directive)

The standards mentioned in the directives have been an element of Weidmüller's standard development for a considerable time. This provides the guarantee of conformity to the European directives. Our testing laboratory, accredited according to EN 45001, performs the standard conform testing. The testing reports are recognised within Europe within the framework of the accreditation process.

73/23 EEC
Low-Voltage Directive (LVG)

Electrical equipment in the sense of this directive are all electrical equipments that are used with a nominal voltage between 50 and 1000 Vac and between 75 and 1500 Vdc.

If an electrical product has the CE mark, it must fulfil the requirements of the EMC directive and if necessary the low-voltage directive (above 50 Vac and above 75 Vdc).

EMC directives

According to the low-voltage directive, a conformity evaluation process must be performed on the product whereby conformity to the directive is assumed where a reference to the harmonised European standards or to the other technical specifications, e.g. IEC standards or national standards, is made.

With the decree of the Directive of the council dated 3rd. May 1989 for the alignment of the legal requirements of the member states concerning **e**lectro**m**agnetic **c**ompatibility (89/336/EEC), the European Union (EU) has declared **EMC** as a protection objective.

The protection objectives are defined in article 4 of the EMC directive dated 19th. November 1992, and state the following:

- the generation of electromagnetic interference must be so reduced so that the intended operation of radio, telecommunications and other devices is possible.
- the devices must have a suitable resistance to electromagnetic interference in order to ensure intended operation.

Devices are defined in the EMC directive as:

- all electrical and electronic equipment, installations and systems that contain electrical and electronic components

This applies to active/passive components and intelligent modules that are produced and stored by Weidmüller.

The adherence to this directive is assumed for the devices that conform with the harmonised European standards that, for example, are released in the gazette from the Federal Minister for Post and Telecommunications.

The devices are utilised in the following areas:

- industrial installations
- medical and scientific equipment and devices
- information technology devices

Weidmüller tests its electronic products according to the relevant standards in order to fulfil the agreed protection objectives.

Electronic Products from Weidmüller Regarding EMC Guidelines

Category 1

All passive components such as:

- terminals with status displays
- protection terminals with status displays
- passive interface elements with and without status displays
- overvoltage protection

These products cause no interference and they have a suitable immunity to interference. These products are not labelled with the CE mark concerning the EMC directive or the EMC guideline.

Category 2

These products are labelled with the CE mark after the conformity evaluation process has been performed which contains the reference to the harmonised European standards.

The following are harmonised standards:

EN 50081-1
Generic Emission Standard for residential, commercial and light industrial environments

EN 50082-1
Generic Immunity Standard for residential, commercial and light industrial environments companies

EN 50081-2
Generic Emission Standard for heavy industrial environments

EN 50082-2
Generic Immunity Standard for heavy industrial environments

EN 55011
Radio Interference for ISM Devices

EN 55022
Radio Interference for Information Technology Facilities

EN 61000-3-2
Harmonics

EN 61000-3-3
Voltage Fluctuations

EN 6100 0-4-x
approx. 10 partial tests for interference immunity; partly not ratified.

General technical data

EMC directives

Usage of Tests

Generic standards are always used when device-specific product standards do not exist. The generic standards of EN 50081-2 and EN 50082-2 are used as the basis for Weidmüller products.

Remark:
The relevance of EN 50082-1 for certain products must be checked as well as how far EN 50081-1 or 50082-1 was considered during testing.
The environment phenomenon and test interference levels are specified in the generic immunity standard. Additionally, Weidmüller considers the evaluation criteria A, B and C.
Text extract from the Generic Standard EN 50082-2:

Criterion A

The equipment shall continue to operate as intended. No degradation of performance or loss of function is allowed below a minimum performance level as specified by the manufacturer, when the equipment is used as intended.

In certain cases, the nominal performance level can be replaced by an permissible loss of performance.

If the minimal performance level or permissible loss of performance is not specified by the manufacturer, both of these specifications can be extracted from the description of the product, the relevant documentation and from what the operator expects from the equipment during its intended operation.

Criterion B

The equipment shall continue to operate as intended after the test. No degradation of performance or loss of function is allowed below a minimum performance level as specified by the manufacturer, when the equipment is used as intended.

In certain cases, the minimal performance level can be replaced by an permissible loss of performance. During testing degradation of the performance level is permitted however changes to the specified operation mode or data loss are not permitted.

If the minimal performance level or permissible loss of performance is not specified by the manufacturer, both of these specifications can be extracted from the description of the product, the relevant documentation and from what the operator expects from the equipment during its intended operation.

Criterion C

A temporary loss of function is permitted, provided the loss of function is self recoverable or can be restored by the operation of the controls.

Criterion B is most frequently specified in the generic standards and is used by Weidmüller.

An example of an analogue coupler EMA:

During testing, the analogue coupler can convert values that are outside the permissible tolerances.
After testing however, the values must be within the available tolerances.

General Installation Instructions

In agreement with the performance level and the criteria A and B, the products are allowed and can be affected externally during the occurrence of a fault.

It should be attempted, as far as possible, to prevent this with an optimal installation.

Measures:

- installation of the products in an enclosed metal box (control cabinet, metal housing)
- protect the voltage supply with an overvoltage protection device. (For mains supply of 230/400 Vac with a PU type and for 24 Vdc with an EGU or LPU.)
- only use shielded cables for analogue data signals
- follow ESD measures during installation, maintenance and operation
- distance between electronic modules and interference sources (e.g. invertors) and power lines should be at least 200 mm.
- maintenance of ambient temperature and relative humidity
- long cables are to be protected by overvoltage protection devices.

For safety reasons, the operation of walkie-talkies and mobile telephones should only be performed outside a radius of 2 m.

General technical data

Protection rating according to EN 60 529 / DIN 0470

The protection ratings are indicated by a code consisting of the two invariable letters IP and two digits representing the degree of protection.

Example: **I P 6 5**

- 2nd digit: protection from water
- 1st digit: protection from solid bodies

Number	Degrees of protection from solid foreign bodies (1st digit)
0	Not protected
1	Protected from solid foreign bodies 50 mm in diameter and above. Protection to prevent dangerous parts being touched with the back of the hand.
2	Protected from solid foreign bodies 12.5 mm in diameter and above. Protection to prevent dangerous parts being touched with the fingers (finger-safe).
3	Protected from solid bodies 2.5 mm in diameter and above. Protection to prevent dangerous parts being touched with a tool.
4	Protected from solid bodies 1 mm in diameter and larger. Protection to prevent dangerous parts being touched with a piece of wire.
5	Dust protected. Penetration of dust is not completely prevented, but dust must not penetrate in quantities that would impair satisfactory working of the device or safety.
6	Dust-proof, no penetration by dust.

Number	Degrees of protection from water (2nd digit)
0	Not protected
1	Vertically falling drops must not have any harmful effect.
2	Vertically falling drops must not have any harmful effect if the housing is inclined at an angle of up to 15° to the vertical on both sides.
3	Water sprayed at an angle of up to 60° to the vertical on both sides must not have a harmful effect.
4	Water splashing against the housing from any direction must not have a harmful effect.
5	Water sprayed against the housing from any direction must not have a harmful effect.
6	Water aimed in a strong jet against the housing from any direction must not have a harmful effect.
7	Water must not penetrate in any quantity which causes harmful effects if the housing is temporarily submerged in water under standard pressure and time conditions.
8	Water must not penetrate in any quantity which causes harmful effects if the housing is permanently submerged in water under conditions which must be agreed between manufacturer and user. However, the conditions must be more adverse than under number 7.

General technical data

Converting AWG conductors to mm²

AWG is the abbreviation for "**A**merican **W**ire **G**auge". This gives no indication of the actual conductor cross-sectional area.

The relationship between AWG and mm² is shown in the following table.

AWG	mm²
28	0.08
26	0.13
24	0.21
22	0.22
20	0.52
19	0.65
18	0.82
17	1.04
16	1.31
15	1.65
14	2.08
13	2.63
12	3.31
11	4.17
10	5.26
9	6.63
8	8.37
7	10.55
6	13.30
5	16.77
4	21.15
3	26.67
2	33.63
1	42.41
0	53.48

Gauge pin acc. to IEC 60947-1 section 8.2.4.5.2 table 7

Possibility of inserting unprepared round conductors with the largest stipulated cross-sectional area

Testing with stipulated gauge, inserted under own weight.

Conductor cross-sectional area		Pin					
		Form A			Form B		
		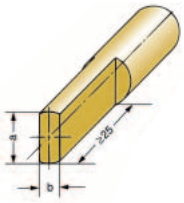			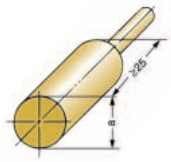		
Flexible conductor mm²	Rigid conductor (single- or multi-core) mm²	Designation	Diameter a mm	Width b mm	Designation	Diameter a mm	Tolerable deviations for a and b mm
1.5	1,5	A 1	2.4	1.5	B 1	1.9	
2.5	2,5	A 2	2.8	2.0	B 2	2.4	0 – 0.05
2.5	4	A 3	2.8	2.4	B 3	2.7	
4	6	A 4	3.6	3.1	B 4	3.5	
6	10	A 5	4.3	4.0	B 5	4.4	0 – 0.06
10	16	A 6	5.4	5.1	B 6	5.3	
16	25	A 7	7.1	6.3	B 7	6.9	
25	35	A 8	8.3	7.8	B 8	8.2	0 – 0.07
35	50	A 9	10.2	9.2	B 9	10.0	
50	70	A 10	12.3	11.0	B 10	12.0	
70	95	A 11	14.2	13.1	B 11	14.0	0 – 0.08
95	120	A 12	16.2	15.1	B 12	16.0	
120	150	A 13	18.2	17.0	B 13	18.0	

Materials

Insulation materials

In order to satisfy all the different requirements made of our products, we have to use various insulation materials tailor-made to each specific application.

All insulation materials used by Weidmüller are free from harmful substances. It is especially important that these materials contain no cadmium. In addition, they are free from heavy metal colour pigments, dioxin and furan-forming substances.

	Thermosetting plastics		
Plastic Abbreviation	**Germin KrG**	**Stamin KrS**	**Epoxy resin EP**
	Thermosetting plastics have outstanding dimensional stability, low water absorption, excellent creepage current resistance and outstanding fire resistance. Their continuous service temperature is higher than that of thermoplastics. Under high thermal load, thermosetting plastics have better dimensional strength than thermoplastics. Thermosetting plastics are, however, inferior to thermoplastics in terms of their flexibility.		
	Melamine resin pressing compound MF type 150 (DIN EN ISO 14 528) Organic filler	Melamine resin pressing compound MF type 156 (DIN EN ISO 14 528) Inorganic filler	Epoxy resin with inorganic filler
Colour			
	mid-yellow	anthracite	black
Description			
	high continuous service temperature high fire resistance high creepage current resistance inherent flammability protection	continuous service temperature higher (than Germin) high fire resistance high creepage current resistance inherent flammability protection	very good electrical properties very high continuous service temperature resistant to high-energy radiation halogen- and phosphorous-free; flame retardant
Properties			
Specific forward resistance acc. to IEC 93	10^{11}	10^{8}	10^{14}
Dielectric strength acc. to IEC 243-1	10	12.5	160
Creepage current resistance (A) to IEC112	≥ 600	≥ 600	≥ 600
Upper max. tol. limit temperature	130	140	160
Lower max. tol. limit temperature, static	– 60	– 60	– 60
Combustibility acc. to UL 94	V-0 (5 V-A)	V-0 (5 V-A)	V-0
Fire behaviour acc. to railways standard			

Materials

Thermoplastics

Wemid	Polyamide PA	Polyamide PG GF	Polybutylene terephthalate PBT	Polycarbonate PC
Wemid is a modified thermoplastic whose properties are especially tailored to make it suitable for use in our power connectors. Advantages over PA include enhanced fire protection and higher continuous service temperature. Wemid fulfils the strict requirements for use in railway vehicles according to NF F 16-101.	**Polyamide (PA)** is one of the most frequently used technical plastics. The advantages of this material includes its very good electrical and mechanical properties, flexibility and resistance to breakage. In addition, its chemical structure gives PA good fire resistance even without the use of flame retardants.	**Glass-fibre reinforced polyamide (PG GF)** offers excellent dimensional stability and very good mechanical properties. This makes it ideal for use as end bracket. Unlike PA, this material in unreinforced state comes under combustibility class HB in accordance with UL 94.	**Thermoplastic polyester (PBT)** offers excellent dimensional stability (which is why it is used for plug-in connectors) and high continuous service temperature. It has lower creepage current resistance than other insulation materials.	
special Weidmüller insulating material	insulating material	insulating material	with or without glass-fibre reinforcement, depending on use	with or without glass-fibre reinforcement, depending on use
dark beige	beige	dark beige	orange	grey
higher continuous service temperature enhanced fire resistance halogen- and phosphorous-free; flame retardant low smoke permitted for use in railways acc. to NF F 16-101	flexible, resistant to breakage good electrical and mechanical properties self-extinguishing properties	excellent dimensional stability very good mechanical properties	high dimensional stability good electrical and mechanical properties flame retardant, without dioxin and furan-forming substances	high dimensional stability high continuous service temperature high electrical insulating power halogen-free; flame retardant
10^{12}	10^{12}	10^{12}	10^{13}	10^{16}
25	30	30	28	≥ 30
600	600	500	200	≥ 175
120	100	120	115 / 130	115 / 125
– 50	– 50	– 50	– 50	– 50
V-0	V-2	HB	V-0	V-2 / V-0
I2 / F2 *)				I2 / F2

*) also qualified acc. to LUL E 1042

Materials

Metals

Weidmüller uses only tried and tested materials for the electrical components in its products.

All materials are subjected to rigorous quality monitoring under a quality management system certified to DIN EN ISO 9001.

Environmental compatibility plays a crucial role in the selection of materials.

All metals used by Weidmüller are selected, processed and surface-treated according to the very latest technical findings.

Steels

Steel parts whose function is to permanently maintain contact force are zinc electroplated, with an additional chromate layer added to provide additional passivation.

Surface protection complies with the very highest standards. Results from laboratory tests are incorporated in producing the surface finish.

Zinc still offers corrosion protection over a longer period of time even if the zinc coating is partially damaged by scratches or pores.

Zinc acquires a negative charge in relation to steel under the influence of an electrolytic fluid. The metal ions in the zinc migrate to the steel giving the base material lasting protection against corrosive attack.

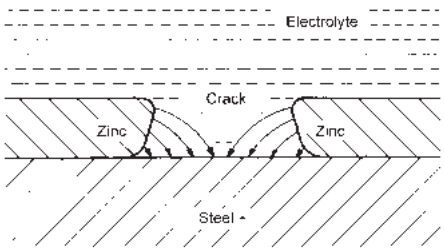

Conductive materials

The current-carrying materials copper, brass and bronze are characterised by both high conductivity and good mechanical properties.

The surfaces are usually finished with tin plating. This guarantees that the contact has outstanding “adaptive” properties with low transition resistance. The tin plating not only gives consistently good electrical properties but also affords excellent protection from corrosion.

Soldered connections are also provided with tin plating. To safeguard soldering ability over longer periods of time (storage periods), brass parts are also given an additional nickel layer to serve as a diffusion barrier.

The nickel layer is highly effective in preventing zinc atoms from diffusing out of the brass.

Materials

Current loading curves

The maximum current which a terminal can carry depends on:

- the inherent temperature rise of the terminal
- the ambient temperature
- the cross-sectional area of the connected conductor

An upper service temperature has been defined for every Weidmüller terminal, and this must not be exceeded in continuous operation.

The continuous service temperature depends on the insulation material used in the terminal. According to EN 60 947-7-1, a terminal may not heat up by more than 45 K.

When the input current is at least equivalent to the rated current, the maximum ambient temperature to which a terminal may be subjected is equal to the continuous service temperature for the insulation material used, less the maximum tolerable temperature rise of the terminal acc. to EN 60 947-7-1.

Figs. 1–3 show examples of current heating curves (in this case for a rated current of 32 A) for three different insulating materials:

- Thermoplastic (polyamide 66)
- WEMID
- Duroplastic (MF 150 KrG)

Depending on the insulation material used, the rating current can be conducted up to an ambient temperature of 55 °C for PA 66, 75 °C for Weidmüller's insulation material WEMID, or up to 85 °C for duroplastic insulation materials (KrG).

Above these temperature limits, the current is to be reduced in accordance with the current expectancy curves.

Current loading curve
for upper continuous service temperature 100°C – polyamide 66

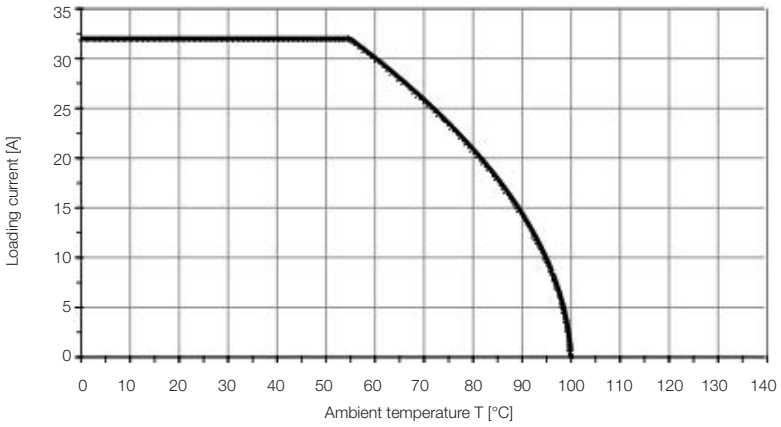

Current loading curve
for upper continuous service temperature 120°C – Wemid

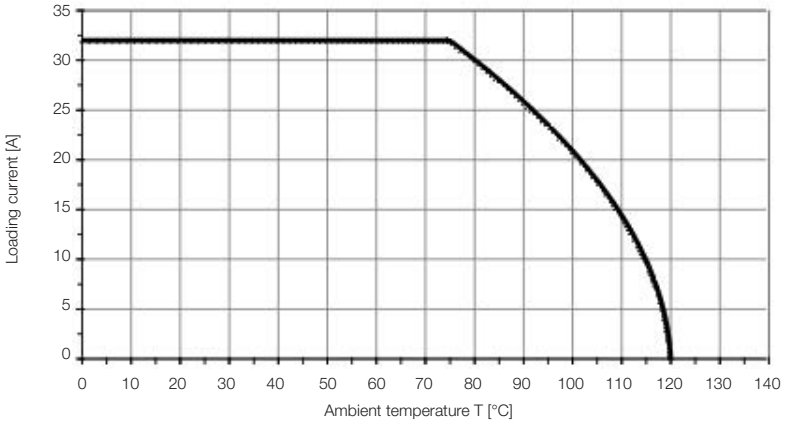

Current loading curve
for upper continuous service temperature 130°C – MF 150 KrG

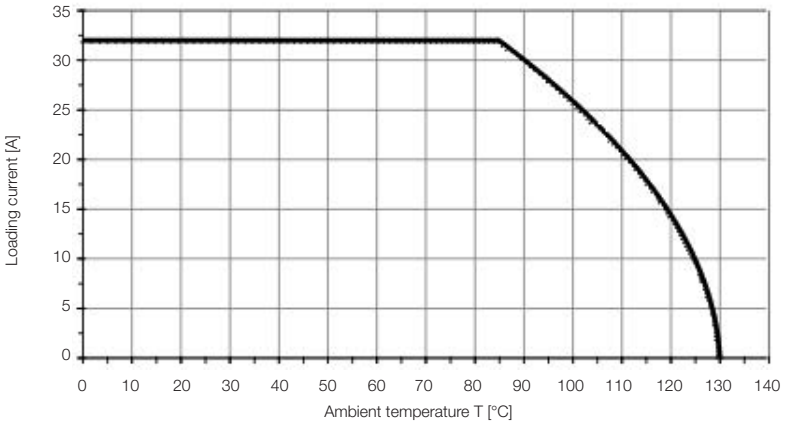

Connection types

Clamping yoke connection

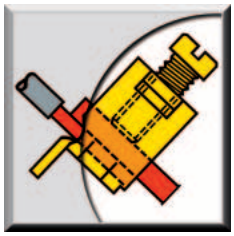

Weidmüller's tension clamp system optically combines the specific properties of steel and copper. The system has proven its worth billions of times over in various Weidmüller products. Both the tension clamp and the clamping screw consist of hardened steel. This clamping yoke unit generates the necessary contact force. Connection of the conductor involves the tension clamp pressing the conductor against the busbar, which is made of copper or high-quality brass. Weidmüller's tension clamp produces a gas-tight, vibration-resistant connection between the conductor and the busbar.

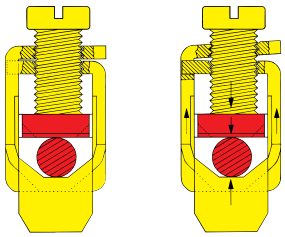

Vibration resistance

The force generated by turning the clamping screw means that the upper thread overlap springs back and exerts a counter-effect on the screw.

Weidmüller's tension clamp system is vibration-resistant.

Any settling of the connected conductor is counteracted by the elastic behaviour of Weidmüller's tension clamp. This means it is not necessary to "tighten" the clamping screw.

Pressure clamp connection



With its patented **pressure clamp connection**, Weidmüller has developed a screw connection system for conductors with large cross-sectional areas. The screw unit can be taken right out of the terminal, making it easier to insert larger conductors (which often otherwise proves difficult). The conductor is placed directly on the busbar, the screw unit replaced and the conductor clamped in position.

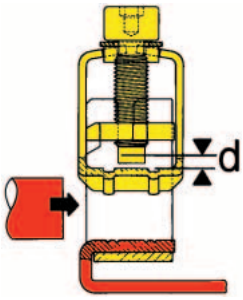

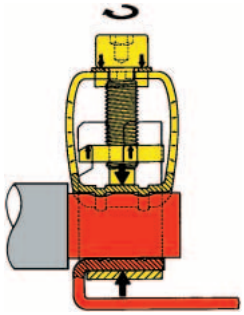

Vibration resistance

The difference in length "d" between the shank of the clamping screw and the resilient pressure clamp means that the pressure clamp undergoes elastic deformation when the screw is tightened. The high spring force of the pressure clamp gives rise to vibration resistance and at the same time counteracts the tendency for the connected conductor to settle. It is not, therefore, necessary to "tighten" the clamping screw.

TOP connection

Weidmüller's TOP connection system fulfils the requirement that conductor insertion and screw actuation take place in parallel. This brings wiring advantages in certain installation situations, for example with close lateral spacing in installation boxes. The TOP connection system combines the special properties of steel and copper. The hardened steel pressure clamp presses the conductor directly against the copper or brass busbar. The high contact force guarantees a gas-tight connection between conductor and busbar.

Vibration resistance

The force exerted by the steel pressure clamp when the screw is tightened pulls the two halves of the TOP connection thread apart, as in the tension clamp. This exerts a braking effect on the screw and guarantees outstanding vibration resistance.

Connection types

Tension clamp connection

Weidmüller's tension clamp system functions in similar fashion to the tried and tested clamping yoke. As with the latter, the tension clamp preserves the separation of mechanical and electrical functions. The tension clamp of high-quality rust- and acid-resistant steel pulls the conductor against the galvanised copper busbar. The surface-treated busbar has low contact resistance and is highly resistant to corrosion. These properties are preserved by the balancing effect of the tension clamp.

IDC technology

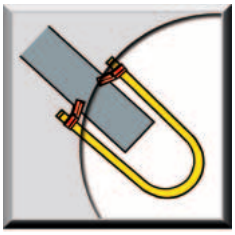

IDC (insulation displacement connection) technology is a means of connecting copper conductors which involves absolutely no preparation of the conductor – in other words, no stripping and no crimping.

When the conductor is connected, its insulation is penetrated and, at the same time, the electrical contact is produced between the conductor and the busbar.

As with the other types of connection, Weidmüller's IDC principle ensures separation of mechanical and electrical functions.

A stainless steel spring presses the busbar against the conductor, thus guaranteeing low contact resistance and a gas-tight, vibration-resistant connection.

Direct push in technology

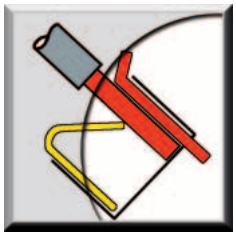

Direct push in technology involves the stripped solid conductor simply being pushed into the terminal as far as it will go – that's all there is to it. No tools are required, and a reliable, vibration-resistant and gas-tight connection is produced. Even flexible conductors with crimped wire end ferrules or ultrasonic welded conductors can be connected without any problems.

A stainless steel spring, held in a separate cage, guarantees that the conductor exerts a strong contact force on the busbar (copper- and tin coated). The conductor pull-out forces are even higher here than in the tension spring system.

In the steel cage, a spring and a conductor stopper guarantee optimum conditions for connection and guide the screwdriver for the purpose of releasing the conductor.

ATEX

ATEX 95 (formerly ATEX 100a)

The former directive for Ex protection issued by the European Council under 76/117 EEC became invalid with effect from 1 July 2003. Now only directive 94/9/EEC or ATEX 95 applies (ATEX: Atmosphère Explosive); this is one of the so-called “new approach” directives.
It applies in all countries of the European Union together with Iceland, Liechtenstein and Norway.
In these countries it refers to the sale and commissioning of products which have been specially developed for areas in which the presence of gases, vapours, fog or dust give rise to a potentially explosive atmosphere. It now also covers the mining industry and purely mechanical devices.

The ATEX directive has been in force since March 1996. It was valid on an optional basis through to 30 June 2003 (interim period) in parallel to the existing directives. As of this date, all new systems and devices for installation in explosion-risk areas must conform with the ATEX directive and be certified accordingly. The former categorisation into zones (zone 0, 1 or 2) and protection classes (e.g. “i”: inherent safety, “e” enhanced safety) still apply.

Protection class

Protection	Code	CENELEC EN	IEC	Device category explosion-protected
Gen. requirements	–	50014	60079-0	–
Oil encapsulation	o	50015	60079-6	2
Overpressure encapsulation	p	50016	60079-2	2
Sand encapsulation	q	50017	60079-5	2
Pressure-resistant encapsulation	d	50018	60079-1	2
Increased safety	e	50019	60079-7	2
Inherent safety	ia	50020	60079-11	1
Inherent safety	ib	50020	60079-11	2
Type n (EEx n)	n	50021	60079-15	3
Sealing encapsulation	m	50028	60079-18	2

Classification for explosion-risk areas

CENELEC classification IEC60079-10	Presence of a potentially explosive atmosphere	Device category	US Classification NEC 500	Flammable media
Zone 0	constant, long-term	1G	Class I, Div 1	Gases, vapours
Zone 20	or frequent	1D	Class II, Div 1	Dust
Zone 1	occasional	2G	Class I, Div 1	Gases, vapours
Zone 20		2D	Class II, Div 1	Dust
Zone 2	rare and	3G	Class I, Div 2	Gases, vapours
Zone 22	short-term	3D	Class II, Div 2	Dust

Explosion groups

Gas (e.g.)	CONELEC	NEC 500
Propane	IIA	D
Ethylene	IIB	C
Hydrogen	IIC	B
Acetylene	IIC	A
Methane (mining)	I	Mining (MSHA)

Temperature classes

Max. surface temperature (°C)	Temperature class CENELEC	Temperature class NEC 500-3
450	T1	T1
300	T2	T2
280	–	T2A
260	–	T2B
230	–	T2C
215	–	T2D
200	T3	T3
180	–	T3A
165	–	T3B
160	–	T3C
135	T4	T4
120	–	T4A
100	T5	T5
85	T6	T6

ATEX

ATEX 95 (formerly ATEX 100a)

Marking example
Terminal WDK 4 N V

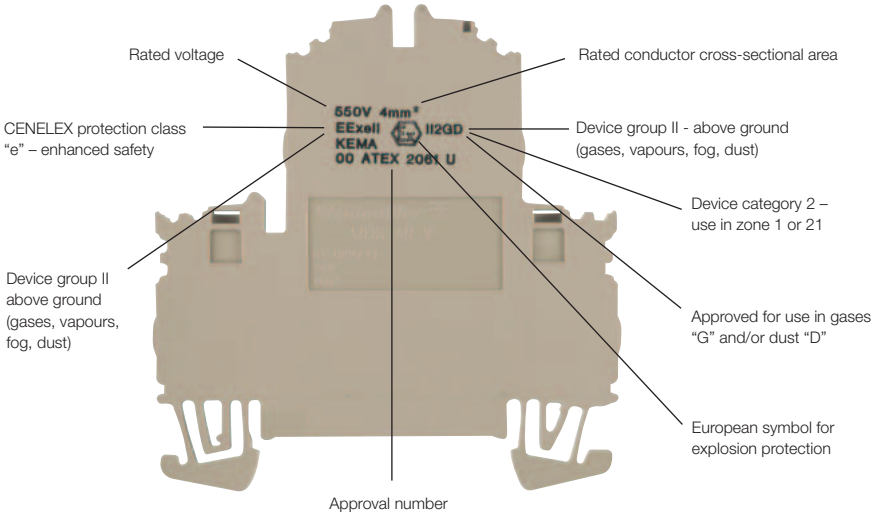

Example of marking
Assembled enclosure
for enhanced safety

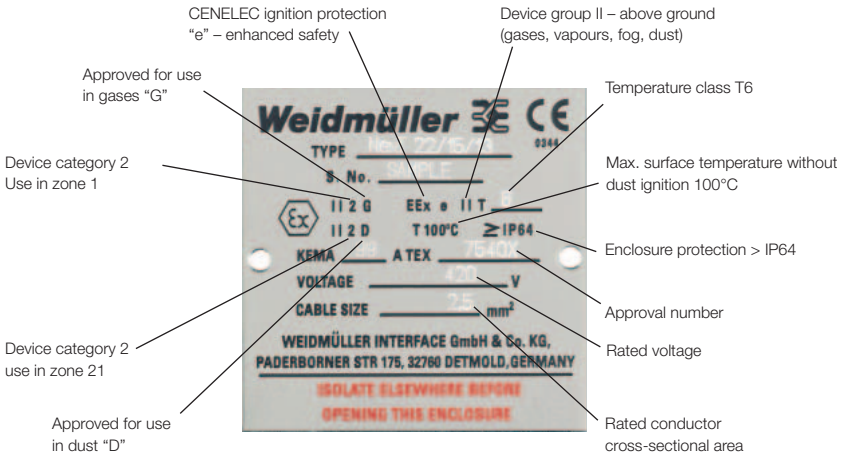

Terminals

Regulations / definitions

Terminals acc. to VDE 0611-1

This standard was published in Germany in August 1992:

VDE 0611-1 Low-voltage switchgear part 7: Ancillary equipment section 1 – Terminal blocks for copper conductors.

The contents of this standard correspond to the international standard:

IEC 60947-7-1:

1989 Low voltage switchgear and control gear part 7: Ancillary equipment section 1 – Terminal blocks for copper conductors

At the European level this standard has been ratified by CENELEC, making it valid in the following countries:

Austria, Belgium, Denmark, Finland, France, Germany, Greece, Holland, Iceland, Ireland, Italy, Luxembourg, Norway, Portugal, Spain, Sweden, Switzerland, United Kingdom

Combined application in order of priority:
IEC 60947-1
Low-voltage switchgear and control gear part 1: General Rules
EN 60947-1
VDE 0660 part 100
Low-voltage switchgear part 1: General Rule

Scope VDE 0611-1

(EN 60947-7-1)
(IEC 60947-7-1)

This standard stipulates the requirements for terminals with screwed or screwless terminal strips intended primarily for industrial or similar use, with the terminals fastened to a carrier to produce both electrical and mechanical connections between copper conductors. It applies to terminals used for connecting round copper conductors with a cross-section between 0.2 mm^2 and 300 mm^2 (AWG 24/600 kcmil), and for electronic circuits up to 1000 Vac 1000 Hz or up to 1500 Vdc.

Remarks:
This standard is also used as guide for special kinds of terminals (e.g. isolating terminals) for which no special standards are available.

Terminals/ feed-through terminals

An insulating part which carries one or several mutually insulated terminal arrays intended for fastening to a carrier.

Rated cross-section

The rated cross-section of a terminal is the cross-section of the conductor to be connected by the terminal as stated by the manufacturer. It is determined by certain thermal, mechanical and electrical requirements, and is one of the specifications marked on the terminal.

The rated cross-section is selected from the following standard cross-sections:

0.2 – 0.5 – 0.75 – 1 – 1.5 – 2.5 – 4 – 6 – 10 – 16 – 25 – 35 – 50 – 70 – 95 – 120 – 150 – 240 – 300 mm^2.

The terminals have a rated connection capability, which is at least two stages smaller than the rated cross-section. The conductors may be solid, stranded or flexible and, if necessary, may have their ends pre-treated. The rated cross-section is verified using the gauges stipulated by VDE 0660 part 100 table 7 (see page W.14).

Rated current

Each rated cross-section is assigned a particular test current stipulated by VDE 0611-1. At these rated currents, terminals are not subject to non-permissible increases in temperature.

mm^2	1.5	2.5	4.0	6.0
A	17.5	24	32	41
mm^2	10	16	25	35
A	57	76	101	125
mm^2	50	70	95	120
A	150	192	232	269
mm^2	150	185	240	300
A	309	353	415	520

Rated voltage VDE 0611-1 / VDE 0660 part 100

The rated voltage of a terminal is the rated insulation voltage to which the insulation tests and creepage distances refer. It is defined analogously to DIN VDE 0110-1, and is one of the specifications marked on the terminal.

CE mark

Rated surge voltage DIN VDE 0110-1 / VDE 0660 part 100

Peak values of a surge voltage which can be applied to the terminals and to which the clearance distances acc. to VDE 0660 part 100 or DIN VDE 0110-1 refer.

Degree of soiling DIN VDE 0110-1 / VDE 0660 part 100

The degree of soiling stipulates the influence of solid, liquid or gaseous foreign particles, which may reduce the dielectric strength or specific surface resistance (see also page W.5).

Terminals for use in the industrial field of application are assigned degree of soiling 3: either conductive contamination may occur or, alternatively, dry, non-conductive contamination which becomes conductive in the likely event of condensation.

The minimum clearance distance is stipulated in combination with the rated surge voltage in VDE 0660 part 100 or DIN VDE 0110-1.

Operating conditions

Terminals can be operated under the following normal conditions:

- Ambient temperature – 5 °C … +40 °C, mean temperature 24 h + 35 °C
- Altitude up to 2000 m a.s.l.
- Relative humidity 50% at + 40 °C, 90% at 20 °C.

CE mark

A EU directive stipulates that labelling with the CE mark is carried out by the manufacturer. The mark indicates to the state authorities that the item complies with the relevant directives. It thus guarantees free trade within Europe.

Conductor connectors from ≥ 50 V ~ / 75 V- comply with the basic safety requirements stated in the low-voltage directive 73/23/EEC (amended by 93/68/EEC).

CE marking acc. to the marking directive 93/68/EEC has been mandatory since 1 January 1997.

It is affixed to the packaging.

Declarations of conformity are kept available for inspection by the relevant national supervisory agencies as part of the technical documentation.

Terminals

Assembling terminal strips

Mounting and end brackets

- Terminal strips mounted from left to right
- Closed side on the left, open side on the right
- Open side of the terminal always closed using end plates or partition plates (WAP/TW; ZAP/TW and IAP)
- End brackets placed at the beginning and end of the terminal strip
- End bracket not required next to PE terminals. Exceptions: WDK/PE and ZPE

Combinations of different terminals

- End plates or partition plates (WAP/TW, ZAP/TW and IAP) must be used when the contour changes.
- For adjacent terminals with differing rated voltages, end plates or partition plates (WAP/TW, ZAP/TW and IAP) must be used in order that the respective rated voltages are adhered to.
- When the PE terminal is positioned next to or between corresponding feed-through terminals of the same series and size, this does not influence the rated voltage or rated surge voltage of the feed-through terminals.

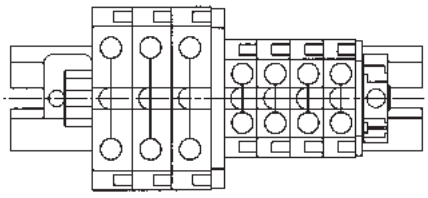

Dimensions

The overall dimensions of the terminals with fastening parts are stipulated, but without tolerances. A mounting tolerance of 0.2 mm must be added to the terminal width when planning projects.

Partition plate

The partition plate is necessary for visual separation of circuits or for electrical separation of neighbouring cross-connections.

Partition disc

Partition discs can be retrofitted between cross connectors or sockets in terminals up to a max. terminal width of 12 mm.

Compliance with the rated insulation voltage

The required stripping length for every Weidmüller product is stated in mm. These lengths, such as < 6 mm ± 0.5 mm, > 10 mm ± 1 mm, must be adhered to. This also applies when using ferrules.

The external dimensions of crimped ferrules must comply with IE 60947-1 (1999 version).

Working on electrical connection elements with non-insulated screwdrivers

Work using non-insulated screwdrivers may only be carried out in disconnected systems.

The following five safety rules must be observed when disconnecting a system before beginning work and in order to ensure the system remains disconnected at the working site for the duration of this work:

- **Disconnect**
- **Secure to prevent the system from being switched on again**
- **Ascertain that the system is not live**
- **Earth and short circuit the system**
- **Cover or cordon off any neighbouring live parts**

These five rules constitute the safety precautions for working with electrical systems and equipment. The measures to be taken in accordance with operating and local conditions, e.g. for high- and low-voltage overhead lines, cables or switchgear, are stipulated in detail in VDE 0105 part 100.

Live terminals which are not in use

Any terminals which are not in use and which could carry live voltage are to be fitted with suitable covers (e.g. ADP 1...4) to prevent them from being inadvertently touched. The clamping screws of terminals, which are not in use, even those that are not live, are to be screwed tight.

VDE 0105 part 100 Operation of electrical installations: Work

Troubleshooting with two-pole voltage detectors including voltage tester acc. to IEC 61243-3.



Terminals

Connecting terminals

Two conductors in one terminal

The optimum solution in terms of allocating conductors to individual circuits and marking and organising individual functional units involves just one conductor being connected to each terminal.

If it is necessary to connect two conductors with the same cross-section in one terminal, then this may be carried out using W-series terminals (screw connection).

DIN IEC 60999-1 does not prohibit the use of twin ferrules for connecting two conductors in one terminal point using Z-series terminals (tension spring technology).

DIN IEC 60999-1 prohibits the use of screwless IDC terminals (I-series) for connecting two conductors.

• Continuous current for two conductors

The total current of two conductors must not exceed the continuous current of the terminal. The continuous current is the maximum current, which a terminal can carry without the increase in temperature exceeding 45 K.

• Rated insulation voltage

The rated insulation voltage of the terminal does not change when two conductors have been connected correctly.

Cross-connection systems

Weidmüller's WQV and ZQV cross-connectors are systems which are fully insulated and finger-safe in the event that they are directly (and inadvertently) touched; they are available with different numbers of poles (2-pole to 50-pole). Note: the rated voltage is always reduced when using cross-connections.

Cross-connections which have been cut off do not, however, offer this protection if the cut edge is directly (inadvertently) touched.

Partition plates or end plates must be used with these cross-connections to preserve the rated voltage.

Conductor connection with pressure clamp for large cross-sections

It is now no longer necessary to force conductors with large cross-sections into the terminal: they can be inserted simply and easily into the terminal block. All terminal types are available not only as individual terminals but also in block versions with three-, four- and five-pole blocks. All blocks are firmly screwed together to offer additional distortion resistance. Longitudinal holes in the bottom of the terminals allow for direct assembly.

Terminal blocks can be screwed directly to mounting plates with a 25 mm grid.

Other advantages include:

- constant transfer of forces with self-adjusting connection system
- any mounting direction possible
- finger-safe (VBG 4) even with cross-connection
- extremely distortion-proof



Open cover and remove screw unit



Insert conductor and replace screw unit



Close cover and tighten screw with Allen key

Torque ranges for clamping screws

Tightening the clamping screws in this torque range guarantees:

- secure, gas-proof clamping
- no mechanical destruction of the tension clamp
- voltage drop far below the required limit

The test torque acc. to IEC 60947-1 (supplemented by Annex C1 of IEC 60947-1-7 or the torque stated by the manufacturer) is the lower value of the torque range, at which all tests are successfully passed.

The upper value of the torque range is the maximum torque to be applied by the user.

The electric screwdriver should preferably be set to the middle torque of the clamping torque range.

The table gives the generally applicable values. Product-specific data are listed elsewhere for the respective products.

Products with head screw with slotted head

Thread	Torque range Steel screws min. 8.8 [Nm]	A 2/A 4-80 [Nm]
M 2.5	0.4…0.8	0.4…0.8
M 3	0.5…1.0	0.5…1.0
M 3.5	0.8…1.6	0.8…1.6
M 4	1.2…2.4	…
M 5	2.0…4.0	…
M 6	2.5…5.0	…

Products with head screw with slotted head

Thread	Torque range NE screws Cu 2 (CuZn) [Nm]	Cu 5 (CuNi 60) [Nm]
M 2.5	0.4…0.45	…
M 3	0.5…0.6	0.5…1.0
M 3.5	…	0.8…1.6
M 4	1.2…1.9	1.2…2.4
M 5	2.0…3.0	2.0…4.0
M 6	…	2.5…5.0

Products with head screw with hexagon

Thread	Torque range Steel screws [Nm]
M 4	1.2…2.4
M 5	2.0…4.0
M 6	3.0…6.0
M 8	6.0…12
M 10	10.0…20
M 12	14.0…31
M 16	25.0…60

Terminals

Use of aluminium conductors

Weidmüller terminals are suitable for the direct connection of **solid round** and **sector-shaped aluminium conductors**.

Unlike copper, aluminium has certain material properties, which have to be taken into consideration when it is used as a conductor in electrical systems.

When exposed to air, the bare surface of the aluminium immediately becomes covered with a thin, non-conductive layer of oxide. This increases the contact resistance between the aluminium conductor and the busbar in the terminal. In the worst case, this may develop into a so-called glowing contact.

In the case of stranded conductors, this phenomenon is exacerbated by the contact resistance of the individual wires.

Despite these disadvantageous properties, aluminium conductors can be connected to Weidmüller terminals if the reduced rating currents for aluminium conductors and the following assembly instructions are observed:

1. Carefully clean the oxide layer from the stripped end of the conductor, for example using a knife.
Caution: do not use brushes, files or sandpaper, to which aluminium particles may adhere and be transferred to other conductors.

2. Immediately after removing the oxide layer, rub neutral grease – such as acid- and alkali-free Vaseline – into the end of the conductor and connect it directly to the terminal.

3. After disconnecting the conductor, repeat 1 and 2 prior to reconnection.

4. The instructions only apply to solid round or sector-shaped aluminium conductors.

solid round or sector-shaped

Terminal type	Rated cross- section	Reduced rated current when connecting an aluminium conductor	Thread size of terminal screw	Tightening torque
W-series	mm^2	„A“		Nm
WDU 2.5	2.5	20	M 2.5	0.5
WDU 4	4	27	M 3	0.6
WDU 6	6	35	M 3.5	1.2
WDU 10	10	48	M 4	2.0
WDU 16	16	64	M 5	3.0
WDU 35	35	105	M 6	4.0
WDU 70	70	163	M 8	10.0
WDU 120	120	230	M 10	15.0
SAK series				
SAK 2.5	2.5	20	M 2.5	0.5
SAK 4	4	27	M 3	0.6
SAK 6	6	35	M 3.5	1.2
SAK 10	10	48	M 4	2.0
SAK 16	16	64	M 4	2.0
SAK 35	35	105	M 6	4.0

stranded

W-series				
WFF 35	35	105	M 6	3.0
WFF 70	70	163	M 8	6.0
WFF 120	120	230	M 10	10.0
WFF 185	185	300	M 12	15.5
WFF 300	300	409	M 16	30.0

Tips during installation:
When tightening the terminals, it is advisable to hold up the conductor to avoid deformation to the mounting rail and to keep the foot of the terminal free of torsion forces.

Stranded aluminium conductors are connected to terminals using an aluminium cable lug selected according to its conductor shape and connected by following the instructions issued by the cable lug manufacturer.

Copper-plated aluminium washers are necessary for the transition from aluminium cable lugs to the busbar of the terminals. This is the only way to ensure reliable transition from copper to aluminium. The washers are fitted so that the copper side is in contact with the busbar and the aluminium side with the aluminium cable lug.

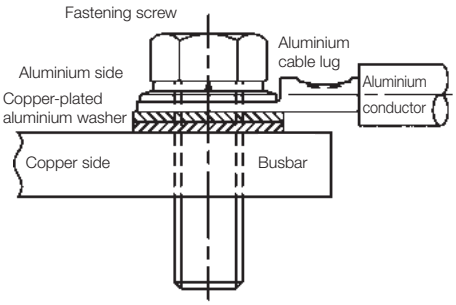

Terminals

Definition of the various types

PE terminals

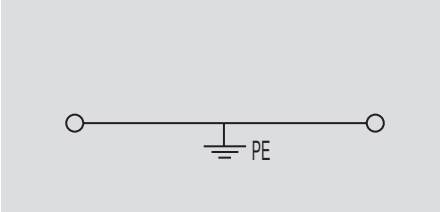

A PE terminal is a component with either one or several clamping positions for connecting and/or branching PE conductors (PE and PEN conductors) with a conductive connection to their support. Partially insulated PE terminals are insulated from adjacent live parts of terminals; the partial insulation is marked green/yellow.

Scope (IEC 60947-7-2)

This standard applies to PE terminals (with PE function) up to 120 mm² and to PE terminals (with PEN function) for sizes upwards of10 mm² with screw clamping points or screwless clamping points for connecting round copper conductors with a cross- section between 0.2 mm² and 120 mm² (AWG 24/250 kcmil) for circuits up to 1000 Vac 1000 Hz or up to 1500 Vdc. PE terminals are used to produce the electrical and mechanical connection between copper conductors and the fastening base.

PEN function

Acc. to IEC 60947-7-2, only copper mounting rails may be used for application of the PEN function. Steel mounting rails must not be used.

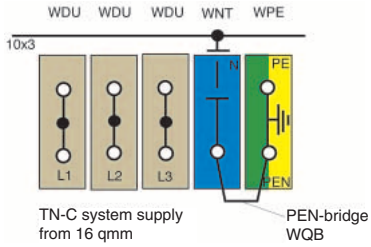

Use of TS 35 x 15

In order to comply with the current capability required by IEC 60947-7-2, the TS 35 x 15 mounting rail must be used for PE terminals with a rated cross-section of 16 mm² and upwards.

Fuse terminals

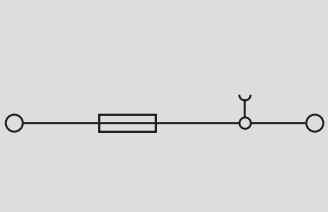

Fuse terminals consist of a terminal base and a fuse insert holder.

In the case of fuse terminals for low-voltage fuse inserts (D-system), the technical data are defined by IEC 60947-7-3 in conjunction with VDE 0636 part 301.

In the case of fuse terminals for device protection fuse inserts, the technical data are defined by standard IEC 60947-7-3 pertaining to the specific range of applications of these products.

Fuse terminals for device protection are rated for a certain maximum power loss on the basis of standard IEC 60127-2 valid for G-fuse inserts.

The product pages contain details about the maximum power loss for individual or composite arrangements for short-circuit and/or overload protection.

Multi-tier distribution terminals

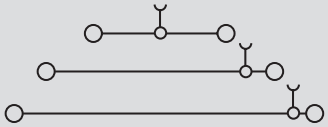

A multi-storey distribution terminal is a unit with clamping points for connecting and/or linking external, neutral and PE conductors to their fastening support with a conductive PE connection.

These terminals can be fitted on top of or next to each other and assembled to form terminal strips.

They have several connection levels, all of which are isolated from each other.

Scope IEC 60947-7-1 / IEC 60947-7-2 DIN VDE 0611-4 (partially)

These standards apply to multi-storey distributor terminals with clamping points and screw connections, and/or screwless connections for connecting or linking solid, stranded or flexible copper conductors. In distributor terminals, external conductor and/or N and PE conductor connections are all present together within a confined space.

The N-conductor can be divided for insulation measurement; it is not used for disconnecting or switching.

Terminals

Definition of the various types

Neutral conductor isolating terminals

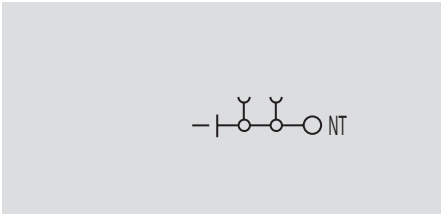

A neutral conductor disconnect terminal is a unit with clamping points for connecting and/or linking neutral conductors with disconnect connection.

These terminals can be fitted on top of or next to each other and assembled to form terminal strips.

Rated voltage
IEC 60947-7-1
IEC 60947-1

The rated voltage given conforms to IEC 60947-7-1. It is the rated insulation voltage and is defined acc. to IEC 60947-1 or IEC 60947-7-1.

400 V applies to
external conductor / external conductor

250 V applies to
external conductor / N-conductor
external conductor / PE conductor
N-conductor / PE conductor

Measuring and isolating terminals

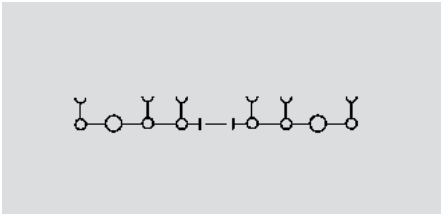

Measuring and isolating terminals are used for partial disconnection of circuits for measuring purposes in unloaded state.

The rated voltage of the measuring and isolating terminal is the rated insulation voltage, to which the insulation tests and creepage distances refer.

It is defined acc. to IEC 60664-1 and is one of the specifications marked on the terminal.

The opened disconnect point is dimensioned according to the allocated rated surge voltage.

Isolating terminals

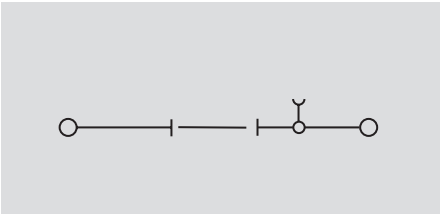

Isolating terminals are used for operational disconnection of circuits in unloaded state.

The rated voltage of the isolating terminals is the rated insulation voltage to which the insulation tests and creepage distances refer, and is defined acc. to IEC 60664-1.

The opened disconnect point is dimensioned acc. to the rated surge voltage allocated for devices with disconnect function acc. to DIN VDE 0100-537 and IEC 60947-7-1.

The disconnects of the isolating terminals are rated for unloaded actuation (use category AC20 acc. to IEC 60947-1) and used to clear a system or part of a system.

Terminals

Ex terminals

Confirmed according to the new European Ex-Directive 94/9/EC – ATEX –

Basic specifications

IEC 60947-7-1 (EN 60 947-7-1/ VDE 0611P.1) and IEC 60 947-7-2 (EN 60 947-7-2/ VDE 0611P.3) are the basic specifications for terminals, and also protective conductor terminals. For use in potentially explosive atmospheres the following standards also apply: EN 50 014 (IEC 60 079-0/ VDE 0170/0171 P.1) and for increased safety “e” EN 50 019 (IEC 60 079-7/ VDE 0170/0171 P. 6). Ex terminals are so-called Ex-components according to EN 50014.

Components means any item essential to the safe functioning of equipment and protective systems, but with no autonomous function.

Components according to the Ex-directive 94/9/EC are not marked with CE.

Ex terminals are certified for the type of protection increased safety “e”.





According to the directive 94/9/EC, the European notified bodies have been issuing EC-type examination certificates of the so-called ATEX-Generation since 1997 in accordance with EN 50014 / 50019 and the Ex directive 94/9/EC.

A prerequisite is a notification of the manufacturer’s quality system. This exists for Weidmüller since 1997. Copies of these type examination certificates, the notification document and the declarations of conformity are available on request in electronic form.

The former component certifications (A to D generation) according to the Ex directive 76/117/EEC are still valid until 30/6/2003.

The clamping yoke, tension clamp and IDC clamping system of the terminals provide increased protection against self-release, and are so designed that conductor ends of flexible conductors do not have to be pre-prepared. The cross-sections and connection data specified in the selection tables are included in the certification.

Marking

Ex-RL94/9EG: ⟨Ex⟩ II 2 G D	
⟨Ex⟩	Ex electrical equipment
II 2 G	Equipment group II category 2 (zone 1 electrical equipment)
II 2 D	Equipment group II category 2 (zone 21 electrical equipment)
EN	**50014/19:** EEx e II
E	Conformity with EN standards
Ex	Explosion protection
e	Increased safety
II	Equipment group
KEMA	**97ATEX4677U** (Example)
KEMA	Notified body
ATEX	Conformity with 94/9/EC
U	Component



Terminals

Ex terminals

Confirmed according to the new European Ex-Directive 94/9/EC – ATEX –

Electrical data

The specified values of the current carrying capacity are related to an ambient temperature of 40 °C. At rated current load (+ 10%), the temperature of the currentbar of the terminal increases by a maximum of 40 K.

Recognizing an additional factor of safety according to EN 50 014, gives the following results:

Temperature class	Ambient temperature
T6, T5	– 50 °C to + 40 °C
T4 to T1	– 50 °C to + 55 °C

If the real ambient temperature is higher, the permitted operating current must be reduced accordingly. As defined in EN 50 014, the continuous operating temperature for Wemid and KrG is 100 °C, for PA material 80 °C.

Accessories

The accessories listed in the tables can be used, and are listed in the Ex certifications. To maintain the creepage and clearance distances for “e”, end plates or partitions should be used, as specified in the table.

Design for EEx i

Terminals for “i” intrinsically-safe circuits are passive components, whose temperature-rise behaviour and the electrical characteristics are known.

Therefore, there is no requirement for certification when being used in intrinsically-safe circuits.

The terminals are light blue to ensure clear identification and easy recognition.

These terminals conform to the construction type as terminals corresponding to the EEx e specifications.

Accessories

The accessories listed in the tables can be used and conform to EN 50 020 (IEC 60 079-11/VDE 0170/0171 P. 7).

Mounting

The general statements also apply here for EEx i applications. Additionally, the EEx i requirements always apply to the complete circuit, therefore also for parts in non-potentially explosive atmospheres.

Clampability of 2 conductors in EExe

For our W-series terminals, it is fundamentally permitted to connect 2 wires to each clamping point. It is, however, necessary to use the next size down from the rated wire cross-section. For detailed information see section “Terminals”.

Current carrying capacity of cables and conductors

Rated currents

Cross-section	VDE 0298 Part 4 (IEC364-5-523) Current carrying capacity of conductors		EN 50019 2nd. edtition Increased-safety type of protection connection terminals Ambient temperature 40 °C 40 K rise Current equivalent to connect conductor A
	Ambient temperature 30 °C Routing type C + 3 for PVC 70 °C conductors A	Ambient temperature 40 °C Factor 0.87 Routing type C + 3 for PVC 70 °C conductors A	
1.5	17.5	15.225	15
2.5	24	20.88	21
4	32	27.84	28
6	41	35.67	36
10	57	49.59	50
16	76	66.12	66
25	101	87.87	88
35	125	108.75	109
50	150	130.5	131
70	192	167.04	167
90	232	201.84	202
120	269	234.03	234
150	309	268.83	267
185	353	307.11	307
240	415	361.05	361
300	520	452.4	452

The current carrying capacity of cables and conductors in the installation is normally specified at 30 °C ambient temperature according to VDE 0298 Part 4.
At 40 °C, the operating current shall be reduced by a factor of 0.87.

Terminals

ATEX cross-connection instructions

Arrangements of terminals and cross-connections

The maximum voltages for EEx e applications given below are determined on the basis of the terminals used, their cross-connection and which of the arrangements A-J is used.

A Continuous

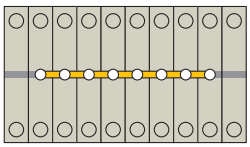

B Adjacent (To use with WQV)
Not separated by a partition plate or end plate

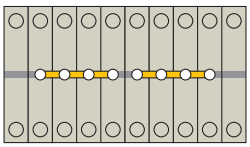

C Adjacent (To use with QV)
Separated by a partition plate or end plate

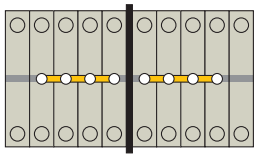

D Skipping
Bridging one or several not connected terminals (e.g. every third)

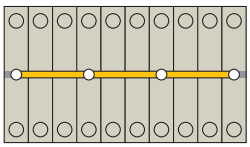

E Adjacent to a PE terminal (earth)
Without partition plate or end plate

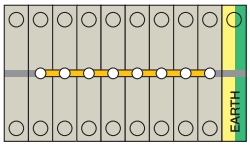

F Adjacent to a PE terminal (earth)
With partition plate or end plate

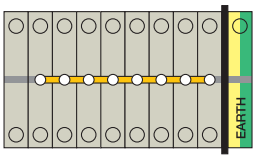

G Bridging a PE terminal (earth)

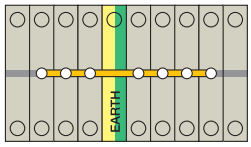

H 2 parallel cross-connections

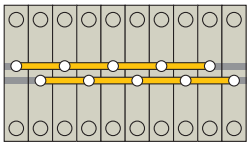

I 3 parallel cross-connections

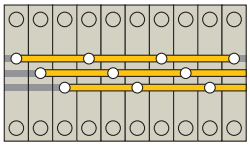

Maximum voltage

Family [1]	Certificate no.	Rated voltage	Rated current	Nominal cross-section	Maximum voltage (V) (letters refer to the above diagrams)								
AKZ ...		V	A	mm²	A	B	C	D	E	F	G	H	I
AKZ 1.5	SIRA 02ATEX3001U	175	15	1.5	175	175	175	175	175	175	175	–	–
AKZ 2.5	SIRA 02ATEX3001U	175	21	2.5	175	175	175	175	175	175	175	–	–
AKZ 4	SIRA 02ATEX3001U	275	28	4.0	275	275	275	275	275	275	275	–	–
BK ...													
BK 2/E ... BK 12/E	SIRA 01ATEX3247U	275	28	4.0	175	175	275	175	–	–	275	–	–
I-series / IDK ...													
IDK 1.5N	KEMA 02ATEX2241 U	275	15	1.5	275	275	275	275	–	–	–	–	–
I-series / IDU ...													
IDU 1.5N	KEMA 02ATEX2241 U	275	15	1.5	275	275	275	275	275	275	275	275	–
IDU 2.5N	DEMKO 03ATEX134054 U	550	21	2.5	550	420	550	550	550	550	550	550	–
IDU 2.5N/ZF	DEMKO 03ATEX134054 U	550	21	2.5	550	420	550	275	275	550	275	550	–
IDU 2.5N/ZB	DEMKO 03ATEX134054 U	550	21	2.5	550	420	550	275	275	550	275	550	–
IDU 1.5 TE/E	KEMA 99ATEX4329 U	275	15	1.5	275	275	275	110	275	275	110	275	–
IDU 2.5 TE/E	KEMA 99ATEX4329 U	275	21	2.5	275	275	275	110	275	275	110	275	–
MK ...													
MK 3/.../E	SIRA 01ATEX3248U	275	21	2.5	175	175	275	175	–	–	–	–	–
MK 6/.../E	SIRA 01ATEX3249U	420	36	6.0	275	275	420	275	–	–	–	–	–

[1] Please refer to the catalogue and the certificate showing precisely which article is approved.

Terminals

Maximum voltage

Family 1)	Certificate no.	Rated voltage	Rated current	Rated cross-section	Maximum voltage (V) (letters refer to the above diagrams)								
SAK-series		V	A	mm²	A	B	C	D	E	F	G	H	I
SAK 2.5	KEMA 97ATEX1798 U	550	21	2.5	550	550	550	175	550	550	175	–	–
SAK 4	KEMA 97ATEX1798 U	550	28	4.0	550	550	550	175	550	550	175	–	–
SAK 6N	KEMA 97ATEX1798 U	550	36	6.0	550	550	550	175	550	550	175	–	–
SAK 10	KEMA 97ATEX1798 U	550	50	10.0	550	550	550	175	550	550	175	–	–
SAK 16	KEMA 97ATEX1798 U	750	66	16.0	550	550	550	175	550	750	175	–	–
SAK 35	KEMA 97ATEX1798 U	550	109	35.0	550	550	550	175	550	550	175	–	–
W-series / WDK ...													
WDK 1.5/R3.5	KEMA 99ATEX6545 U	275	15	1.5	175	175	275	175	175	–	–	–	–
WDK 2.5	KEMA 98ATEX1687 U	275	21	2.5	275	275	275	60	275	275	60	–	–
WDK 2.5N	KEMA 00ATEX2061U	550	21	2.5	550	550	550	275	550	550	275	–	–
WDK 4N	KEMA 00ATEX2061U	550	28	4.0	550	550	550	275	550	550	275	–	–
W-series / WDU ...													
WDU 1.5/ZZ	KEMA 98ATEX1685 U	550	14	1.5	550	550	550	110	550	550	110	110	–
WDU 2.5/1.5/ZR	KEMA 98ATEX1685 U	550	15	1.5	550	550	550	110	550	550	110	110	–
WDU 2.5/TC	SIRA 02ATEX3153 U	50	15	1.5	–	–	–	–	–	–	–	–	–
WDU 1.5/R3.5	KEMA 99ATEX6545 U	275	1	2.5	175	175	275	175	175	–	–	–	–
WDU 2.5N	KEMA 98ATEX1683 U	420	21	2.5	420	420	420	110	420	420	110	–	–
WDU 2.5	KEMA 98ATEX1683 U	550	21	2.5	550	550	550	110	420	550	110	110 [2)]	60 [3)]
WDU 4	KEMA 98ATEX1683 U	750	28	4.0	750	750	750	110	420	750	110	–	–
WDU 6	KEMA 98ATEX1683 U	550	36	6.0	550	550	550	110	420	550	110	–	–
WDU 10	KEMA 98ATEX1683 U	550	50	10.0	550	550	550	110	420	550	110	–	–
WDU 16	KEMA 98ATEX1683 U	750	66	16.0	750	750	750	110	750	750	110	–	–
WDU 35	KEMA 98ATEX1683 U	750	109	35	750	750	750	110	750	750	110	–	–
WDU 70N/35	KEMA 98ATEX1683 U	750	167	70	750	750	750	–	750	750	–	–	–
WDU 70/95	KEMA 98ATEX1686 U	750	202	70	750	750	750	–	750	750	–	–	–
WDU 120/150	KEMA 98ATEX1686 U	1100	234	120	1100	1100	1100	–	1100	1100	–	–	–
WDU 240	KEMA 01ATEX2186 U	750	300	240	–	–	–	–	–	–	–	–	–
WDU 4 SL	SIRA 02ATEX3242 U	275	28	4	275	275	275	175	275	275	175	175	–
WDU 6 SL	SIRA 02ATEX3242 U	275	36	6	275	275	275	175	275	275	175	175	–
WDU 10 SL	SIRA 02ATEX3242 U	275	50	10	275	275	275	175	275	275	175	175	–
Stud terminals / WFF ...													
WFF 35	KEMA 98ATEX1684 U	1100	109	35	1100	1100	1100	–	1100	1100	–	–	–
WFF 70	KEMA 98ATEX1684 U	1100	167	70	1100	1100	1100	–	1100	1100	–	–	–
WFF 120	KEMA 98ATEX1684 U	1100	234	120	1100	1100	1100	–	1100	1100	–	–	–
WFF 185	KEMA 98ATEX1684 U	1100	307	185	1100	1100	1100	–	1100	1100	–	–	–
WFF 300	KEMA 98ATEX1684 U	1100	452	300	1100	1100	1100	–	1100	1100	–	–	–
Z-series / ZDK ...													
ZDK 2.5/1.5	KEMA 97ATEX4677 U	275	18	2.5	275	275	275	275	275	275	275	–	–
Z-series / ZDU ...													
ZDU 1.5	KEMA 01ATEX2106 U	550	15	1.5	275	275	275	175	275	550	175	275	–
ZDU 1.5/3AN	KEMA 01ATEX2106 U	550	15	1.5	275	275	275	175	275	550	175	275	–
ZDU 1.5/4AN	KEMA 01ATEX2106 U	550	15	1.5	275	275	275	175	275	550	175	275	–
ZDU 2.5	KEMA 97ATEX2521 U	550	21	2.5	275	275	275	275	275	275	275	275	–
ZDU 2.5/2X2AN	KEMA 97ATEX2521 U	550	21	2.5	–	–	–	–	–	–	–	–	–
ZDU 2.5/3AN	KEMA 97ATEX2521 U	550	21	2.5	275	275	275	275	275	275	275	–	–
ZDU 2.5/4AN	KEMA 97ATEX2521 U	550	21	2.5	275	275	275	275	275	275	275	–	–
ZDU 4	KEMA 97ATEX2521 U	550	28	4	275	275	275	275	275	275	275	275	–
ZDU 6	KEMA 97ATEX2521 U	550	36	6	275	275	275	275	275	275	275	275	–
ZDU 6/3AN	KEMA 00ATEX2107 U	550	36	6	275	275	275	275	275	275	275	–	–
ZDU 10	KEMA 99ATEX5514 U	550	50	10	550	550	550	–	550	550	–	–	–
ZDU 10/3AN	KEMA 00ATEX2107 U	550	50	10	550	550	550	275	550	550	–	–	–
ZDU 16	KEMA 99ATEX5514 U	550	66	16	550	550	550	–	550	550	–	–	–
ZDU 16/3AN	KEMA 00ATEX2107 U	550	66	16	–	–	–	–	–	–	–	–	–
ZDU 35	KEMA 00ATEX2107 U	750	109	35	550	550	550	–	550	750	–	–	–
ZDU 2.5-2/3AN	KEMA 97ATEX4677 U	550	21	2.5	420	420	420	275	550	550	275	110	–
ZDU 2.5-2/4AN	KEMA 97ATEX4677 U	550	21	2.5	–	–	–	–	–	–	–	–	–
ZDUA 2.5-2	KEMA 97ATEX4678 U	275	20	2.5	275	275	275	110	275	275	110	–	–
ZDUB 2.5-2/...	KEMA 97ATEX2755 U	550	21	2.5	–	–	–	–	–	–	–	–	–

[1)] Please refer to the catalogue and the certificate showing precisely which article is approved.

[2)] For ZQV, the outer channels must be used in these cases.
[3)] Only possible with ZQV.

Appendix

Index

Type Index	X.2	- X.11
Order Number Index	X.12	- X.23

The whole world of connection-technology in three catalogues

X.24 - X.25

Worldwide activities

Addresses abroad	X.26	- X.27

Type	Order No.	EAN-No.	Page
A			
AD 250	0634100000	4008190083199	I.18
AD 3 SAK10	0178500000	4008190007591	I.17
AD 3 SAK16	0297800000	4008190080884	I.17
AD 3 SAK2.5	0297900000	4008190038229	I.17
AD 3 SAK35	0273400000	4008190106027	I.17
AD 3 SAK4	0297600000	4008190173395	I.17
AD 3 SAK6N	0297700000	4008190086787	I.17
AD 3 SAK70	0344300000	4008190166489	I.17
AD 3 WSD SAKG54 HP/DBR	0264900000	4008190144333	I.17
AD 4 AKZ4	0303400000	4008190068158	I.17
AD 4 SAK10	0178600000	4008190068288	I.17
AD 4 SAK16	0518200000	4008190122416	I.17
AD 4 SAK35	0178700000	4008190056414	I.17
AD 4 SAK35N	0576700000	4008190119881	I.17
AD 4 SAK4	0285300000	4008190072902	I.17
AD 4 SAK6N	0196600000	4008190169336	I.17
AD 4 WSD SAKG28 HP/DBR	0263100000	4008190020477	I.17
AD 4 WSD SAKG32 HP/DBR	0283100000	4008190087982	I.17
AD 4 WSD SAKG40 HP/DBR	0263200000	4008190152802	I.17
AD 4 WSD SAKG46 HP/DBR	0263300000	4008190175528	I.17
AD 4 WSD SAKG54 HP/DBR	0261100000	4008190070779	I.17
ADK 1/1.5	0303860000	4008190035723	E.11
ADK 1/1.5 BL	0303880000	4008190168315	E.11
ADL	0210800000	4008190096274	I.18
ADP 1/HP1 1M	0485200000	4008190043568	I.16
ADP 2/HP2 1M	0485300000	4008190051716	I.16
ADP 3/HP3 1M	0485400000	4008190023928	I.16
ADP 4/1000	1430760000	4008190132897	I.16
ADP 4/300	1378160000	4008190183851	I.16
AH 28 SAKG28	0326660000	4008190031510	I.17
AH 32 SAKG32	0326760000	4008190064976	I.17
AH 40 SAKG40	0326860000	4008190061258	I.17
AH 46 SAKG46	0326960000	4008190174712	I.17
AK 95	0364200000	4008190164225	H.3
AKA 2.5	0300720000	4008190072018	E.13
AKA 2.5 BL	0300770000	4008190084547	E.13
AKE 2.5	1303360000	4008190084950	E.4
AKE 4	0380260000	4008190056841	E.5
AKE 4 MS	0211200000	4008190074906	E.4
AKZ 1.5	0340460000	4008190091576	E.2
AKZ 1.5 BL	0340480000	4008190075378	E.2
AKZ 1.5 SW 1X1	0357960000	4008190155544	E.14
AKZ 1.5L VS	0340160000	4008190156350	E.10
AKZ 2.5	0697160000	4008190121716	E.2
AKZ 2.5 BL	0697180000	4008190167448	E.2
AKZ 2.5 K SW U/V 1X1	0108960000	4008190020934	E.15
AKZ 4	0294360000	4008190054625	E.3
AKZ 4 BL	0294380000	4008190002152	E.3
AKZ 4 LD 24VDC	8022520000	4032248065455	E.6
AKZ 4 LL VS	0346460000	4008190009526	E.11
AKZ 4 S WA 2X2.8	0324460000	4008190132545	E.9
AKZ 4 SF SE 6.3/2.8	0158760000	4008190017606	E.9
AKZ 4 SS SE 6.3/2.8	0324560000	4008190125301	E.8
AKZ 4 SS WA 2X2.8	0362460000	4008190005917	E.8
AKZ 4 SW 1X1	0445860000	4008190021733	E.14
AKZ 4L SL VS	0334860000	4008190019501	E.10
AKZ 4L SL VS BL	0334880000	4008190158156	E.10
AKZ 4L SL VS KRG	0334820000	4008190011666	E.12
AL 1	0137320000	4008190023454	E.12
AP DK4Q DB	0631300000	4008190965013	I.6
AP 100 GR	1773410000	4032248141111	I.6
AP 110 GR	1790080000	4032248214105	I.6
AP 2 DSG1.5T	2119490000	4008190219017	I.6
AP 70 SAK70 KRG	0340920000	4008190154684	I.4
AP 70 SAK70 KRG	0340920000	4008190154684	I.6
AP ADK1	0476260000	4008190158194	I.6
AP AKA2.5	0162520000	4008190139179	I.6
AP AKA2.5 KRG/BL	0162570000	4008190022358	I.6
AP AKZ1.5	0340560000	4008190138745	I.4
AP AKZ1.5	0340560000	4008190138745	I.6
AP AKZ1.5	0340560000	4008190138745	E.2
AP AKZ1.5 BL	0340580000	4008190118907	E.2
AP AKZ1.5 BL	0340580000	4008190118907	I.6
AP AKZ1.5W	0329660000	4008190019792	I.6
AP AKZ1.5W	0329660000	4008190019792	I.4
AP AKZ2.5	0697360000	4008190098865	E.2
AP AKZ2.5	0697360000	4008190098865	I.6
AP AKZ2.5 BL	0697380000	4008190018269	E.2
AP AKZ2.5 BL	0697380000	4008190018269	I.6
AP AKZ2.5K	0697260000	4008190128821	I.6
AP AKZ4	0294460000	4008190466268	I.4
AP AKZ4	0294460000	4008190466268	I.6
AP AKZ4	0294460000	4008190466268	E.3
AP AKZ4 BL	0294480000	4008190021832	I.6
AP AKZ4 BL	0294480000	4008190021832	E.3
AP AKZ4 GE	2077070000	4008190469535	I.6
AP AKZ4 KRG	0294420000	4008190128289	I.4
AP AKZ4 KRG	0294420000	4008190128289	I.6
AP ASK1	0380360000	4008190104115	I.6
AP ASK1 BL	0380380000	4008190126292	I.6
AP ASK1 DB	1753320000	4032248009015	I.6
AP ASK1 OR	0105360000	4008190100452	I.6
AP ASK1 RT	0380350000	4008190404659	I.6
AP AST1+5	0266460000	4008190045517	I.6
AP AST1+5 DB	0266400000	4008190176488	I.6
AP AST1+5 KRG	0266420000	4008190043483	I.4
AP AST1+5 KRG	0266420000	4008190043483	I.6
AP AST3+4 KRG	0298120000	4008190172213	I.4
AP AST3+4 KRG	0298120000	4008190172213	I.6
AP AST3+4/35 GE	2077060000	4032248424757	I.6
AP ATA1	2093550000		I.6
AP DK4	0359260000	4008190012991	I.6
AP DK4 BL	0359280000	4008190031213	I.6
AP DK4/380 Q	0438560000	4008190133351	I.6
AP DK4/380 Q	0438560000	4008190133351	I.4
AP DK4Q	1397160000	4008190125899	B.34
AP DK4Q	1397160000	4008190125899	A.34
AP DK4Q	1397160000	4008190125899	I.6
AP DK4Q BL	1397180000	4008190171728	I.6
AP DK4S	0631360000	4008190101329	I.6
AP DK4S BL	0631380000	4008190109820	I.6
AP DKIT4	0635060000	4008190012168	I.6
AP DKT4 PA	0687560000	4008190009465	I.6
AP DLD2.5	1317660000	4008190180508	I.6
AP DLD2.5 BL	1317680000	4008190400545	I.6
AP DLD2.5 DB	1784210000	4032248189878	I.6
AP DLD2.5/PE	1595960000	4008190164324	I.6
AP DLD2.5/PE DB	1783800000	4032248189830	I.6
AP DLI2.5	1313260000	4008190055028	I.6
AP DLI2.5 DB	1783550000	4032248189847	I.6
AP DSK1.5	0532960000	4008190093358	I.6
AP DUSA4/35	0401360000	4008190120986	I.6
AP KDKS1 1.5	9503330000	4008190124212	I.6
AP KDKS1 1.5 DB	9532470000	4032248039227	I.6
AP KDKS1 EN	9503340000	4008190157630	I.6
AP KSKM	9509630000	4008190456771	I.6
AP MAK2.5	1615280000	4008190193850	I.6
AP MAK2.5 DB	7917000000	4032248190911	I.6
AP OSC 10/16	9154850000	4008190899011	I.6
AP OSC 4	9154860000	4008190899004	I.6
AP PPT/35	3835120000	4008190003364	I.6
AP RSF1 KRG	0270420000	4008190099107	I.6
AP RSF2 KRG	0301420000	4008190168537	I.6
AP RSF3	0270460000	4008190110635	I.6
AP RV	4145220000	4008190401528	I.6
AP SAK16	0271160000	4008190120429	I.4
AP SAK16	0271160000	4008190120429	I.6
AP SAK16 BL	0271180000	4008190169800	I.6
AP SAK16 GE	2076900000	4032248424726	I.6
AP SAK16 KRG	0271120000	4008190062606	I.4
AP SAK16 KRG	0271120000	4008190062606	I.6
AP SAK2.5	0279560000	4008190075736	I.6
AP SAK2.5	0279560000	4008190075736	B.34
AP SAK2.5 BL	0279580000	4008190050702	I.6
AP SAK2.5 GE	0279500000	4008190404130	I.6
AP SAK2.5 KRG	0279520000	4008190014117	I.6
AP SAK2.5 KRG	0279520000	4008190014117	I.4
AP SAK2.5 KRG BL	0279570000	4008190022525	I.6
AP SAK2.5 KRS	0279530000	4008190025755	I.4
AP SAK2.5 OR	0279540000	4008190000073	I.6
AP SAK2.5/35	2144900000	4008190241797	I.6
AP SAK2.5/35 + AST3+4	0460560000	4008190048334	I.6
AP SAK2.5/35 BL	0460580000	4008190081164	I.6
AP SAK2.5/35 DB	0460490000	4008190394868	I.6
AP SAK2.5L KRG	0309220000	4008190049997	I.6
AP SAK2.5L KRG	0309220000	4008190049997	I.4
AP SAK2.5L KRG BL	0309270000	4008190124878	I.6
AP SAK35 KRG	0303620000	4008190050184	I.6
AP SAK35 KRG	0303620000	4008190050184	I.4
AP SAK35 KRG/BL	0303670000	4008190009113	I.6
AP SAK35/TW SAK16	0303660000	4008190110765	I.4
AP SAK35/TW SAK16	0303660000	4008190110765	I.6
AP SAK35/TW SAK16 BL	0303680000	4008190025199	I.6
AP SAK35/TW SAK16 GE	2076910000	4032248424733	I.6
AP SAK4 KRG M.FU	0460020000	4008190130206	I.6
AP SAK4-10	0117960000	4008190081485	I.6
AP SAK4-10 BL	0117980000	4008190171087	I.6
AP SAK4-10 DB	0105100000	4008190394875	I.6
AP SAK4-10 GE	2076890000	4032248424719	I.6
AP SAK4-10 GR 7042	1853970000	4032248389445	I.6
AP SAK4-10 I	0117910000	4008190183707	I.6
AP SAK4-10 KRG	0117920000	4008190135904	I.4
AP SAK4-10 KRG	0117920000	4008190135904	I.6
AP SAK4-10 KRG/BL	0117970000	4008190049607	I.6
AP SAK4-10 KRG/DB	0177600000	4008190059187	I.6
AP SAK4-10 OR	0105160000	4008190042677	I.6
AP SAK4-10 RT	0117900000	4008190125059	I.6
AP SAK70/35	0340960000	4008190098681	I.4
AP SAK70/35	0340960000	4008190098681	I.6
AP SAK95 KRG	0550920000	4008190160845	I.6
AP SAK95 KRG	0550920000	4008190160845	I.4
AP SAK95 KRG/BL	0550970000	4008190087968	I.6
AP SAKA KRG	0134220000	4008190167943	I.6
AP SAKA KRG	0134220000	4008190167943	I.4
AP SAKB/C/T BE	0146760000	4008190114985	I.6
AP SAKB/C/T BE	4140450000	4008190261740	I.6
AP SAKB/C/T KRG	0146720000	4008190027995	I.6
AP SAKB/C/T KRG	0146720000	4008190027995	B.27
AP SAKB/C/T KRG	0146720000	4008190027995	I.4
AP SAKB/C/T1 DB	4173520000	4008190233143	I.6
AP SAKD2.5N	0150960000	4008190071981	I.4
AP SAKD2.5N	0150960000	4008190071981	I.6
AP SAKD2.5N BL	0150980000	4008190014797	I.6
AP SAKH 4EX	0408730000	4008190101763	I.6
AP SAKH6-10 EP/SW	0131700000	4008190174880	I.6
AP SAKH6-10 KRG	0131720000	4008190040901	I.6
AP SAKH6/10 KRS	0131730000	4008190132729	I.4
AP SAKK4/10 KER/WS	9502630000	4008190047290	I.6
AP SAKR BE	0211360000	4008190184834	I.6
AP SAKR BE	0211360000	4008190184834	E.3
AP SAKR BE	0211360000	4008190184834	I.4
AP SAKR BE RS-SET	1820200000	4032248313334	I.6
AP SAKR BL	0211380000	4008190141943	I.6
AP SAKR KRG	0211320000	4008190126704	I.6
AP SAKS1+3 KRG	0191320000	4008190031688	I.4
AP SAKS1+3 KRG	0191320000	4008190031688	I.6
AP SAKS1+3 KRG	0191320000	4008190031688	B.27
AP SAKS1+3 KRG/DB	0191300000	4008190099763	I.6
AP SAKT2 KRG	0329120000	4008190012793	I.6
AP SAKT2 KRG	0329120000	4008190012793	I.4
AP SAKT4 KRG	0244920000	4008190108953	I.6
AP ST5 PA/BE	0447260000	4032248183913	I.6
AP ST5 PPO/SW	0447240000	4008190457044	I.6
AP STA2.5 0.5MM	2012770000	4008190236823	I.6
AP TAL	0212260000	4008190104740	I.6
AP TOP2.5T-AST6T	0582560000		I.4
AP TOP4SF-FF	0483460000	4008190081614	I.6
AP TOP4SF-FF	0483460000	4008190081614	I.4
AP TW/SS.../35	1333200000	4008190188016	I.6
AP VLI1.5	1633260000	4008190257729	I.6
AP VLI1.5 DB	1784150000	4032248190140	I.6
AP VLI1.5/PE	1633320000	4008190257774	I.6
AP VLI1.5/PE DB	1784160000	4032248190157	I.6
ASK 1/15	0376860000	4008190141202	E.7
ASK 1/EN	0474560000	4008190020880	C.5
ASK 1/EN LD 120K 230VDC	0225660000	4008190086480	C.5
ASK 1/EN LD 15K 24VDC	0222760000	4008190024789	C.5
ASK 1/EN LD 1D 115VAC	0225560000	4008190163419	C.5
ASK 1/EN LD 1D 230VAC	0225760000	4008190126773	C.5
ASK 1/EN LD 1D 24VAC	0222860000	4008190099572	C.5
ASK 1/EN LD 1D 48VAC	0225360000	4008190136277	C.5
ASK 1/EN LD 27K 48VDC	0225260000	4008190185022	C.5
ASK 1/EN LD 33K 60VDC	0226460000	4008190148591	C.5
ASK 1/EN LD 56K 115VDC	0225460000	4008190013684	C.5
AST 1 6.3	0266360000	4008190143411	B.36
AST 1 6.3 KRG	0266320000	4008190167981	B.44
AST 1 6.3/2.8	0478260000	4008190003043	B.36
AST 1 6.3/2.8 KRG	0478220000	4008190140625	B.44
AST 1/35 6.3	0664860000	4008190103279	A.36
AST 1/35 6.3/2.8	0699660000	4008190041861	A.36
AST 3 6.3	0236760000	4008190177935	B.36
AST 3 6.3 KRG	0298020000	4008190156831	B.44
AST 3 6.3/2.8 KRG	0442420000	4008190002923	B.44
AST 3 6.3/2.8 KRG/BL	0442470000		B.44
AST 3/35 6.3	0479360000	4008190132941	A.36
AST 3/35 6.3/2.8	0460360000	4008190001094	A.36
AST 4 SF 6.3 KRG	0321220000	4008190167646	B.45
AST 4 SF 6.3/2.8 KRG	0439120000	4008190005146	B.45
AST 4/35 SF 6.3	0479460000	4008190108625	A.37
AST 4/35 SF 6.3/2.8	0460460000	4008190061319	A.37
AST 5 SF 6.3	0334560000	4008190051587	B.37
AST 5 SF 6.3 KRG	0334520000	4008190043247	B.45
AST 5 SF 6.3/2.8	0479260000	4008190084486	B.37
AST 5 SF 6.3/2.8 KRG	0479220000	4008190021795	B.45
AST 5/35 6.3	0699760000	4008190133757	A.37
AST 5/35 SF 6.3/2.8	0664960000	4008190043322	A.37
B			
BEZ.-KARTE ADP	0566700000	4008190000127	I.16
BFEH 1/WSH	1082400000	4008190989057	G.7
BFSC M2.5X18 PA/RT	0303300000	4008190040673	I.17
BFSC M3X22 PA/RT	0128900000	4008190084158	I.17
BFSC M3X25	0292500000	4008190177027	I.12
BFSC M3X25	0292500000	4008190177027	I.10
BFSC M3X30	0296200000	4008190043391	I.10
BFSC M3X35	0309800000	4008190058838	I.10
BFSC M3X7 STV1/5	0199700000	4008190186623	I.9
BFSC M4X30	0267100000	4008190187897	I.9
BFSC M4X30	0267100000	4008190187897	H.3
BFSC M4X30	0267100000	4008190187897	I.10
BFSC M4X32 PA/RT	0129100000	4008190020842	I.17
BFSC M4X35	0298900000	4008190090487	I.12
BFSC M4X9T	0103300000	4008190023348	H.3
BFSC M4X9T	0103300000	4008190023348	I.9
BFSC M5X45	0345600000	4008190058739	I.9
BFSC M5X45 PA/NA	0344400000	4008190029203	I.17
BFSC M5X8	0296700000	4008190881764	H.2
BIT C6,3 Z 0,6X3,5X39	9025570000	4008190161866	J.24
BIT C6,3 Z 0,8X4,0X39	9025590000	4008190151935	J.24
BK 12 CRN	0625320000	4008190156541	F.5
BK 12/E	7906100000	4008190576301	F.6
BK 2 CRN	0624720000	4008190158583	F.5
BK 2/E	7906040000	4008190576240	F.6
BK 3 CRN	0624920000	4008190157739	F.5
BK 3/E	7906060000	4008190576264	F.6
BK 4 CRN	0625120000	4008190013875	F.5
BK 4/E	7906080000	4008190576288	F.6
BK 6 CRN	0625220000	4008190026417	F.5
BK 6/E	7906090000	4008190576295	F.6
BS 25 IH/BL SAKT1	0335400000	4008190086879	I.21
BS 25 IH/GE SAKT1	0335700000	4008190189235	I.21
BS 25 IH/GN SAKT1	0335600000	4008190113490	I.21
BS 25 IH/GR SAKT1	0335300000	4008190136864	I.21
BS 25 IH/RT SAKT1	0335500000	4008190118877	I.21
BS 25 IH/SW SAKT1	0335200000	4008190114039	I.21

Type	Order No.	EAN-No.	Page
BS 25 IH/VI SAKT1	0335800000	4008190039196	I.21
BS 25 O.IH SAKT1	0334700000	4008190118839	I.21
BS 35/WSH 2	1760720000	4008190068714	G.7
BS 35II KLBÜ HOLDER	1723800000	4008190377038	G.10
BS 35II KLBÜ2X3-8/2X2-6	1768020000	4032248109296	G.10
BS 35II KLBÜ3-8	1723810000	4008190377007	G.10
BS 35II KLBÜ3-8/2X2-6	1749430000	4032248013210	G.10
BS 35II/KLBÜ 4-13.5	1723820000	4008190377014	G.10
BST 2 BEZEICHNUNGSSTR.	1287700000	4008190132392	I.17
BTWZ KLBÜ	1742630000	4008190980764	G.8
BZT 1 WS 10/5	1805490000	4032248270231	K.14
BZT 1 ZA WS10/5	1805520000	4032248270248	K.14
BZT 2 WS 10/5	1805480000	4032248270224	K.14
BZT 2 ZA WS 10/5	1805530000	4032248270255	K.14

C

CleanUnit PrintJet II	1858950000	4032248410668	K.19
CTI 6	9006120000	4008190044527	J.8
CTI 6 S	9006210000	4008190166694	J.8

D

DEK 5 BL NEUTRAL	0473391693	4008190187415	K.20
DEK 5 BR NEUTRAL	0473391692	4008190100056	K.20
DEK 5 FS 1-50	0473560001	4008190133412	K.20
DEK 5 FS 101-150	0473560101	4008190009632	K.20
DEK 5 FS 151-200	0473560151	4008190038922	K.20
DEK 5 FS 201-250	0473560201	4008190003272	K.20
DEK 5 FS 251-300	0473560251	4008190112073	K.20
DEK 5 FS 301-350	0473560301	4008190150938	K.20
DEK 5 FS 351-400	0473560351	4008190148041	K.20
DEK 5 FS 401-450	0473560401	4008190188504	K.20
DEK 5 FS 451-500	0473560451	4008190074982	K.20
DEK 5 FS 501-550	0473560501	4008190155605	K.20
DEK 5 FS 51-100	0473560051	4008190083809	K.20
DEK 5 FS 551-600	0473560551	4008190120498	K.20
DEK 5 FS 601-650	0473560601	4008190048143	K.20
DEK 5 FS 651-700	0473560651	4008190092559	K.20
DEK 5 FS 701-750	0473560701	4008190059217	K.20
DEK 5 FS 751-800	0473560751	4008190027384	K.20
DEK 5 FS 801-850	0473560801	4008190032715	K.20
DEK 5 FS 851-900	0473560851	4008190044220	K.20
DEK 5 FS 901-950	0473560901	4008190088873	K.20
DEK 5 FS 951-999	0473560951	4008190178475	K.20
DEK 5 FSZ 1-10	0460660001	4008190186685	K.20
DEK 5 FSZ 11-20	0460660011	4008190087647	K.20
DEK 5 FSZ 18,20,...32	0582360018	4008190187422	K.20
DEK 5 FSZ 2,4,6...16	0582360002	4008190125363	K.20
DEK 5 FSZ 21-30	0460660021	4008190105358	K.20
DEK 5 FSZ 31-40	0460660031	4008190049782	K.20
DEK 5 FSZ 41-50	0460660041	4008190112660	K.20
DEK 5 FSZ 51-60	0460660051	4008190138226	K.20
DEK 5 FSZ 61-70	0460660061	4008190054601	K.20
DEK 5 FSZ 71-80	0460660071	4008190089634	K.20
DEK 5 FSZ 81-90	0460660081	4008190050962	K.20
DEK 5 FSZ 91-100	0460660091	4008190130794	K.20
DEK 5 FW FARBIG	0132690000		K.20
DEK 5 FW 1,3,5,...99	1358460000	4008190128883	K.20
DEK 5 FW 1-50	0473460001	4008190135157	K.20
DEK 5 FW 10-500	0132660010	4008190162399	K.20
DEK 5 FW 101-150	0473460101	4008190033323	K.20
DEK 5 FW 151-200	0473460151	4008190062958	K.20
DEK 5 FW 2,4,...100	1358560000	4008190075156	K.20
DEK 5 FW 201-250	0473460201	4008190014520	K.20
DEK 5 FW 251-300	0473460251	4008190123529	K.20
DEK 5 FW 301-350	0473460301	4008190113094	K.20
DEK 5 FW 351-400	0473460351	4008190110444	K.20
DEK 5 FW 401-450	0473460401	4008190138899	K.20
DEK 5 FW 451-500	0473460451	4008190024413	K.20
DEK 5 FW 501-550	0473460501	4008190091668	K.20
DEK 5 FW 51-100	0473460051	4008190085667	K.20
DEK 5 FW 551-600	0473460551	4008190056100	K.20
DEK 5 FW 601-650	0473460601	4008190161750	K.20
DEK 5 FW 651-700	0473460651	4008190050542	K.20
DEK 5 FW 701-750	0473460701	4008190004743	K.20
DEK 5 FW 751-800	0473460751	4008190128012	K.20
DEK 5 FW 801-850	0473460801	4008190120610	K.20
DEK 5 FW 851-900	0473460851	4008190131784	K.20
DEK 5 FW 901-950	0473460901	4008190162511	K.20
DEK 5 FW 951-999	0473460951	4008190062408	K.20
DEK 5 FW U1-PE1	0133161114	4008190044121	K.20
DEK 5 FW U2-PE2	0133161115	4008190115524	K.20
DEK 5 FW U3-PE3	0133161116	4008190150389	K.20
DEK 5 FW U4-PE4	0133161117	4008190183226	K.20
DEK 5 FW U5-PE5	0133161118	4008190146146	K.20
DEK 5 FW U6-PE6	0133161119	4008190071189	K.20
DEK 5 FW U7-PE7	0133161120	4008190103767	K.20
DEK 5 FW U8-PE8	0133161121	4008190145880	K.20
DEK 5 FW U9-PE9	0133161122	4008190151416	K.20
DEK 5 FW X1-Z1	0133261150	4008190100940	K.20
DEK 5 FW X10-Z10	0133261159	4008190083052	K.20
DEK 5 FW X2-Z2	0133261151	4008190189228	K.20
DEK 5 FW X3-Z3	0133261152	4008190088484	K.20
DEK 5 FW X4-Z4	0133261153	4008190105204	K.20
DEK 5 FW X5-Z5	0133261154	4008190085315	K.20
DEK 5 FW X6-Z6	0133261155	4008190064518	K.20
DEK 5 FW X7-Z7	0133261156	4032248044467	K.20
DEK 5 FW X8-Z8	0133261157	4008190033231	K.20
DEK 5 FW X9-Z9	0133261158	4008190094577	K.20
DEK 5 FWZ 1,3,5-19	0235860000	4008190066420	K.20
DEK 5 FWZ 1-10	0523060001	4008190021726	K.20
DEK 5 FWZ 1-9	1572000000	4008190177164	K.20
DEK 5 FWZ 11-20	0523060011	4008190112219	K.20
DEK 5 FWZ 2,4,6-20	0236160000	4008190028664	K.20
DEK 5 FWZ 21,23,25-39	0235960000	4008190115326	K.20
DEK 5 FWZ 21-30	0523060021	4008190129897	K.20
DEK 5 FWZ 22,24,26-40	0236260000	4008190185473	K.20
DEK 5 FWZ 31-40	0523060031	4008190074678	K.20
DEK 5 FWZ 41,43,45-59	0236060000	4008190144081	K.20
DEK 5 FWZ 41-50	0523060041	4008190172480	K.20
DEK 5 FWZ 42,44,46-60	0236360000	4008190116118	K.20
DEK 5 FWZ 51-60	0523060051	4008190162436	K.20
DEK 5 FWZ 61-70	0523060061	4008190079482	K.20
DEK 5 FWZ 71-80	0523060071	4008190114589	K.20
DEK 5 FWZ 81-90	0523060081	4008190075873	K.20
DEK 5 FWZ 91-100	0523060091	4008190000653	K.20
DEK 5 FWZ L1-EIK	0354361203	4008190042257	K.20
DEK 5 FWZ L1-PE	0354361187	4008190047054	K.20
DEK 5 FWZ U,V,W,N,PE	0558360000	4008190075217	K.20
DEK 5 GE NEUTRAL	0473391687	4008190131586	K.20
DEK 5 GN NEUTRAL	0473391688	4008190057473	K.20
DEK 5 GR NEUTRAL	0473391691	4008190165079	K.20
DEK 5 GS A	0132961021	4008190078904	K.20
DEK 5 GS B	0132961022	4008190121631	K.20
DEK 5 GS C	0132961023	4008190162221	K.20
DEK 5 GS D	0132961024	4008190131876	K.20
DEK 5 GS E	0132961025	4008190064402	K.20
DEK 5 GS ERDE	0157261202	4008190145774	K.20
DEK 5 GS ERDE IM KREIS	0157261203	4008190046415	K.20
DEK 5 GS F	0132961026	4008190186357	K.20
DEK 5 GS G	0132961027	4008190046910	K.20
DEK 5 GS H	0132961028	4008190061142	K.20
DEK 5 GS I	0132961029	4008190074494	K.20
DEK 5 GS J	0132961030	4008190084073	K.20
DEK 5 GS K	0132961031	4008190177669	K.20
DEK 5 GS L	0132961032	4008190081003	K.20
DEK 5 GS M	0132961033	4008190102821	K.20
DEK 5 GS MP	0157261235		K.20
DEK 5 GS N	0132961034	4008190087883	K.20
DEK 5 GS O	0132961035	4008190071691	K.20
DEK 5 GS P	0132961036	4008190173937	K.20
DEK 5 GS PE	0157261187	4008190064471	K.20
DEK 5 GS Q	0132961037	4008190050122	K.20
DEK 5 GS R	0132961038	4008190080105	K.20
DEK 5 GS S	0132961039	4008190109882	K.20
DEK 5 GS T	0132961040	4008190094546	K.20
DEK 5 GS U	0132961041	4008190049164	K.20
DEK 5 GS V	0132961042	4008190123604	K.20
DEK 5 GS W	0132961043	4008190160234	K.20
DEK 5 GS X	0132961044	4008190161057	K.20
DEK 5 GS Y	0132961045	4008190161125	K.20
DEK 5 GS Z	0132961046	4008190089375	K.20
DEK 5 GW	0576260000	4008190163297	K.20
DEK 5 GW +	0576261198	4008190429072	K.20
DEK 5 GW -	0576261199	4008190429058	K.20
DEK 5 GW 1	0522660001	4008190122393	K.20
DEK 5 GW 10	0522660010	4008190162788	K.20
DEK 5 GW 100	0522660100	4008190014124	K.20
DEK 5 GW 101	0522660101	4008190011451	K.20
DEK 5 GW 102	0522660102	4008190162474	K.20
DEK 5 GW 103	0522660103	4008190123314	K.20
DEK 5 GW 104	0522660104	4008190010973	K.20
DEK 5 GW 105	0522660105	4008190052805	K.20
DEK 5 GW 106	0522660106	4008190094799	K.20
DEK 5 GW 107	0522660107	4008190063658	K.20
DEK 5 GW 108	0522660108	4008190186661	K.20
DEK 5 GW 109	0522660109	4008190083953	K.20
DEK 5 GW 11	0522660011	4008190022051	K.20
DEK 5 GW 110	0522660110	4008190104825	K.20
DEK 5 GW 111	0522660111	4008190118082	K.20
DEK 5 GW 112	0522660112	4008190130022	K.20
DEK 5 GW 113	0522660113	4008190070120	K.20
DEK 5 GW 114	0522660114	4008190164263	K.20
DEK 5 GW 115	0522660115	4008190067694	K.20
DEK 5 GW 116	0522660116	4008190089498	K.20
DEK 5 GW 117	0522660117	4008190074517	K.20
DEK 5 GW 118	0522660118	4008190023423	K.20
DEK 5 GW 119	0522660119	4008190161620	K.20
DEK 5 GW 12	0522660012	4008190034764	K.20
DEK 5 GW 120	0522660120	4008190122720	K.20
DEK 5 GW 121	0522660121	4008190186135	K.20
DEK 5 GW 122	0522660122	4008190178680	K.20
DEK 5 GW 123	0522660123	4008190135669	K.20
DEK 5 GW 124	0522660124	4008190054977	K.20
DEK 5 GW 125	0522660125	4008190164140	K.20
DEK 5 GW 126	0522660126	4008190011475	K.20
DEK 5 GW 127	0522660127	4008190012335	K.20
DEK 5 GW 128	0522660128	4008190012519	K.20
DEK 5 GW 129	0522660129	4008190131333	K.20
DEK 5 GW 13	0522660013	4008190047245	K.20
DEK 5 GW 130	0522660130	4008190103033	K.20
DEK 5 GW 131	0522660131	4008190147815	K.20
DEK 5 GW 132	0522660132	4008190156077	K.20
DEK 5 GW 133	0522660133	4008190128111	K.20
DEK 5 GW 134	0522660134	4008190098940	K.20
DEK 5 GW 135	0522660135	4008190187705	K.20
DEK 5 GW 136	0522660136	4008190050771	K.20
DEK 5 GW 137	0522660137	4008190103873	K.20
DEK 5 GW 138	0522660138	4008190084066	K.20
DEK 5 GW 139	0522660139	4008190028053	K.20
DEK 5 GW 14	0522660014	4008190177706	K.20
DEK 5 GW 140	0522660140	4008190164966	K.20
DEK 5 GW 141	0522660141	4008190035082	K.20
DEK 5 GW 142	0522660142	4008190059361	K.20
DEK 5 GW 143	0522660143	4008190082796	K.20
DEK 5 GW 144	0522660144	4008190033880	K.20
DEK 5 GW 145	0522660145	4008190139957	K.20
DEK 5 GW 146	0522660146	4008190053567	K.20
DEK 5 GW 147	0522660147	4008190086572	K.20
DEK 5 GW 148	0522660148	4008190082406	K.20
DEK 5 GW 149	0522660149	4008190042134	K.20
DEK 5 GW 15	0522660015	4008190081997	K.20
DEK 5 GW 150	0522660150	4008190155353	K.20
DEK 5 GW 151	0522660151	4008190040840	K.20
DEK 5 GW 152	0522660152	4008190116897	K.20
DEK 5 GW 153	0522660153	4008190120443	K.20
DEK 5 GW 154	0522660154	4008190087456	K.20
DEK 5 GW 155	0522660155	4008190017941	K.20
DEK 5 GW 156	0522660156	4008190138653	K.20
DEK 5 GW 157	0522660157	4008190186012	K.20
DEK 5 GW 158	0522660158	4008190008291	K.20
DEK 5 GW 159	0522660159	4008190019457	K.20
DEK 5 GW 16	0522660016	4008190175252	K.20
DEK 5 GW 160	0522660160	4008190071868	K.20
DEK 5 GW 161	0522660161	4008190163846	K.20
DEK 5 GW 162	0522660162	4008190064938	K.20
DEK 5 GW 163	0522660163	4008190084448	K.20
DEK 5 GW 164	0522660164	4008190067182	K.20
DEK 5 GW 165	0522660165	4008190049133	K.20
DEK 5 GW 166	0522660166	4008190150471	K.20
DEK 5 GW 167	0522660167	4008190023959	K.20
DEK 5 GW 168	0522660168	4008190087548	K.20
DEK 5 GW 169	0522660169	4008190078256	K.20
DEK 5 GW 17	0522660017	4008190006952	K.20
DEK 5 GW 170	0522660170	4008190107048	K.20
DEK 5 GW 171	0522660171	4008190059729	K.20
DEK 5 GW 172	0522660172	4008190131371	K.20
DEK 5 GW 173	0522660173	4008190165895	K.20
DEK 5 GW 174	0522660174	4008190010423	K.20
DEK 5 GW 175	0522660175	4008190162849	K.20
DEK 5 GW 176	0522660176	4008190089269	K.20
DEK 5 GW 177	0522660177	4008190014308	K.20
DEK 5 GW 178	0522660178	4008190057718	K.20
DEK 5 GW 179	0522660179	4008190064969	K.20
DEK 5 GW 18	0522660018	4008190181888	K.20
DEK 5 GW 180	0522660180	4008190104313	K.20
DEK 5 GW 181	0522660181	4008190037086	K.20
DEK 5 GW 182	0522660182	4008190125196	K.20
DEK 5 GW 183	0522660183	4008190020897	K.20
DEK 5 GW 184	0522660184	4008190035044	K.20
DEK 5 GW 185	0522660185	4008190013493	K.20
DEK 5 GW 186	0522660186	4008190146061	K.20
DEK 5 GW 187	0522660187	4008190087036	K.20
DEK 5 GW 188	0522660188	4008190146559	K.20
DEK 5 GW 189	0522660189	4008190168711	K.20
DEK 5 GW 19	0522660019	4008190131357	K.20
DEK 5 GW 190	0522660190	4008190182939	K.20
DEK 5 GW 191	0522660191	4008190132910	K.20
DEK 5 GW 192	0522660192	4008190045258	K.20
DEK 5 GW 193	0522660193	4008190148034	K.20
DEK 5 GW 194	0522660194	4008190177553	K.20
DEK 5 GW 195	0522660195	4008190171650	K.20
DEK 5 GW 196	0522660196	4008190164799	K.20
DEK 5 GW 197	0522660197	4008190086671	K.20
DEK 5 GW 198	0522660198	4008190161446	K.20
DEK 5 GW 199	0522660199	4008190045500	K.20
DEK 5 GW 2	0522660002	4008190119843	K.20
DEK 5 GW 20	0522660020	4008190164492	K.20
DEK 5 GW 200	0522660200	4008190057329	K.20
DEK 5 GW 21	0522660021	4008190039660	K.20
DEK 5 GW 22	0522660022	4008190104405	K.20
DEK 5 GW 23	0522660023	4008190097035	K.20
DEK 5 GW 24	0522660024	4008190052478	K.20
DEK 5 GW 25	0522660025	4008190008277	K.20
DEK 5 GW 26	0522660026	4008190081805	K.20
DEK 5 GW 27	0522660027	4008190119904	K.20
DEK 5 GW 28	0522660028	4008190120719	K.20
DEK 5 GW 29	0522660029	4008190120924	K.20
DEK 5 GW 3	0522660003	4008190116101	K.20
DEK 5 GW 30	0522660030	4008190094232	K.20
DEK 5 GW 31	0522660031	4008190020347	K.20
DEK 5 GW 32	0522660032	4008190064839	K.20
DEK 5 GW 33	0522660033	4008190073183	K.20
DEK 5 GW 34	0522660034	4008190044992	K.20
DEK 5 GW 35	0522660035	4008190016494	K.20
DEK 5 GW 36	0522660036	4008190106256	K.20
DEK 5 GW 37	0522660037	4008190159139	K.20
DEK 5 GW 38	0522660038	4008190021146	K.20
DEK 5 GW 39	0522660039	4008190001285	K.20
DEK 5 GW 4	0522660004	4008190040253	K.20
DEK 5 GW 40	0522660040	4008190175771	K.20
DEK 5 GW 41	0522660041	4008190082789	K.20
DEK 5 GW 42	0522660042	4008190143725	K.20
DEK 5 GW 43	0522660043	4008190166793	K.20
DEK 5 GW 44	0522660044	4008190000219	K.20
DEK 5 GW 45	0522660045	4008190142520	K.20
DEK 5 GW 46	0522660046	4008190056889	K.20
DEK 5 GW 47	0522660047	4008190161507	K.20

Type	Order No.	EAN-No.	Page
DEK 5 GW 48	0522660048	4008190003777	K.20
DEK 5 GW 49	0522660049	4008190189648	K.20
DEK 5 GW 5	0522660005	4008190119287	K.20
DEK 5 GW 50	0522660050	4008190150716	K.20
DEK 5 GW 51	0522660051	4008190072339	K.20
DEK 5 GW 52	0522660052	4008190149116	K.20
DEK 5 GW 53	0522660053	4008190033651	K.20
DEK 5 GW 54	0522660054	4008190037130	K.20
DEK 5 GW 55	0522660055	4008190004521	K.20
DEK 5 GW 56	0522660056	4008190161262	K.20
DEK 5 GW 57	0522660057	4008190055585	K.20
DEK 5 GW 58	0522660058	4008190104351	K.20
DEK 5 GW 59	0522660059	4008190116538	K.20
DEK 5 GW 6	0522660006	4008190160890	K.20
DEK 5 GW 60	0522660060	4008190051129	K.20
DEK 5 GW 61	0522660061	4008190179465	K.20
DEK 5 GW 62	0522660062	4008190117665	K.20
DEK 5 GW 63	0522660063	4008190172602	K.20
DEK 5 GW 64	0522660064	4008190001711	K.20
DEK 5 GW 65	0522660065	4008190174750	K.20
DEK 5 GW 66	0522660066	4008190157555	K.20
DEK 5 GW 67	0522660067	4008190067427	K.20
DEK 5 GW 68	0522660068	4008190131968	K.20
DEK 5 GW 69	0522660069	4008190004682	K.20
DEK 5 GW 7	0522660007	4008190011949	K.20
DEK 5 GW 70	0522660070	4008190070199	K.20
DEK 5 GW 71	0522660071	4008190024284	K.20
DEK 5 GW 72	0522660072	4008190167028	K.20
DEK 5 GW 73	0522660073	4008190048426	K.20
DEK 5 GW 74	0522660074	4008190083984	K.20
DEK 5 GW 75	0522660075	4008190118600	K.20
DEK 5 GW 76	0522660076	4008190080464	K.20
DEK 5 GW 77	0522660077	4008190006693	K.20
DEK 5 GW 78	0522660078	4008190122607	K.20
DEK 5 GW 79	0522660079	4008190165345	K.20
DEK 5 GW 8	0522660008	4008190171513	K.20
DEK 5 GW 80	0522660080	4008190016500	K.20
DEK 5 GW 81	0522660081	4008190021658	K.20
DEK 5 GW 82	0522660082	4008190145743	K.20
DEK 5 GW 83	0522660083	4008190042028	K.20
DEK 5 GW 84	0522660084	4008190128968	K.20
DEK 5 GW 85	0522660085	4008190143718	K.20
DEK 5 GW 86	0522660086	4008190121822	K.20
DEK 5 GW 87	0522660087	4008190098957	K.20
DEK 5 GW 88	0522660088	4008190004187	K.20
DEK 5 GW 89	0522660089	4008190063436	K.20
DEK 5 GW 9	0522660009	4008190105129	K.20
DEK 5 GW 90	0522660090	4008190079802	K.20
DEK 5 GW 91	0522660091	4008190101466	K.20
DEK 5 GW 92	0522660092	4008190049973	K.20
DEK 5 GW 93	0522660093	4008190153533	K.20
DEK 5 GW 94	0522660094	4008190065126	K.20
DEK 5 GW 95	0522660095	4008190095925	K.20
DEK 5 GW 96	0522660096	4008190089696	K.20
DEK 5 GW 97	0522660097	4008190082697	K.20
DEK 5 GW 98	0522660098	4008190003876	K.20
DEK 5 GW 99	0522660099	4008190078713	K.20
DEK 5 GW A	0522761021	4008190037185	K.20
DEK 5 GW A KLEIN	0522861047	4008190017057	K.20
DEK 5 GW B	0522761022	4008190079321	K.20
DEK 5 GW B KLEIN	0522861048	4008190098452	K.20
DEK 5 GW BL/SW -	0576291741	4008190081393	K.20
DEK 5 GW C	0522761023	4008190085278	K.20
DEK 5 GW C KLEIN	0522861049	4008190107895	K.20
DEK 5 GW D	0522761024	4008190090234	K.20
DEK 5 GW D KLEIN	0522861050	4008190103804	K.20
DEK 5 GW E	0522761025	4008190022891	K.20
DEK 5 GW E KLEIN	0522861051	4008190038663	K.20
DEK 5 GW ERDE	0576261202	4008190040352	K.20
DEK 5 GW ERDE I.KR.	0576261203	4008190167097	K.20
DEK 5 GW F	0522761026	4008190110079	K.20
DEK 5 GW F KLEIN	0522861052	4008190128494	K.20
DEK 5 GW G	0522761027	4008190160104	K.20
DEK 5 GW G KLEIN	0522861053	4008190180768	K.20
DEK 5 GW H	0522761028	4008190019471	K.20
DEK 5 GW H KLEIN	0522861054	4008190042936	K.20
DEK 5 GW I	0522761029	4008190187019	K.20
DEK 5 GW I KLEIN	0522861055	4008190023430	K.20
DEK 5 GW J	0522761030	4008190042127	K.20
DEK 5 GW J KLEIN	0522861056	4008190157746	K.20
DEK 5 GW K	0522761031	4008190136727	K.20
DEK 5 GW K KLEIN	0522861057	4008190100971	K.20
DEK 5 GW L	0522761032	4008190003845	K.20
DEK 5 GW L KLEIN	0522861058	4008190162061	K.20
DEK 5 GW L1	0522361075	4008190138882	K.20
DEK 5 GW L2	0522361076	4008190149895	K.20
DEK 5 GW L3	0522361077	4008190088903	K.20
DEK 5 GW M	0522761033	4008190025267	K.20
DEK 5 GW M KLEIN	0522861059	4008190186739	K.20
DEK 5 GW MP	0537261235	4008190177775	K.20
DEK 5 GW N	0522761034	4008190045746	K.20
DEK 5 GW N KLEIN	0522861060	4008190158774	K.20
DEK 5 GW O	0522761035	4008190184360	K.20
DEK 5 GW O KLEIN	0522861061	4008190110260	K.20
DEK 5 GW P	0522761036	4008190097509	K.20
DEK 5 GW P KLEIN	0522861062	4008190024727	K.20
DEK 5 GW PE	0537261187	4008190048266	K.20
DEK 5 GW PEN	0537261188	4008190121532	K.20
DEK 5 GW Q	0522761037	4008190008697	K.20
DEK 5 GW Q KLEIN	0522861063	4008190129316	K.20

Type	Order No.	EAN-No.	Page
DEK 5 GW R	0522761038	4008190038359	K.20
DEK 5 GW R KLEIN	0522861064	4008190161378	K.20
DEK 5 GW RT/SW +	0576291737	4008190118228	K.20
DEK 5 GW S	0522761039	4008190031947	K.20
DEK 5 GW S KLEIN	0522861065	4008190157654	K.20
DEK 5 GW SL	0537261191		K.20
DEK 5 GW T	0522761040	4008190052140	K.20
DEK 5 GW T KLEIN	0522861066	4008190153083	K.20
DEK 5 GW U	0522761041	4008190162382	K.20
DEK 5 GW U KLEIN	0522861067	4008190075880	K.20
DEK 5 GW V	0522761042	4008190045647	K.20
DEK 5 GW V KLEIN	0522861068	4008190153687	K.20
DEK 5 GW W	0522761043	4008190118983	K.20
DEK 5 GW W KLEIN	0522861069	4008190039417	K.20
DEK 5 GW W-STROM	0576261215	4008190010003	K.20
DEK 5 GW X	0522761044	4008190119966	K.20
DEK 5 GW X KLEIN	0522861070	4008190141615	K.20
DEK 5 GW Y	0522761045	4008190083977	K.20
DEK 5 GW Y KLEIN	0522861071	4008190108496	K.20
DEK 5 GW Z	0522761046	4008190047337	K.20
DEK 5 GW Z KLEIN	0522861072	4008190074265	K.20
DEK 5 NEUTRAL	0473360000	4008190065720	K.9
DEK 5 NEUTRAL	0473360000	4008190065720	K.20
DEK 5 OR NEUTRAL	0473391690	4008190159375	K.20
DEK 5 RT NEUTRAL	0473391686	4008190014025	K.20
DEK 5 SONDERDRUCK	0490760000	4008190450250	K.9
DEK 5 SW NEUTRAL	0473391694	4008190085407	K.20
DEK 5 VI NEUTRAL	0473391689	4008190102494	K.20
DEK 5/3,5 MC bedruckt	1767730000	4032248102532	K.9
DEK 5/3,5 MC bedruckt	1767730000	4032248102532	K.20
DEK 5/3,5 MC FSZ 1-10	1762320001	4032248043552	K.20
DEK 5/3,5 MC FSZ 101-110	1762320101	4032248043651	K.20
DEK 5/3,5 MC FSZ 11-20	1762320011	4032248043569	K.20
DEK 5/3,5 MC FSZ 111-120	1762320111	4032248043668	K.20
DEK 5/3,5 MC FSZ 121-130	1762320121	4032248043675	K.20
DEK 5/3,5 MC FSZ 131-140	1762320131	4032248043682	K.20
DEK 5/3,5 MC FSZ 141-150	1762320141	4032248043699	K.20
DEK 5/3,5 MC FSZ 21-30	1762320021	4032248043576	K.20
DEK 5/3,5 MC FSZ 31-40	1762320031	4032248043583	K.20
DEK 5/3,5 MC FSZ 41-50	1762320041	4032248043590	K.20
DEK 5/3,5 MC FSZ 51-60	1762320051	4032248043606	K.20
DEK 5/3,5 MC FSZ 61-70	1762320061	4032248043613	K.20
DEK 5/3,5 MC FSZ 71-80	1762320071	4032248043620	K.20
DEK 5/3,5 MC FSZ 81-90	1762320081	4032248043637	K.20
DEK 5/3,5 MC FSZ 91-100	1762320091	4032248043644	K.20
DEK 5/3,5 MC GW 0	1755281000	4032248017454	K.20
DEK 5/3,5 MC GW 1	1755280001	4032248017362	K.20
DEK 5/3,5 MC GW 2	1755280002	4032248017379	K.20
DEK 5/3,5 MC GW 3	1755280003	4032248017386	K.20
DEK 5/3,5 MC GW 4	1755280004	4032248017393	K.20
DEK 5/3,5 MC GW 5	1755280005	4032248017409	K.20
DEK 5/3,5 MC GW 6	1755280006	4032248017416	K.20
DEK 5/3,5 MC GW 7	1755280007	4032248017423	K.20
DEK 5/3,5 MC GW 8	1755280008	4032248017430	K.20
DEK 5/3,5 MC GW 9	1755280009	4032248017447	K.20
DEK 5/3,5 MC NEUTRAL	1755270000	4032248017348	K.9
DEK 5/3,5 MC NEUTRAL	1755270000	4032248017348	K.20
DEK 5/5 MC BEDRUCKT	1609810000	4008190456597	K.9
DEK 5/5 MC BEDRUCKT	1609810000	4008190456597	K.20
DEK 5/5 MC-10 NEUT. BL	1609801693	4008190397166	K.20
DEK 5/5 MC-10 NEUT. GE	1609801687	4008190397135	K.20
DEK 5/5 MC-10 NEUT. GN	1609801688	4008190397142	K.20
DEK 5/5 MC-10 NEUT. GR	1609801691	4008190397159	K.20
DEK 5/5 MC-10 NEUT. RT	1609801686	4008190397128	K.20
DEK 5/5 MC-10 NEUT. VAR	1609800000		K.20
DEK 5/5 MC-10 NEUT. WS	1609801044	4008190397111	K.20
DEK 5/5 MC-10 NEUT. WS	1609801044	4008190397111	K.9
DEK 5/5 Plus MC Neutral	1854490000	4032248393596	K.9
DEK 5/6 MC BEDRUCKT	1609830000	4008190456603	K.9
DEK 5/6 MC BEDRUCKT	1609830000	4008190456603	K.20
DEK 5/6 MC NEUTRAL	1609820000	4008190203436	K.9
DEK 5/6 MC NEUTRAL	1609820000	4008190203436	K.20
DEK 5/6,5 MC BEDRUCKT	1609850000	4008190456610	K.9
DEK 5/6,5 MC NEUTRAL	1609840000	4008190203429	K.20
DEK 5/6,5 MC NEUTRAL	1609840000	4008190203429	K.9
DEK 5/7,5 MC NEUTRAL	1720620000	4008190362300	K.9
DEK 5/7,5 MC NEUTRAL	1720620000	4008190362300	K.20
DEK 5/7,5 MC Sonderdruck	1770490000	4032248119738	K.9
DEK 5/8 MC Neutral	1856740000	4032248400850	K.9
DEK 6 BL NEUTRAL	0468591693	4008190140243	K.20
DEK 6 BR NEUTRAL	0468591692	4008190015930	K.20
DEK 6 FS 1-50	0468760001	4008190139216	K.20
DEK 6 FS 101-150	0468760101	4008190041083	K.20
DEK 6 FS 151-200	0468760151	4008190070717	K.20
DEK 6 FS 201-250	0468760201	4008190097288	K.20
DEK 6 FS 251-300	0468760251	4008190015220	K.20
DEK 6 FS 301-350	0468760301	4008190044206	K.20
DEK 6 FS 351-400	0468760351	4008190041342	K.20
DEK 6 FS 401-450	0468760401	4008190109745	K.20
DEK 6 FS 451-500	0468760451	4008190184865	K.20
DEK 6 FS 501-550	0468760501	4008190101800	K.20
DEK 6 FS 51-100	0468760051	4008190089467	K.20
DEK 6 FS 551-600	0468760551	4008190066277	K.20
DEK 6 FS 601-650	0468760601	4032248028016	K.20
DEK 6 FS 651-700	0468760651	4008190100612	K.20
DEK 6 FS 701-750	0468760701	4032248028023	K.20
DEK 6 FS 751-800	0468760751	4008190025977	K.20
DEK 6 FS 801-850	0468760801	4008190057749	K.20
DEK 6 FS 851-900	0468760851	4008190069117	K.20
DEK 6 FS 901-950	0468760901	4008190140281	K.20

Type	Order No.	EAN-No.	Page
DEK 6 FS 951-999	0468760951	4032248028030	K.20
DEK 6 FSZ 1-10	0133360001	4008190125912	K.20
DEK 6 FSZ 11-20	0133360011	4008190025557	K.20
DEK 6 FSZ 21-30	0133360021	4008190078348	K.20
DEK 6 FSZ 31-40	0133360031	4008190023850	K.20
DEK 6 FSZ 41-50	0133360041	4008190086510	K.20
DEK 6 FSZ 51-60	0133360051	4008190075774	K.20
DEK 6 FSZ 61-70	0133360061	4008190182656	K.20
DEK 6 FSZ 71-80	0133360071	4008190062934	K.20
DEK 6 FSZ 81-90	0133360081	4008190025120	K.20
DEK 6 FSZ 91-100	0133360091	4008190104719	K.20
DEK 6 FW 1,3,5...99	1358660000	4008190139995	K.20
DEK 6 FW 1-5 (10X)	0688660000	4008190148461	K.20
DEK 6 FW 1-50	0468660001	4008190170257	K.20
DEK 6 FW 101-150	0468660101	4008190095970	K.20
DEK 6 FW 151-200	0468660151	4008190125677	K.20
DEK 6 FW 2,4,...100	1358760000	4008190095666	K.20
DEK 6 FW 201-250	0468660201	4008190102883	K.20
DEK 6 FW 251-300	0468660251	4008190020767	K.20
DEK 6 FW 301-350	0468660301	4008190036331	K.20
DEK 6 FW 351-400	0468660351	4008190033668	K.20
DEK 6 FW 401-450	0468660401	4008190088965	K.20
DEK 6 FW 451-500	0468660451	4008190164478	K.20
DEK 6 FW 501-550	0468660501	4008190067700	K.20
DEK 6 FW 51-100	0468660051	4008190121549	K.20
DEK 6 FW 551-600	0468660551	4008190068103	K.20
DEK 6 FW 601-650	0468660601	4008190009830	K.20
DEK 6 FW 651-700	0468660651	4008190053338	K.20
DEK 6 FW 701-750	0468660701	4008190033330	K.20
DEK 6 FW 751-800	0468660751	4008190156589	K.20
DEK 6 FW 801-850	0468660801	4008190174767	K.20
DEK 6 FW 851-900	0468660851	4008190185985	K.20
DEK 6 FW 901-950	0468660901	4008190053505	K.20
DEK 6 FW 951-999	0468660951	4008190179069	K.20
DEK 6 FW L,N,PE	0632560000	4008190000684	K.20
DEK 6 FWZ 1-10	0518960001	4008190014261	K.20
DEK 6 FWZ 101-110	0518960101	4008190133535	K.20
DEK 6 FWZ 11-20	0518960011	4008190104948	K.20
DEK 6 FWZ 111-120	0518960111	4008190084912	K.20
DEK 6 FWZ 121-130	0518960121	4008190118723	K.20
DEK 6 FWZ 131-140	0518960131	4008190078621	K.20
DEK 6 FWZ 141-150	0518960141	4008190157517	K.20
DEK 6 FWZ 151-160	0518960151	4008190162672	K.20
DEK 6 FWZ 161-170	0518960161	4008190131432	K.20
DEK 6 FWZ 171-180	0518960171	4008190181123	K.20
DEK 6 FWZ 181-190	0518960181	4008190159467	K.20
DEK 6 FWZ 191-200	0518960191	4008190064105	K.20
DEK 6 FWZ 201-210	0518960201	4008190024994	K.20
DEK 6 FWZ 21-30	0518960021	4008190158132	K.20
DEK 6 FWZ 31-40	0518960031	4008190103156	K.20
DEK 6 FWZ 41-50	0518960041	4008190165000	K.20
DEK 6 FWZ 51-60	0518960051	4008190155476	K.20
DEK 6 FWZ 61-70	0518960061	4008190071943	K.20
DEK 6 FWZ 71-80	0518960071	4008190142919	K.20
DEK 6 FWZ 81-90	0518960081	4008190104412	K.20
DEK 6 FWZ 91-100	0518960091	4008190183097	K.20
DEK 6 FWZ L1-ERDE I.KRE	0631961203	4008190037208	K.20
DEK 6 FWZ L1-PE	0631961187	4008190154561	K.20
DEK 6 FWZ R,S,T,N,ERDE	0631860000	4008190167417	K.20
DEK 6 GE NEUTRAL	0468591687	4008190083083	K.20
DEK 6 GN NEUTRAL	0468591688	4008190163709	K.20
DEK 6 GR NEUTRAL	0468591691	4008190081454	K.20
DEK 6 GW +	1318061198	4008190159979	K.20
DEK 6 GW -	1318061199	4008190856571	K.20
DEK 6 GW 1	0526960001	4008190128234	K.20
DEK 6 GW 10	0526960010	4008190168421	K.20
DEK 6 GW 100	0526960100	4008190059194	K.20
DEK 6 GW 11	0526960011	4008190063337	K.20
DEK 6 GW 12	0526960012	4008190076313	K.20
DEK 6 GW 13	0526960013	4008190053048	K.20
DEK 6 GW 14	0526960014	4008190183448	K.20
DEK 6 GW 15	0526960015	4008190124144	K.20
DEK 6 GW 16	0526960016	4008190181017	K.20
DEK 6 GW 17	0526960017	4008190012595	K.20
DEK 6 GW 18	0526960018	4008190187651	K.20
DEK 6 GW 19	0526960019	4008190172336	K.20
DEK 6 GW 2	0526960002	4008190160708	K.20
DEK 6 GW 20	0526960020	4008190170394	K.20
DEK 6 GW 200	0526960200	4032248028627	K.20
DEK 6 GW 21	0526960021	4008190081096	K.20
DEK 6 GW 22	0526960022	4008190110482	K.20
DEK 6 GW 23	0526960023	4008190102869	K.20
DEK 6 GW 24	0526960024	4008190094621	K.20
DEK 6 GW 25	0526960025	4008190014049	K.20
DEK 6 GW 26	0526960026	4008190088071	K.20
DEK 6 GW 27	0526960027	4008190125745	K.20
DEK 6 GW 28	0526960028	4008190161668	K.20
DEK 6 GW 29	0526960029	4008190126896	K.20
DEK 6 GW 3	0526960003	4008190122119	K.20
DEK 6 GW 30	0526960030	4008190135799	K.20
DEK 6 GW 31	0526960031	4008190026141	K.20
DEK 6 GW 32	0526960032	4008190070700	K.20
DEK 6 GW 33	0526960033	4008190078751	K.20
DEK 6 GW 34	0526960034	4008190086985	K.20
DEK 6 GW 35	0526960035	4008190022198	K.20
DEK 6 GW 36	0526960036	4008190111816	K.20
DEK 6 GW 37	0526960037	4008190010249	K.20
DEK 6 GW 38	0526960038	4008190026974	K.20
DEK 6 GW 39	0526960039	4008190007362	K.20
DEK 6 GW 4	0526960004	4008190045968	K.20

Type	Order No.	EAN-No.	Page
DEK 6 GW 40	0526960040	4008190181659	K.20
DEK 6 GW 41	0526960041	4008190088897	K.20
DEK 6 GW 42	0526960042	4008190149444	K.20
DEK 6 GW 43	0526960043	4008190018498	K.20
DEK 6 GW 44	0526960044	4008190006235	K.20
DEK 6 GW 45	0526960045	4008190148287	K.20
DEK 6 GW 46	0526960046	4008190098704	K.20
DEK 6 GW 47	0526960047	4008190166847	K.20
DEK 6 GW 48	0526960048	4008190009809	K.20
DEK 6 GW 49	0526960049	4008190005863	K.20
DEK 6 GW 5	0526960005	4008190125202	K.20
DEK 6 GW 50	0526960050	4008190156367	K.20
DEK 6 GW 51	0526960051	4008190078027	K.20
DEK 6 GW 52	0526960052	4008190189525	K.20
DEK 6 GW 53	0526960053	4008190039769	K.20
DEK 6 GW 54	0526960054	4008190043193	K.20
DEK 6 GW 55	0526960055	4008190045920	K.20
DEK 6 GW 56	0526960056	4008190166601	K.20
DEK 6 GW 57	0526960057	4008190061593	K.20
DEK 6 GW 58	0526960058	4008190110420	K.20
DEK 6 GW 59	0526960059	4008190157760	K.20
DEK 6 GW 6	0526960006	4008190012069	K.20
DEK 6 GW 60	0526960060	4008190057145	K.20
DEK 6 GW 61	0526960061	4008190030926	K.20
DEK 6 GW 62	0526960062	4008190123628	K.20
DEK 6 GW 63	0526960063	4008190178314	K.20
DEK 6 GW 64	0526960064	4008190007812	K.20
DEK 6 GW 65	0526960065	4008190026363	K.20
DEK 6 GW 66	0526960066	4008190163006	K.20
DEK 6 GW 67	0526960067	4008190073411	K.20
DEK 6 GW 68	0526960068	4008190172794	K.20
DEK 6 GW 69	0526960069	4008190010669	K.20
DEK 6 GW 7	0526960007	4008190017910	K.20
DEK 6 GW 70	0526960070	4008190075958	K.20
DEK 6 GW 71	0526960071	4008190065621	K.20
DEK 6 GW 72	0526960072	4008190173098	K.20
DEK 6 GW 73	0526960073	4008190054373	K.20
DEK 6 GW 74	0526960074	4008190125882	K.20
DEK 6 GW 75	0526960075	4008190124571	K.20
DEK 6 GW 76	0526960076	4008190086817	K.20
DEK 6 GW 77	0526960077	4008190047719	K.20
DEK 6 GW 78	0526960078	4008190128388	K.20
DEK 6 GW 79	0526960079	4008190171391	K.20
DEK 6 GW 8	0526960008	4008190177096	K.20
DEK 6 GW 80	0526960080	4008190057671	K.20
DEK 6 GW 81	0526960081	4008190027544	K.20
DEK 6 GW 82	0526960082	4008190151584	K.20
DEK 6 GW 83	0526960083	4008190083670	K.20
DEK 6 GW 84	0526960084	4008190134877	K.20
DEK 6 GW 85	0526960085	4008190149437	K.20
DEK 6 GW 86	0526960086	4008190162689	K.20
DEK 6 GW 87	0526960087	4008190104955	K.20
DEK 6 GW 88	0526960088	4008190010195	K.20
DEK 6 GW 89	0526960089	4008190105501	K.20
DEK 6 GW 9	0526960009	4008190110833	K.20
DEK 6 GW 90	0526960090	4008190121884	K.20
DEK 6 GW 91	0526960091	4008190107277	K.20
DEK 6 GW 92	0526960092	4008190055950	K.20
DEK 6 GW 93	0526960093	4008190004262	K.20
DEK 6 GW 94	0526960094	4008190070953	K.20
DEK 6 GW 95	0526960095	4008190101732	K.20
DEK 6 GW 96	0526960096	4008190131081	K.20
DEK 6 GW 97	0526960097	4008190088781	K.20
DEK 6 GW 98	0526960098	4008190009847	K.20
DEK 6 GW 99	0526960099	4008190120900	K.20
DEK 6 GW BL/SW -	1318091741	4008190023911	K.20
DEK 6 GW ERDE	1318061202	4008190127749	K.20
DEK 6 GW ERDE I.KR.	1318061203	4008190028572	K.20
DEK 6 GW PE	1318061187	4008190200411	K.20
DEK 6 GW RT/SW +	1318091737	4008190096069	K.20
DEK 6 GW W-STROM	1318061215		K.20
DEK 6 NEUTRAL	0468560000	4008190131814	K.20
DEK 6 NEUTRAL	0468560000	4008190131814	K.9
DEK 6 OR NEUTRAL	0468591690	4008190111113	K.20
DEK 6 RT NEUTRAL	0468591686	4008190120849	K.20
DEK 6 SONDERDRUCK	0490360000	4008190136079	K.9
DEK 6 SW NEUTRAL	0468591694	4008190001087	K.20
DEK 6 VI NEUTRAL	0468591689	4008190049584	K.20
DEK 6,5 BL NEUTRAL	0468091693	4008190144746	K.20
DEK 6,5 FS 1-50	0468260001	4008190022211	K.20
DEK 6,5 FS 101-150	0468260101	4008190049218	K.20
DEK 6,5 FS 151-200	0468260151	4008190078768	K.20
DEK 6,5 FS 201-250	0468260201	4008190004071	K.20
DEK 6,5 FS 251-300	0468260251	4008190112875	K.20
DEK 6,5 FS 301-350	0468260301	4008190076054	K.20
DEK 6,5 FS 351-400	0468260351	4008190073473	K.20
DEK 6,5 FS 401-450	0468260401	4008190075545	K.20
DEK 6,5 FS 451-500	0468260451	4008190186920	K.20
DEK 6,5 FS 501-550	0468260501	4008190037772	K.20
DEK 6,5 FS 51-100	0468260051	4008190162900	K.20
DEK 6,5 FS 551-600	0468260551	4008190002657	K.20
DEK 6,5 FS 601-650	0468260601	4008190082192	K.20
DEK 6,5 FS 601-650	0468260601	4008190082192	K.22
DEK 6,5 FS 651-700	0468260651	4032248028047	K.20
DEK 6,5 FS 651-700	0468260651	4032248028047	K.22
DEK 6,5 FS 701-750	0468260701	4008190053635	K.22
DEK 6,5 FS 701-750	0468260701	4008190053635	K.20
DEK 6,5 FS 751-800	0468260751	4008190176037	K.22
DEK 6,5 FS 751-800	0468260751	4008190176037	K.20
DEK 6,5 FS 801-850	0468260801	4008190143343	K.20

Type	Order No.	EAN-No.	Page
DEK 6,5 FS 801-850	0468260801	4008190143343	K.22
DEK 6,5 FS 851-900	0468260851	4008190154585	K.22
DEK 6,5 FS 851-900	0468260851	4008190154585	K.20
DEK 6,5 FS 901-950	0468260901	4008190159337	K.22
DEK 6,5 FS 901-950	0468260901	4008190159337	K.20
DEK 6,5 FS 951-999	0468260951	4008190095239	K.22
DEK 6,5 FS 951-999	0468260951	4008190095239	K.20
DEK 6,5 FSZ 1-10	0407360001	4008190049980	K.20
DEK 6,5 FSZ 11-20	0407360011	4008190141172	K.20
DEK 6,5 FSZ 21-30	0407360021	4008190003494	K.20
DEK 6,5 FSZ 31-40	0407360031	4008190139346	K.20
DEK 6,5 FSZ 41-50	0407360041	4008190011055	K.20
DEK 6,5 FSZ 51-60	0407360051	4008190000639	K.20
DEK 6,5 FSZ 61-70	0407360061	4008190108571	K.20
DEK 6,5 FSZ 71-80	0407360071	4008190177829	K.20
DEK 6,5 FSZ 81-90	0407360081	4008190140694	K.20
DEK 6,5 FSZ 91-100	0407360091	4008190029258	K.20
DEK 6,5 FW 1-50	0468160001	4008190070816	K.20
DEK 6,5 FW 101-150	0468160101	4008190085346	K.20
DEK 6,5 FW 151-200	0468160151	4008190115029	K.20
DEK 6,5 FW 201-250	0468160201	4008190026752	K.20
DEK 6,5 FW 251-300	0468160251	4008190170493	K.20
DEK 6,5 FW 301-350	0468160301	4008190121761	K.20
DEK 6,5 FW 351-400	0468160351	4008190118921	K.20
DEK 6,5 FW 401-450	0468160401	4008190108045	K.20
DEK 6,5 FW 451-500	0468160451	4008190183219	K.20
DEK 6,5 FW 501-550	0468160501	4008190021269	K.20
DEK 6,5 FW 51-100	0468160051	4008190021542	K.20
DEK 6,5 FW 551-600	0468160551	4008190175849	K.20
DEK 6,5 FW 601-650	0468160601	4008190051938	K.20
DEK 6,5 FW 651-700	0468160651	4008190096526	K.20
DEK 6,5 FW 701-750	0468160701	4008190010775	K.20
DEK 6,5 FW 751-800	0468160751	4008190168766	K.20
DEK 6,5 FW 801-850	0468160801	4008190087128	K.20
DEK 6,5 FW 851-900	0468160851	4008190134044	K.20
DEK 6,5 FW 901-950	0468160901	4008190126148	K.20
DEK 6,5 FW 951-999	0468160951	4008190025649	K.20
DEK 6,5 FW L1-ERDE I.KR	0632161203	4008190087227	K.22
DEK 6,5 FW L1-ERDE I.KR	0632161203	4008190087227	K.20
DEK 6,5 FW L1-PE	0632161187	4008190118365	K.22
DEK 6,5 FW L1-PE	0632161187	4008190118365	K.20
DEK 6,5 FWZ 1-10	0519060001	4008190152550	K.22
DEK 6,5 FWZ 1-10	0519060001	4008190152550	K.20
DEK 6,5 FWZ 11-20	0519060011	4008190051747	K.22
DEK 6,5 FWZ 11-20	0519060011	4008190051747	K.20
DEK 6,5 FWZ 21-30	0519060021	4008190069797	K.22
DEK 6,5 FWZ 21-30	0519060021	4008190069797	K.20
DEK 6,5 FWZ 31-40	0519060031	4008190014957	K.22
DEK 6,5 FWZ 31-40	0519060031	4008190014957	K.20
DEK 6,5 FWZ 41-50	0519060041	4008190113278	K.22
DEK 6,5 FWZ 41-50	0519060041	4008190113278	K.20
DEK 6,5 FWZ 51-60	0519060051	4008190103026	K.20
DEK 6,5 FWZ 51-60	0519060051	4008190103026	K.22
DEK 6,5 FWZ 61-70	0519060061	4008190019730	K.22
DEK 6,5 FWZ 61-70	0519060061	4008190019730	K.20
DEK 6,5 FWZ 71-80	0519060071	4008190054236	K.22
DEK 6,5 FWZ 71-80	0519060071	4008190054236	K.20
DEK 6,5 FWZ 81-90	0519060081	4008190016371	K.22
DEK 6,5 FWZ 81-90	0519060081	4008190016371	K.20
DEK 6,5 FWZ 91-100	0519060091	4008190131425	K.22
DEK 6,5 FWZ 91-100	0519060091	4008190131425	K.20
DEK 6,5 FWZ R,S,T,N,ERD	0632060000	4008190060329	K.20
DEK 6,5 FWZ R,S,T,N,ERD	0632060000	4008190060329	K.22
DEK 6,5 GE NEUTRAL	0468091687	4008190087890	K.20
DEK 6,5 GN NEUTRAL	0468091688	4008190168148	K.20
DEK 6,5 NEUTRAL	0468060000	4008190013158	K.9
DEK 6,5 NEUTRAL	0468060000	4008190013158	K.20
DEK 6,5 OR NEUTRAL	0468091690	4008190115708	K.20
DEK 6,5 RT NEUTRAL	0468091686	4008190160579	K.20
DEK 6,5 SONDERDRUCK	0490560000	4008190450267	K.9
DEK 6,5 SW NEUTRAL	0468091694	4008190005726	K.20
DEK 6,5 VI NEUTRAL	0468091689	4008190058203	K.20
DEK 8 BEDR./FARBIG	1289690000	4008190144159	K.20
DEK 8 BEDR./FARBIG	1289690000	4008190144159	K.22
DEK 8 FS 1-50 TAMPOPR.	1653350001	4008190403843	K.22
DEK 8 FS 1-50 TAMPOPR.	1653350001	4008190403843	K.20
DEK 8 FS 51-100 TAMPOP.	1653350051	4008190403836	K.22
DEK 8 FS 51-100 TAMPOP.	1653350051	4008190403836	K.20
DEK 8 FSZ 1-10	1289660001	4008190124656	K.22
DEK 8 FSZ 1-10	1289660001	4008190124656	K.20
DEK 8 FSZ 11-20	1289660011	4008190024345	K.20
DEK 8 FSZ 11-20	1289660011	4008190024345	K.22
DEK 8 FSZ 21-30	1289660021	4008190041700	K.20
DEK 8 FSZ 21-30	1289660021	4008190041700	K.22
DEK 8 FSZ 31-40	1289660031	4008190022457	K.22
DEK 8 FSZ 31-40	1289660031	4008190022457	K.20
DEK 8 FSZ 41-50	1289660041	4008190085070	K.22
DEK 8 FSZ 41-50	1289660041	4008190085070	K.20
DEK 8 FSZ 51-60	1289660051	4008190074685	K.22
DEK 8 FSZ 51-60	1289660051	4008190074685	K.20
DEK 8 FSZ 61-70	1289660061	4008190181598	K.20
DEK 8 FSZ 61-70	1289660061	4008190181598	K.22
DEK 8 FSZ 71-80	1289660071	4008190026424	K.22
DEK 8 FSZ 71-80	1289660071	4008190026424	K.20
DEK 8 FSZ 81-90	1289660081	4008190023935	K.22
DEK 8 FSZ 81-90	1289660081	4008190023935	K.20
DEK 8 FSZ 91-100	1289660091	4008190103576	K.20
DEK 8 FSZ 91-100	1289660091	4008190103576	K.22
DEK 8 FW 1-50 TAMPOPR.	1653340001	4008190403805	K.22
DEK 8 FW 1-50 TAMPOPR.	1653340001	4008190403805	K.20

Type	Order No.	EAN-No.	Page
DEK 8 FW 51-100 TAMPOP.	1653340051	4008190403812	K.20
DEK 8 FW 51-100 TAMPOP.	1653340051	4008190403812	K.22
DEK 8 FWZ 1-10	1276960001	4008190100575	K.22
DEK 8 FWZ 1-10	1276960001	4008190100575	K.20
DEK 8 FWZ 101-110	1276960101	4032248028085	K.22
DEK 8 FWZ 101-110	1276960101	4032248028085	K.20
DEK 8 FWZ 11-20	1276960011	4008190000226	K.22
DEK 8 FWZ 11-20	1276960011	4008190000226	K.20
DEK 8 FWZ 111-120	1276960111	4008190135577	K.20
DEK 8 FWZ 111-120	1276960111	4008190135577	K.22
DEK 8 FWZ 121-130	1276960121	4008190168339	K.20
DEK 8 FWZ 121-130	1276960121	4008190168339	K.22
DEK 8 FWZ 131-140	1276960131	4008190164713	K.22
DEK 8 FWZ 131-140	1276960131	4008190164713	K.20
DEK 8 FWZ 141-150	1276960141	4032248028092	K.20
DEK 8 FWZ 141-150	1276960141	4032248028092	K.22
DEK 8 FWZ 21-30	1276960021	4008190018139	K.22
DEK 8 FWZ 21-30	1276960021	4008190018139	K.20
DEK 8 FWZ 31-40	1276960031	4008190153625	K.20
DEK 8 FWZ 31-40	1276960031	4008190153625	K.22
DEK 8 FWZ 41-50	1276960041	4008190061067	K.22
DEK 8 FWZ 41-50	1276960041	4008190061067	K.20
DEK 8 FWZ 51-60	1276960051	4008190050535	K.20
DEK 8 FWZ 51-60	1276960051	4008190050535	K.22
DEK 8 FWZ 61-70	1276960061	4008190158422	K.22
DEK 8 FWZ 61-70	1276960061	4008190158422	K.20
DEK 8 FWZ 71-80	1276960071	4008190002343	K.20
DEK 8 FWZ 71-80	1276960071	4008190002343	K.22
DEK 8 FWZ 81-90	1276960081	4008190155001	K.20
DEK 8 FWZ 81-90	1276960081	4008190155001	K.22
DEK 8 FWZ 91-100	1276960091	4008190079062	K.20
DEK 8 FWZ 91-100	1276960091	4008190079062	K.22
DEK 8 GE NEUTRAL	1277091687	4008190944537	K.22
DEK 8 GE NEUTRAL	1277091687	4008190944537	K.20
DEK 8 GN NEUTRAL	1277091688	4008190944544	K.20
DEK 8 GN NEUTRAL	1277091688	4008190944544	K.22
DEK 8 NEUTRAL	1277060000	4008190088705	K.22
DEK 8 NEUTRAL	1277060000	4008190088705	K.20
DEK 8 NEUTRAL	1277060000	4008190088705	K.9
DEK 8 OR NEUTRAL	1277091690	4008190944568	K.22
DEK 8 OR NEUTRAL	1277091690	4008190944568	K.20
DEK 8 RT NEUTRAL	1277091686	4032248048045	K.20
DEK 8 RT NEUTRAL	1277091686	4032248048045	K.22
DEK 8 SONDERDR.FARBIG	1326690000	4008190004217	K.20
DEK 8 SONDERDR.FARBIG	1326690000	4008190004217	K.22
DEK 8 SONDERDR.WEIß	1326660000	4008190085773	K.20
DEK 8 SONDERDR.WEIß	1326660000	4008190085773	K.22
DEK 8 SONDERDR.WEIß	1326660000	4008190085773	K.9
DEK 8 VI NEUTRAL	1277091689	4008190944551	K.22
DEK 8 VI NEUTRAL	1277091689	4008190944551	K.20
DK 4	0355460000	4008190094560	B.10
DK 4 BL	0355480000	4008190086305	B.10
DK 4 ST SE 1.6	0370360000	4008190114879	B.40
DK 4 ST SE 2.4	0527760000	4008190157777	B.40
DK 4 ST WA 1.6	0370460000	4008190125707	B.40
DK 4 SW 1X1	0536560000	4008190111069	B.39
DK 4/32 1D 1K5	0685260000	4008190175986	B.67
DK 4/32 1D CSA A1	0484060000	4008190006891	B.65
DK 4/32 1D CSA A1	0484080000	4008190058975	B.65
DK 4/32 1D CSA A2	0467960000	4008190110321	B.66
DK 4/32 1D CSA A2	0467980000	4008190140861	B.66
DK 4/32 1D CSA GET.SCH.	0544660000	4008190182724	B.65
DK 4/32 2D 1K5	0159160000	4008190146405	B.68
DK 4/32 2D A1	0663960000	4008190147853	B.67
DK 4/32 2D CSA A2	0523760000	4008190030551	B.67
DK 4/32 2D CSA GET.SCH.	0642760000	4008190043209	B.66
DK 4/32 2LD I20MA	1164760000	4008190161934	B.64
DK 4/32 GL 100K 115VAC	0569560000	4008190164034	B.64
DK 4/32 GL 330K 230VAC	0509560000	4008190120580	B.64
DK 4/32 LD 1D 230VAC	1111460000	4008190036942	B.63
DK 4/32 LD 1D 48VAC CSA	0632860000	4008190146719	B.63
DK 4/32 LD 1D GR 24VDC	0209960000	4008190152727	B.63
DK 4/32 LD 1D GR 24VDC	0210360000	4008190063634	B.63
DK 4/32 LD 1D ROT 24VDC	0209760000	4008190018627	B.63
DK 4/32 LD GR 24VDC A2	0646560000	4008190144043	B.62
DK 4/32 LD GR 24VDC CSA	0686360000	4008190028992	B.62
DK 4/32 LD ROT 24VDC	0210160000	4008190020736	B.63
DK 4/32 LD ROT 24VDC A1	0495360000	4008190022648	B.62
DK 4/32 LD ROT 24VDC A2	0474460000	4008190042158	B.62
DK 4/32 RC 220R/220NF	0692160000	4008190151805	B.70
DK 4/35	0527660000	4008190082130	A.12
DK 4/35 1D 1K5 GET.SCH	0396960000	4008190040888	A.55
DK 4/35 1D A1	0538960000	4008190032128	A.53
DK 4/35 1D A1	0538980000	4008190101985	A.53
DK 4/35 1D A2	0538880000	4008190125684	A.54
DK 4/35 1D A2	0538860000	4008190087708	A.54
DK 4/35 1D GET.SCH.	0396360000	4008190092023	A.53
DK 4/35 2D 1K5	0181560000	4008190047986	A.56
DK 4/35 2D GET.SCH. A1	0396660000	4008190126551	A.54
DK 4/35 2D GET.SCH. A1	0396760000	4008190095482	A.55
DK 4/35 2D GET.SCH. A2	0396860000	4008190027100	A.55
DK 4/35 BL	0527680000	4008190103682	A.12
DK 4/35 GL 100K 115VAC	0396260000	4008190176266	A.52
DK 4/35 GL 1D I1,0A	1111160000	4008190151515	A.52
DK 4/35 GL 330K 230VAC	0663160000	4008190022365	A.52
DK 4/35 LD 1D 48VAC	0396060000	4008190163693	A.51
DK 4/35 LD 1D ROT 24VAC	0395960000	4008190134372	A.51
DK 4/35 LD GR 24VDC	0210060000	4008190157920	A.51
DK 4/35 LD GR 24VDC	0210460000	4008190089405	A.51
DK 4/35 LD GR 24VDC	0395460000	4008190070311	A.50

Type	Order No.	EAN-No.	Page
DK 4/35 LD GR 24VDC	0395760000	4008190029470	A.50
DK 4/35 LD ROT 24VDC	0209860000	4008190122249	A.51
DK 4/35 LD ROT 24VDC	0210260000	4008190156312	A.51
DK 4/35 LD ROT 60VDC	0395560000	4008190168872	A.50
DK 4/35 LD ROT 60VDC	0395860000	4008190100636	A.50
DK 4/35 RC 220R/220N	0053160000	4008190860943	A.57
DK 4Q ST WA 2.4	1398760000	4008190059576	B.40
DK 4Q/32	0590060000	4008190147228	B.10
DK 4Q/32 BL	0590080000	4008190100407	B.10
DK 4Q/35	0590160000	4008190103521	A.12
DK 4Q/35 BL	0590180000	4008190088361	A.12
DK 4Q/35/TC TYP J	1284060000	4008190017347	A.34
DK 4Q/35/TC TYP K	1284160000	4008190033569	A.34
DK 4Q/35/TC TYP T	1285660000	4008190086060	A.34
DK 4Q/TC TYP J	1338060000	4008190167141	B.34
DK 4Q/TC TYP K	1338260000	4008190109561	B.34
DK 4Q/TC TYP T	1338160000	4008190097769	B.34
DK 4QV/32	0590260000	4008190022419	B.11
DK 4QV/32 BL	0590280000	4008190038762	B.11
DK 4QV/35	0363660000	4008190165192	A.13
DK 4QV/35 BL	0363680000	4008190011567	A.13
DK 4S SF 4X2.8	0631160000	4008190066840	B.38
DK 4S SF 6.3/2.8	0631260000	4008190007355	B.38
DK 4S/35 SF 4X2.8	0686560000	4008190137458	A.40
DK 4S/35 SF 6.3/2.8	0686660000	4008190100254	A.39
DK 4SS/35 FF 4X6.3/2.8	0217160000	4008190158248	A.39
DK 4SS/35 FF 8X2.8	0297060000	4008190117092	A.39
DKSUE NSCH/ESCH	0280100000	4008190036348	H.2
DKT 4	0687360000	4008190059743	B.17
DKT 4/32 PT100	8014730000	4008190123338	B.70
DKT 4/35	0687460000	4008190148690	A.19
DKT 4/35 PT100	8014720000	4008190131289	A.57
DKT 4V 2STB	1304860000	4008190030896	B.17
DKT 4V/35 2STB	1304960000	4008190185503	A.19
DMS 3	9007440000	4008190404987	J.13
DMS 3 SET 1	9007470000	4008190299224	J.13
DMS 3 SET 2	9007480000	4008190405298	J.13
DMS manuell 0,5-1,7	9918370000	4032248388332	J.22
DMS manuell 2,0-8,0	9918380000	4032248388349	J.22
DMSI manuell 0,5-1,7	9918390000	4032248388356	J.23
DMSI manuell 2,0-8,0	9918400000	4032248388363	J.23
DQS 2 1D PS2,3 AG	0471460000	4008190035891	I.13
DQS 2 PS2,3 AG M.BRUECK	0471560000	4008190002909	I.13
DQS 2 PS2.3 O.BATE	0471660000	4008190051327	I.13
DS 12.5 SAK10	0207630000	4008190087401	I.12
DS 12.5 SAK6N	0207730000	4008190148843	I.12
DS 14 SAK4	0207530000	4008190107925	I.12
DS 9 SAK2.5	0330930000	4008190149758	I.12
DSTV VH 6.5	0286400000	4008190085339	I.10

E

E 14/10A RT	0328400000	4008190000288	A.28
E 14/10A RT	0328400000	4008190000288	B.26
E 14/16A GR	0328500000	4008190152161	A.28
E 14/16A GR	0328500000	4008190152161	B.26
E 14/4A BR	0137500000	4008190142629	A.28
E 14/4A BR	0137500000	4008190142629	B.26
E 14/4A RS	0137400000	4008190069094	B.26
E 14/4A RS	0137400000	4008190069094	A.28
E 14/6A GN	0328300000	4008190002190	A.28
E 14/6A GN	0328300000	4008190002190	B.26
E 16/10A RT TNDZ	0208500000	4008190067120	B.26
E 16/10A RT TNDZ	0208500000	4008190067120	A.28
E 16/16A GR TNDZ	0208600000	4008190015121	A.28
E 16/16A GR TNDZ	0208600000	4008190015121	B.26
E 16/20A BL TNDZ	0208700000	4008190044886	B.26
E 16/20A BL TNDZ	0208700000	4008190044886	A.28
E 16/25A GE TNDZ	0208800000	4008190037314	B.26
E 16/25A GE TNDZ	0208800000	4008190037314	A.28
E 18/20A BL	0361300000	4008190113131	B.26
E 18/20A BL	0361300000	4008190113131	A.28
E 18/25A GE	0361400000	4008190080785	A.28
E 18/25A GE	0361400000	4008190080785	B.26
E 18/35A SW	0361500000	4008190131005	A.28
E 18/35A SW	0361500000	4008190131005	B.26
E 18/50A WS	0361600000	4008190144173	B.26
E 18/50A WS	0361600000	4008190144173	A.28
E 18/63A KU	0361700000	4008190083861	B.26
E 18/63A KU	0361700000	4008190083861	A.28
EK 10	0354660000	4008190069827	B.13
EK 10/35	0661360000	4008190080594	A.15
EK 16	0374660000	4008190139889	B.13
EK 16/35	0190160000	4008190184131	A.15
EK 2	0323100000	4008190013585	B.14
EK 2.5/35	0661060000	4008190135287	A.14
EK 2.5N	0474360000	4008190146177	B.12
EK 35	0354760000	4008190187972	B.13
EK 35/35	0661460000	4008190147600	A.16
EK 4	0354560000	4008190104849	B.12
EK 4/35	0661160000	4008190038823	A.14
EK 6/35	0661260000	4008190096588	A.15
EK 70/35/M.2ZB O.IK	1338300000	4008190030483	A.17
EK 95/35/1ZB BK	0535300000	4008190002503	A.16
EM 8/30	1806120000	4032248275298	K.17
EP 1 SAKG28/32 HP/DBR	0205100000	4008190087586	I.4
EP 1 SAKG28/32 HP/TF/GE	0205200000	4008190088675	I.4
EP 1 SAKG32/35 HP/DBR	0180500000	4008190030957	I.4
EP 1 SAKG32/35 HP/TF/GE	0180600000	4008190083915	I.4
EP 1/BW SAKG28/32 HP/DB	0271800000	4008190046934	I.5
EP 1/BW SAKG32/35 HP/DB	1381600000	4008190121464	I.5
EP 2 SAKG46/32 HP/DBR	0205300000	4008190171360	I.4
EP 2 SAKG46/32 HP/TF/GE	0205400000	4008190027223	I.4
EP 2 SAKG46/35 HP/DBR	0180700000	4008190099671	I.4
EP 2 SAKG46/35 HP/TF/GE	0180800000	4008190006938	I.4
EP 2/BW SAKG46/32 HP/DB	0271900000	4008190172497	I.5
EP 2/BW SAKG46/35 HP/DBR	0182000000	4008190100957	I.5
ESCH 1 M	0280300000	4008190143053	H.2
EW 15	0382860000	4008190187804	H.10
EW 15	0382860000	4008190187804	E.3
EW 15	0382860000	4008190187804	E.2
EW 15/2	1071900000	4008190462949	H.10
EW 35	0383560000	4008190181314	H.10
EW 35	0383560000	4008190181314	B.27
EW 35 GR 7032	0383530000	4008190027322	H.10
EW 35/SCHA/M3	0258660000	4008190033477	I.12
EWK 1	0206160000	4008190080020	B.27
EWK 1	0206160000	4008190080020	H.10
EWK 1 ALT	0495160000	4008190160777	H.10
EWK 2	0199360000	4008190023546	H.10
EWK 2/SCHA/M3/L	0258760000	4008190012182	I.12
EWK AKA 2.5	0348660000	4008190134419	H.10

F

FK 4	1678650000	4008190466763	I.14
FKSC M5X8 D9/SW2.5	0295900000	4008190133337	H.11
FKSC M6X12 D9/SW3	0353500000	4008190139285	H.11
FKSC M6X8 D9/SW3	0642600000	4008190058258	H.11
FM 4.2/TS35	1724580000	4008190377717	H.11
FM 4/TS35	0687900000	4008190086459	G.10
FM 4/TS35	0687900000	4008190086459	H.11
FM 5/TS35	0636800000	4008190152949	H.11
FM 6/TS35	0636900000	4008190174019	H.11
FZS 2/4 RT/80 SAKT4	1276300000	4008190026080	I.14

G

G 20/0.10A/F	0430300000	4008190077174	B.26
G 20/0.10A/F	0430300000	4008190077174	A.28
G 20/0.20A/F	0430400000	4008190152383	B.26
G 20/0.20A/F	0430400000	4008190152383	A.28
G 20/0.25A/F	0430500000	4008190153991	B.26
G 20/0.25A/F	0430500000	4008190153991	A.28
G 20/0.50A/F	0430600000	4008190046835	B.26
G 20/0.50A/F	0430600000	4008190046835	A.28
G 20/0.63A/F	0439000000	4008190131210	A.28
G 20/0.63A/F	0439000000	4008190131210	B.26
G 20/1.00A/F	0430700000	4008190093877	B.26
G 20/1.00A/F	0430700000	4008190093877	A.28
G 20/1.60A/F	0430800000	4008190031503	A.28
G 20/1.60A/F	0430800000	4008190031503	B.26
G 20/2.00A/F	0430900000	4008190123567	B.26
G 20/2.00A/F	0430900000	4008190123567	A.28
G 20/2.50A/F	0431000000	4008190085513	B.26
G 20/2.50A/F	0431000000	4008190085513	A.28
G 20/3.15A/F	0431100000	4008190012977	B.26
G 20/3.15A/F	0431100000	4008190012977	A.28
G 20/4.00A/F	0431200000	4008190022983	B.26
G 20/4.00A/F	0431200000	4008190022983	A.28
G 20/5.00A/F	0431300000	4008190185381	A.28
G 20/5.00A/F	0431300000	4008190185381	B.26
G 20/6.30A/F	0431400000	4008190086053	A.28
G 20/6.30A/F	0431400000	4008190086053	B.26
G 25/0.25A/M GE	0546900000	4008190097370	B.26
G 25/0.25A/M GE	0546900000	4008190097370	A.28
G 25/0.50A/M WS	0510300000	4008190018368	B.26
G 25/0.50A/M WS	0510300000	4008190018368	A.28
G 25/0.80A/M GR	0646400000	4008190060794	A.28
G 25/0.80A/M GR	0646400000	4008190060794	B.26
G 25/1.00A/M RT	0265800000	4008190141660	A.28
G 25/1.00A/M RT	0265800000	4008190141660	B.26
G 25/10.0A/M RT	0193100000	4008190023799	B.26
G 25/10.0A/M RT	0193100000	4008190023799	A.28
G 25/2.00A/F BL	0192700000	4008190176402	B.26
G 25/2.00A/F BL	0192700000	4008190176402	A.28
G 25/4.00A/F BR	0192800000	4008190115319	B.26
G 25/4.00A/F BR	0192800000	4008190115319	A.28
G 25/6.30A/F GN	0192900000	4008190135461	B.26
G 25/6.30A/F GN	0192900000	4008190135461	A.28
GL 110 AC/ZG203 SAKS6	0550200000	4008190141844	B.27
GL 220V AC/ZG233 SAKS6	0550300000	4008190038298	B.27
GZ 0.5A/F	0533800000	4008190089368	A.28
GZ 0.5A/F	0533800000	4008190089368	B.26
GZ 1.0A/F	0525500000	4008190141554	A.28
GZ 1.0A/F	0525500000	4008190141554	B.26
GZ 10.0A	0293900000	4008190091767	A.28
GZ 10.0A	0293900000	4008190091767	B.26
GZ 12,5A/FF	0245400000	4008190129187	A.28
GZ 12,5A/FF	0245400000	4008190129187	B.26
GZ 2.0A	0294500000	4008190047603	B.26
GZ 2.0A	0294500000	4008190047603	A.28
GZ 3.0A	0295700000	4008190018351	B.26
GZ 3.0A	0295700000	4008190018351	A.28
GZ 5.0A	0294600000	4008190141233	A.28
GZ 5.0A	0294600000	4008190141233	B.26
GZ 7.0A	0295800000	4008190017095	A.28
GZ 7.0A	0295800000	4008190017095	B.26

H

H 0,75/14 WEIß BD	9004290000	4008190006778	J.9
H 1/15 S ZH GELB	9018690000	4032248017720	J.11
H0,14/10 T BRAUN SV	9028250000	4008190902018	J.10
H0,14/12 GRAU SV	9028240000	4008190902001	J.9
H0,25/10 HELLBLAU	9025740000	4008190092054	J.9
H0,25/10 HELLBLAU SV	9026050000	4008190138288	J.9
H0,25/10T GELB	9021010000	4008190109103	J.10
H0,25/10T GELB SV	9021210000	4008190045555	J.10
H0,25/12 HELLBLAU	9025760000	4008190010027	J.9
H0,25/12 HELLBLAU SV	9025780000	4008190053239	J.9
H0,25/12T GELB	9021020000	4008190184230	J.10
H0,25/12T GELB SV	9021220000	4008190153786	J.10
H0,34/10 TüRKIS	9025750000	4008190105365	J.9
H0,34/10 TüRKIS SV	9026030000	4008190177171	J.9
H0,34/12 TüRKIS	9025770000	4008190067960	J.9
H0,34/12 TüRKIS BD GSP	9004390000	4008190881016	J.9
H0,34/12 TüRKIS SV	9025790000	4008190121174	J.9
H0,5/10 ORANGE SV	9028260000	4008190902025	J.9
H0,5/12 ORANGE	0409500000	4008190090456	J.9
H0,5/12D WEISS	9019000000	4008190085728	J.10
H0,5/12D WEISS	9019000000	4008190085728	J.10
H0,5/14 ORANGE	0690700000	4008190015770	J.9
H0,5/14 ORANGE BD	9004270000	4008190091774	J.9
H0,5/14 ORANGE BD GSP	9005810000	4008190275877	J.9
H0,5/14 ORANGE SV	9026060000	4008190122201	J.9
H0,5/14D WEISS	9019010000	4008190120931	J.10
H0,5/14D WEISS BD	9004280000	4008190162627	J.10
H0,5/14D WEISS BD	9004280000	4008190162627	J.10
H0,5/14D WEIß BD GSP	9005860000	4008190275921	J.10
H0,5/14D WEISS SV	9019400000	4008190066024	J.10
H0,5/14S TRI ORANGE	9004560000	4008190286132	J.12
H0,5/14S TRI WEIß	9004590000	4008190862060	J.12
H0,5/15 ZH ORANGE	9037200000	4008190492397	J.11
H0,5/15 ZH ORANGE	9037200000	4008190492397	J.12
H0,5/15 ZH ORANGE SV	9004440000	4008190198473	J.11
H0,5/15D ZH WEIß	9037380000	4008190492861	J.12
H0,5/15D WEIß ZH SV	9004780000	4008190188481	J.12
H0,5/16 ORANGE SV	9028270000	4008190902049	J.9
H0,5/16 ORANGE	9025870000	4008190025045	J.9
H0,5/16,5 ZH ORANGE	9037210000	4008190492687	J.12
H0,5/16,5 ZH ORANGE	9037210000	4008190492687	J.11
H0,5/16,5D ZH WEIß	9037390000	4008190492878	J.12
H0,5/16D WEISS	9019020000	4008190047108	J.10
H0,5/16D WEISS	9019020000	4008190047108	J.10
H0,5/18,4D ZH WEIß	9037400000	4008190492892	J.12
H0,5/18,5 ZH ORANGE	9037220000	4008190492694	J.12
H0,5/18,5 ZH ORANGE	9037220000	4008190492694	J.11
H0,75/12 WEISS SV	9028280000	4008190902216	J.9
H0,75/12 WEISS	0409600000	4008190079826	J.9
H0,75/12D GRAU	9019030000	4008190127787	J.10
H0,75/12T HELLBLAU	9021030000	4008190152901	J.10
H0,75/14 GRAU BD GSP	9005870000	4008190275938	J.10
H0,75/14 TS HELLBLAU	9018550000	4008190207991	J.12
H0,75/14 WEISS	0462900000	4008190033248	J.9
H0,75/14 WEIß BD GSP	9005820000	4008190275884	J.9
H0,75/14 WEISS SV	9026070000	4008190187163	J.9
H0,75/14D GRAU	9019040000	4008190099077	J.10
H0,75/14D GRAU BD	9004300000	4008190154837	J.10
H0,75/14D GRAU SV	9019410000	4008190164096	J.10
H0,75/14S WEISS	9025960000	4008190009878	J.12
H0,75/14S WEISS SV	9025700000	4008190144104	J.12
H0,75/14T BLAU BD GSP	9005900000	4008190275969	J.10
H0,75/14T HELLBLAU BD	9004310000	4008190179298	J.10
H0,75/14T HELLBLAU SV	9021230000	4008190153106	J.10
H0,75/15 ZH WEIß	9037230000	4008190853976	J.11
H0,75/15 ZH WEIß SV	9018510000	4008190019914	J.11
H0,75/15D ZH GRAU	9037410000	4008190492984	J.12
H0,75/15D ZH GRAU SV	9018520000	4008190097998	J.12
H0,75/15T ZH HELLBLAU	9037610000	4008190493233	J.12
H0,75/15T ZH BLAU SV	9018570000	4008190272630	J.12
H0,75/16 WEISS SV	9028290000	4008190902056	J.9
H0,75/16 WEISS	9025860000	4008190141967	J.9
H0,75/16D GRAU	9019050000	4008190033002	J.10
H0,75/16T HELLBLAU	9021050000	4008190096175	J.10
H0,75/17 ZH WEIß	9037240000	4008190492717	J.11
H0,75/17 ZH WEIß SV	9004900000	4008190482671	J.11
H0,75/17D ZH GRAU	9037420000	4008190492991	J.12
H0,75/17D GRAU ZH SV	9004770000	4008190038816	J.12
H0,75/17T ZH HELLBLAU	9037620000	4008190493264	J.12
H0,75/17T ZH HELLBLAUSV	9005140000	4008190482725	J.12
H0,75/18 WEISS SV	9028300000	4008190902063	J.9
H0,75/18 WEISS	9025910000	4008190063702	J.9
H0,75/18D GRAU	9019060000	4008190049560	J.10
H0,75/18T HELLBLAU	9021060000	4008190071158	J.10
H0,75/24,5 ZH WEIß	9037250000	4008190492724	J.11
H0,75/24,5D ZH GRAU	9037430000	4008190493004	J.12
H0,75/24,5T ZH HELLBLAU	9037630000	4008190493271	J.12
H0.75/14 HELLBLAU	9021040000	4008190083168	J.10
H014/10 GRAU SV	9005180000	4008190859909	J.9
H1,0/12 GELB SV	9028310000	4008190902070	J.9
H1,0/14 GELB BD GSP	9005830000	4008190275891	J.9
H1,0/14D ROT BD GSP	9005880000	4008190275945	J.10
H1,0/14S GELB SV	9025710000	4008190031442	J.12
H1,0/15 ZH GELB	9037260000	4008190492731	J.11
H1,0/15 ZH GELB SV	9018530000	4008190066925	J.11
H1,0/15 ZH GELB SV	9018650000	4032248011407	J.11
H1,0/15D ZH ROT	9037440000	4008190493011	J.12

Type	Order No.	EAN-No.	Page
H1,0/15D ZH ROT SV	9018540000	4008190188832	J.12
H1,0/16 GELB SV	9028320000	4008190902087	J.9
H1,0/18 GELB SV	9028340000	4008190902100	J.9
H1,0/20 ZH GELB SV	9004910000	4008190482688	J.11
H1,0/20 ZH GELB	9037270000	4008190492748	J.11
H1,0/20D ZH ROT	9037450000	4008190493028	J.12
H1,0/20D ROT ZH SV	9004760000	4008190160951	J.12
H1,0/25,6 ZH GELB	9037280000	4008190492755	J.11
H1,0/25,6D ZH ROT	9037460000	4008190493035	J.12
H1,5/12S ROT	9025690000	4008190059439	J.12
H1,5/14 ROT	0463100000	4008190065089	J.9
H1,5/14 ROT BD	9004340000	4008190080723	J.9
H1,5/14 ROT BD GSP	9005840000	4008190275907	J.9
H1,5/14 ROT SV	9026090000	4008190137168	J.9
H1,5/14D SCHWARZ	9019120000	4008190153793	J.10
H1,5/14D SCHWARZ BD	9004350000	4008190005474	J.10
H1,5/14D SCHWARZ BD	9004350000	4008190005474	J.10
H1,5/14D SCHWARZ BD GSP	9005890000	4008190275952	J.10
H1,5/14D SCHWARZ SV	9019430000	4008190107420	J.10
H1,5/14DS schwarz SV	9028360000	4032248023219	J.12
H1,5/14S ROT	9025980000	4008190080730	J.12
H1,5/14S ROT SV	9025720000	4008190072681	J.12
H1,5/14S SCHWARZ	9025240000	4008190085599	J.12
H1,5/16 ROT SV	9028350000	4008190902117	J.9
H1,5/16 ROT	0635100000	4008190141745	J.9
H1,5/16 ZH ROT	9037290000	4008190492762	J.11
H1,5/16 ZH ROT SV	9004410000	4008190009397	J.11
H1,5/16D ZH SCHWARZ	9037470000	4008190493042	J.12
H1,5/16D SCHWARZ	9019130000	4008190023331	J.10
H1,5/16D SCHWARZ	9019130000	4008190023331	J.10
H1,5/16D ZH SCHWARZ SV	9004420000	4008190167455	J.12
H1,5/17,5X SCHWARZ SV	9006590000	4008190332259	J.11
H1,5/18D SCHWARZ	9019140000	4008190046026	J.10
H1,5/18D SCHWARZ	9019140000	4008190046026	J.10
H1,5/19,5X SCHWARZ SV	9006630000	4008190332266	J.11
H1,5/20 ZH ROT SV	9004920000	4008190482695	J.11
H1,5/20 ZH ROT	9037300000	4008190492779	J.11
H1,5/20D ZH SCHWARZ	9037480000	4008190493059	J.12
H1,5/20D SCHWARZ ZH SV	9004750000	4008190055431	J.12
H1,5/24 ROT	0565600000	4008190187071	J.9
H1,5/24D SCHWARZ	9019150000	4008190151676	J.10
H1,5/24D SCHWARZ SV	9004140000	4008190144982	J.10
H1,5/24D SCHWARZ SV	9004140000	4008190144982	J.10
H1,5/25,6 ZH ROT	9037310000	4008190492786	J.11
H1,5/25,6D ZH SCHWARZ	9037490000	4008190493066	J.12
H1/12 GELB	0409700000	4008190152222	J.9
H1/12D ROT	9019070000	4008190029074	J.10
H1/12D ROT	9019070000	4008190029074	J.10
H1/14 GELB	0463000000	4008190024697	J.9
H1/14 GELB BD	9004320000	4008190167523	J.9
H1/14 GELB SV	9026080000	4008190026158	J.9
H1/14D ROT	9019080000	4008190090623	J.10
H1/14D ROT BD	9004330000	4008190047498	J.10
H1/14D ROT BD	9004330000	4008190047498	J.10
H1/14D ROT SV	9019420000	4008190189099	J.10
H1/14S GELB	9025970000	4008190063733	J.12
H1/14S ROT	9018560000	4008190207984	J.12
H1/16 GELB	9025950000	4008190037291	J.9
H1/16D ROT	9019100000	4008190159986	J.10
H1/16D ROT	9019100000	4008190159986	J.10
H1/18 GELB	9025930000	4008190101497	J.9
H1/18D ROT	9019110000	4008190174828	J.10
H1/18D ROT	9019110000	4008190174828	J.10
H10,0/24,5X ROT SV	9006830000	4008190332310	J.11
H10,0/26 ZH ELFENBEIN	9037340000	4008190492816	J.11
H10,0/26 ZH ELFENBEINSV	9004940000	4008190482718	J.11
H10,0/26D ZH ROT	9037570000	4008190493141	J.12
H10,0/26T ZH BRAUN	9037710000	4008190493516	J.12
H10,0/26T ZH BRAUN SV	9005170000	4008190482756	J.12
H10,0/30 ZH ELFENBEIN	9037350000	4008190492823	J.11
H10,0/30D ZH ROT	9037580000	4008190493158	J.12
H10,0/30T ZH BRAUN	9037720000	4008190493530	J.12
H10/22 ELFENBEIN	0534200000	4008190033460	J.9
H10/22D ROT	9019240000	4008190075385	J.10
H10/22T BRAUN	9021150000	4008190086886	J.10
H10/24 DS ZH rot	9018880000	4032248105830	J.12
H10/24 S ZH elfenbein	9018860000	4032248105816	J.11
H10/26D ROT ZH SV	9004710000	4032248044221	J.12
H10/28 ELFENBEIN	0565800000	4008190138646	J.9
H10/28D ROT	9019250000	4008190041410	J.10
H10/28T BRAUN	9021160000	4008190041915	J.10
H10/30 DS ZH rot	9018890000	4032248105847	J.12
H10/30 S ZH elfenbein	9018870000	4032248105823	J.11
H120/50 BLAU	9028220000	4008190891596	J.9
H150/54 GELB	9028230000	4008190891602	J.9
H16,0/25,5X BLAU SV	9006870000	4008190332327	J.11
H16,0/29 ZH GRUEN	9037360000	4008190492830	J.11
H16,0/29D ZH BLAU	9037590000	4008190493165	J.12
H16,0/29T ZH Weiß	9037730000	4008190493554	J.12
H16,0/38 ZH GRUEN	9037370000	4008190492847	J.11
H16,0/38D ZH BLAU	9037600000	4008190493196	J.12
H16,0/38T ZH Weiß	9037740000	4008190493561	J.12
H16/24 GRÜN	0565900000	4008190022181	J.9
H16/24D BLAU	9019260000	4008190125806	J.10
H16/24T WEISS	9021170000	4008190151478	J.10
H16/28 GRÜN	0566000000	4008190165406	J.9
H16/28D BLAU	9019270000	4008190100773	J.10
H16/28T WEISS	9021180000	4008190151980	J.10
H2,5/12 DS BLAU	9028490000	4032248049028	J.12
H2,5/12 TS GRAU	9036200000	4032248067992	J.12
H2,5/14 BLAU SV	9026100000	4008190141141	J.9
H2,5/14 BLAU SV	9026100000	4008190141141	J.10
H2,5/14D BLAU	9019160000	4008190028732	J.10
H2,5/14D BLAU	9019160000	4008190028732	J.9
H2,5/14D BLAU BD	9004360000	4008190083397	J.9
H2,5/14D BLAU BD	9004360000	4008190083397	J.10
H2,5/14D BLAU BD GSP	9005850000	4008190275914	J.10
H2,5/14D BLAU BD GSP	9005850000	4008190275914	J.9
H2,5/14S BLAU	1333100000	4008190160364	J.12
H2,5/14T GRAU	9021070000	4008190128944	J.10
H2,5/14T GRAU BD	9004370000	4008190052508	J.10
H2,5/14T GRAU BD GSP	9005910000	4008190275976	J.10
H2,5/14T GRAU SV	9021240000	4008190115302	J.10
H2,5/14TS grau	9426770000	4032248160693	J.12
H2,5/16 DS BLAU	9036220000	4032248068012	J.12
H2,5/16 TS GRAU	9036210000	4032248068005	J.12
H2,5/17,5X BLAU SV	9006670000	4008190332273	J.11
H2,5/18,5D ZH BLAU	9037500000	4008190493073	J.11
H2,5/18,5D ZH BLAU	9037500000	4008190493073	J.12
H2,5/18,5D ZH BLAU SV	9004430000	4008190099367	J.11
H2,5/18,5D ZH BLAU SV	9004430000	4008190099367	J.12
H2,5/18,5T ZH GRAU	9037640000	4008190493325	J.12
H2,5/18.5 T ZH GRAU SV	9018580000	4008190272647	J.12
H2,5/18D BLAU	9019170000	4008190178024	J.10
H2,5/18D BLAU	9019170000	4008190178024	J.9
H2,5/18T GRAU	9021080000	4008190149345	J.10
H2,5/20,5 T ZH GRAU SV	9005150000	4008190482732	J.12
H2,5/20,5D ZH BLAU	9037510000	4008190493080	J.12
H2,5/20,5D ZH BLAU	9037510000	4008190493080	J.11
H2,5/20,5D BLAU ZH SV	9004740000	4008190031923	J.12
H2,5/20,5D BLAU ZH SV	9004740000	4008190031923	J.11
H2,5/20,5T ZH GRAU	9037650000	4008190493356	J.12
H2,5/21,5X BLAU SV	9006710000	4008190332280	J.11
H2,5/24D BLAU	9019180000	4008190101145	J.10
H2,5/24D BLAU	9019180000	4008190101145	J.9
H2,5/24T GRAU	9021090000	4008190060916	J.10
H2,5/26,5D ZH BLAU	9037520000	4008190493097	J.11
H2,5/26,5D ZH BLAU	9037520000	4008190493097	J.12
H2,5/26,5T ZH GRAU	9037660000	4008190493387	J.12
H25/30 BRAUN	0317000000	4008190158231	J.9
H25/30D 16 GELB	9019280000	4008190038380	J.10
H25/30T SCHWARZ	9021190000	4008190115166	J.10
H25/36 BRAUN	0317100000	4008190049751	J.9
H25/36D GELB	9019300000	4008190054984	J.10
H25/36T SCHWARZ	9021200000	4008190055400	J.10
H35/30 BEIGE	0317200000	4008190023904	J.9
H35/30D 16 ROT	9019310000	4008190102234	J.10
H35/30D ROT	9019320000	4008190111847	J.10
H35/39 BEIGE	0317300000	4008190151294	J.9
H35/39D ROT	9019330000	4008190048365	J.10
H4,0/14 DS GRAU	9028520000	4032248049035	J.12
H4,0/15 TS ORANGE	9036230000	4032248068029	J.12
H4,0/19,5X GRAU SV	9006750000	4008190332297	J.11
H4,0/22D ZH GRAU	9037530000	4008190493103	J.11
H4,0/22D ZH GRAU	9037530000	4008190493103	J.12
H4,0/22T ZH ORANGE	9037670000	4008190493431	J.12
H4,0/22T ZH ORANGE SV	9018590000	4008190272654	J.12
H4,0/28D ZH GRAU	9037540000	4008190493110	J.12
H4,0/28D ZH GRAU	9037540000	4008190493110	J.11
H4,0/28T ZH ORANGE	9037680000	4008190493479	J.12
H4/17 GRAU SV	9026010000	4008190117382	J.9
H4/17 GRAU SV	9026010000	4008190117382	J.10
H4/17D GRAU	9019190000	4008190141349	J.10
H4/17D GRAU	9019190000	4008190141349	J.9
H4/17T ORANGE	9021100000	4008190061708	J.10
H4/17T ORANGE SV	9021250000	4008190159313	J.10
H4/20D GRAU	9019200000	4008190126575	J.9
H4/20D GRAU	9019200000	4008190126575	J.10
H4/20T ORANGE	9021110000	4008190035754	J.10
H4/22D GRAU ZH/SV	9004730000	4008190161811	J.12
H4/22D GRAU ZH/SV	9004730000	4008190161811	J.11
H4/26D GRAU	9019210000	4008190002336	J.10
H4/26D GRAU	9019210000	4008190002336	J.9
H4/26T ORANGE	9021120000	4008190092825	J.10
H50/36 OLIV	0444200000	4008190110284	J.9
H50/36D BLAU	9019340000	4008190067632	J.10
H50/40D BLAU	9019350000	4008190049263	J.10
H6,0/23,0X GELB SV	9006790000	4008190332303	J.11
H6,0/25 ZH SCHWARZ	9037320000	4008190492793	J.11
H6,0/25 ZH SCHWARZ SV	9004930000	4008190482701	J.11
H6,0/25D ZH GELB	9037550000	4008190493127	J.12
H6,0/25T ZH GRUEN	9037690000	4008190493486	J.12
H6,0/25T ZH GRüN SV	9005160000	4008190482749	J.12
H6,0/29 ZH SCHWARZ	9037330000	4008190492809	J.11
H6,0/29D ZH GELB	9037560000	4008190493134	J.12
H6,0/29T ZH GRUEN	9037700000	4008190493509	J.12
H6/20 SCHWARZ	0533500000	4008190183905	J.9
H6/20D GELB	9019220000	4008190151607	J.10
H6/20T GRÜN	9021130000	4008190111731	J.10
H6/25D GELB ZH SV	9004720000	4008190962210	J.12
H6/26 SCHWARZ	0565700000	4008190026837	J.9
H6/26D GELB	9019230000	4008190072117	J.10
H6/26T GRüN	9021140000	4008190022501	J.10
H70/40 GELB	9028200000	4008190891572	J.9
H95/44 ROT	9028210000	4008190891589	J.9
HP 1 ADP1	0485560000	4008190071042	I.16
HP 2 ADP2	0485660000	4008190181697	I.16
HP 3 ADP3	0485760000	4008190030254	I.16
HP 4 ADP3	0485860000	4008190151096	I.16
HP 7 TSK31.5	0258260000	4008190034788	I.16
HP 8 ADP 1	0258360000	4008190114510	I.16
HP EK132/2 AD250	0634300000	4008190022426	I.18
HTG 58	9012000000	4008190118372	I.14
HTI 15	9014400000	4008190159412	J.8

I

IK 16/6 BL ZB16/6	0565580000	4008190161774	H.4
IK 16/6 GG ZB16	0565560000	4008190112448	H.4
IK 16/ZB16 BL	0502980000	4008190159696	H.4
IK 16/ZB16 GG	0502960000	4008190113438	H.4
IK 35/ZB35 BL	0502780000	4008190141455	H.4
IK 35/ZB35 GG	0502760000	4008190157678	H.4
IK 4 BL ZB4	0475480000	4008190145668	H.4
IK 4 GG ZB4	0475460000	4008190065348	H.4
IK 4/6 BL ZB4/6	0565380000	4008190093440	H.4
IK 6 BL ZBE6K	0526080000	4008190032425	H.4
IK 6 GG ZBE6K	0526060000	4008190128647	H.4
IS 3 KG	1806650000	4032248276820	J.24
IS 4 KG	1806660000	4032248276837	J.24
IS2 KG	1806630000	4032248276813	J.24
ISPF QB58 BL	0546080000	4008190927035	I.13
ISPF QB58 RT	0546040000	4008190497941	I.13
ISPF QB58 SW	0546000000	4008190116705	I.13
ISPF QB75 BL	0526780000	4008190093105	I.13
ISPF QB75 RT	0526760000	4008190157821	I.13
ISPF QB75 SW	0526700000	4008190093723	I.13

K

KDKS 1/32	9503300000	4008190085858	B.21
KDKS 1/35	9503310000	4008190182304	A.23
KDKS1/EN LD 115VAC	8142840000	4008190047689	C.5
KDKS1/EN LD 230VAC	8148910000	4008190096076	C.5
KDKS1/EN LD 24 VAC	8148930000	4008190002572	C.5
KDKS1/EN LD 24VDC	8146450000	4008190171902	C.5
KDKS1/EN LD 48 VAC	8148920000	4008190085803	C.5
KISC M2.5X11/4.5 AKZ1.5	0400100000	4008190068196	I.9
KISC M3X15/6 SAK2.5	0359000000	4008190061548	I.10
KISC M3X15/6 SAK2.5	0359000000	4008190061548	I.9
KISC M3X15/6 SAK2.5 CU5	0377200000	4008190006389	I.12
KISC M3X20 SAK10 CU5	0377100000	4008190060350	I.12
KISC M3X20 SAK10 CU5	0377100000	4008190060350	I.21
KISC M3X20.5/10 EK4	0303000000	4008190163686	I.9
KISC M3X20.5/10 EK4	0303000000	4008190163686	I.10
KISC M3X6 SAKS1	0346200000	4008190175658	B.27
KISC M5X50/26 SAK95	0630200000	4008190024246	I.9
KLBÜ 10-20 CPF	1752701001	4032248044436	G.11
KLBÜ 10-20 SC	1712321001	4032248032341	G.8
KLBÜ 15-32 CPF	1752711001	4032248044443	G.11
KLBÜ 3-8 CPF SS	1752681001	4032248044399	G.11
KLBÜ 3-8 SC	1692261001	4032248032365	G.8
KLBÜ 4-13.5 CPF	1752691001	4032248044429	G.11
KLBÜ 4-13.5 SC	1712311001	4032248032358	G.8
KLBUE 10-20	1600490000	4008190151874	G.4
KLBUE 15-32	1716300000	4008190350499	G.4
KLBUE 15-32 SC	1718341001	4032248032310	G.8
KLBUE 2X2-6	1675350000	4008190450083	G.4
KLBUE 3-8	1600480000	4008190130589	G.4
KLBUE 4-13.5	1592810000	4008190182250	G.4
KLBUE CO 1	1753311001	4032248064427	G.5
KLBUE CO 2	1752131001	4032248064434	G.5
KLBUE CO 3	1749151001	4032248064441	G.5
KLBUE CO 4	1749161001	4032248064458	G.5
KLBUE CO 5	1755081001	4032248064472	G.5
KLBUE SH1	0635960000	4008190007140	H.3
KMVF LI 6.3 EP/SW	0249100000	4008190085476	D.8
KMVF RE 6.3 EP/SW	0249200000	4008190004019	D.8
KMVT LI 2.4 EP/SW	0249300000	4008190004798	D.9
KMVT RE 2.4 EP/SW	0249400000	4008190159016	D.9
KS 10 O.D10	0141620000	4008190053697	F.4
KS 2 O.D2	0134420000	4008190084813	F.4
KS 4 O.D4	0140320000	4008190044336	F.4
KS 6 O.D6	0140620000	4008190071769	F.4
KSKM 1/32 G20	9509570000	4008190456825	B.20
KSKM 1/35 G20	9509600000	4008190456795	A.22
KSKM 2/32 GZ 1X1/4	9509580000	4008190456832	B.20
KSKM 2/35 GZ 1X1/4	9509610000	4008190456801	A.22
KSKM 3/35 GZ 1 1/4X1/4	9509620000	4008190456818	A.23
KST 10/32 M10X39	9501330000	4008190456993	B.61
KST 10/35 M10X39	9506960000	4008190425784	A.49
KST 10/35 M10X39	9528330000	4008190881207	A.49
KST 12/32 M12X37	9501340000	4008190457006	B.61
KST 12/35 M12X37	9506970000	4008190425791	A.49
KST 12/35 M12X37	9528340000	4008190881214	A.49
KST 5/32 M5X18	9503370000	4008190456962	B.60
KST 5/35 M5X18	9508230000	4008190425753	A.48
KST 5/35 M5X18	9528300000	4008190881177	A.48
KST 6/32 M6X22	9501310000	4008190456979	B.60
KST 6/35 M6X22	9506940000	4008190425760	A.48
KST 6/35 M6X22	9528310000	4008190881184	A.48
KST 8/32 M8X30	9501320000	4008190456986	B.61
KST 8/35 M8X30	9528320000	4008190881191	A.49
KST 8/35 M8X30	9506950000	4008190425777	A.49
KT 12	9002660000	4008190181970	J.2
KT 8	9002650000	4008190020163	J.2
KT ZQV	9002170000	4032248291670	J.3

Type	Order No.	EAN-No.	Page
M			
Magazin PrintJet	1813090000	4032248296521	K.19
Magazin SMark Laser	1782880000	4032248179527	K.18
MB M3/M5 CRM	0503500000	4008190182083	H.11
MB M5/M3 SW	0553400000	4008190122263	H.11
MB M6/M4 GR	0334900000	4008190057602	H.11
MF 10/5 MC FS 1-50	1681200001	4008190910150	K.13
MF 10/5 MC FS 101-150	1681200101	4008190910174	K.13
MF 10/5 MC FS 151-200	1681200151	4008190910181	K.13
MF 10/5 MC FS 51-100	1681200051	4008190910167	K.13
MF 10/5 MC FSZ 1-10	1681210001	4008190929558	K.13
MF 10/5 MC FSZ L1,L2-PE	1681571187	4008190929794	K.13
MF 10/5 MC FW 1-50	1681080001	4008190899141	K.13
MF 10/5 MC FW 101-150	1681080101	4008190899165	K.13
MF 10/5 MC FW 151-200	1681080151	4008190899189	K.13
MF 10/5 MC FW 51-100	1681080051	4008190899158	K.13
MF 10/5 MC GS PE	1681231187	4008190935375	K.13
MF 10/5 MC GW PE	1681191187	4008190929534	K.13
MF 10/5 MC NEUTRAL	1677160000	4008190475505	K.13
MF 10/5 MC SONDERDRUCK	1677170000	4008190475512	K.13
MF 10/6 MC FS 1-50	1681360001	4008190322779	K.13
MF 10/6 MC FS 101-150	1681360101	4008190322793	K.13
MF 10/6 MC FS 151-200	1681360151	4008190322809	K.13
MF 10/6 MC FS 51-100	1681360051	4008190322786	K.13
MF 10/6 MC FSZ 1-10	1681370001	4008190943936	K.13
MF 10/6 MC FW 1-50	1681240001	4008190944063	K.13
MF 10/6 MC FW 101-150	1681240101	4008190944087	K.13
MF 10/6 MC FW 151-200	1681240151	4008190944094	K.13
MF 10/6 MC FW 51-100	1681240051	4008190944070	K.13
MF 10/6 MC FWZ 1-10	1681260001	4008190944339	K.13
MF 10/6 MC FWZ L1,L2-PE	1681271187	4008190935856	K.13
MF 10/6 MC GS PE	1681391187	4008190935870	K.13
MF 10/6 MC GW L1	1681341075	4008190943677	K.13
MF 10/6 MC GW L2	1681341076	4008190943684	K.13
MF 10/6 MC GW L3	1681341077	4008190943691	K.13
MF 10/6 MC GW PE	1681351187	4008190322748	K.13
MF 10/6 MC NEUTRAL	1677220000	4008190475529	K.13
MF 10/6 MC SONDERDRUCK	1677230000	4008190475536	K.13
MF 12/5 MC NEUTRAL	1677180000	4008190470579	K.13
MF 12/5 MC SONDERDRUCK	1677190000	4008190470586	K.13
MF 5/5 MC NEUTRAL	1816250000	4032248306206	K.13
MF 5/5 MC SONDERDRUCK	1816320000	4032248306602	K.13
MF 5/5 Mini MC NEUTRAL	1816240000	4032248306190	K.13
MF 5/5 Mini MC SONDERDR	1816310000	4032248306589	K.13
MF 5/6 MC NEUTRAL	1816260000	4032248306183	K.13
MF 5/6 MC SONDERDRUCK	1816330000	4032248306596	K.13
MF 8/5 MC NEUTRAL	1677140000	4008190475482	K.13
MF 8/5 MC SONDERDRUCK	1677150000	4008190475499	K.13
MF 9/5 MC NEUTRAL	1816270000	4032248306312	K.13
MF 9/5 MC SONDERDRUCK	1816340000	4032248306718	K.13
MF 9/5F MC NEUTRAL	1816280000	4032248306329	K.13
MF 9/5F MC SONDERDRUCK	1816350000	4032248306725	K.13
MF 9/6 MC NEUTRAL	1816290000	4032248306336	K.13
MF 9/6 MC SONDERDRUCK	1816360000	4032248306732	K.13
MK 10/14	0370160000	4008190101428	F.3
MK 2/12	0241260000	4008190026738	F.2
MK 3/10	0274620000	4008190117559	F.2
MK 3/10/E	7906190000	4008190576394	F.6
MK 3/11/E	7906200000	4008190576400	F.6
MK 3/12	0243520000	4008190072834	F.2
MK 3/12/E	7906210000	4008190576417	F.6
MK 3/2	0273820000	4008190142117	F.2
MK 3/2/E	7906110000	4008190576318	F.6
MK 3/3	0273920000	4008190104894	F.2
MK 3/3/E	7906120000	4008190576325	F.6
MK 3/4	0274020000	4008190020712	F.2
MK 3/4/E	7906130000	4008190576332	F.6
MK 3/5	0274120000	4008190010607	F.2
MK 3/5/E	7906140000	4008190576349	F.6
MK 3/6	0274220000	4008190153847	F.2
MK 3/6/E	7906150000	4008190576356	F.6
MK 3/7	0274320000	4008190187507	F.2
MK 3/7/E	7906160000	4008190576363	F.6
MK 3/8	0274420000	4008190185015	F.2
MK 3/8/E	7906170000	4008190576370	F.6
MK 3/9	0274520000	4008190074722	F.2
MK 3/9/E	7906180000	4008190576387	F.6
MK 4/16	0244220000	4008190107222	F.3
MK 5/2 O.DE	0243820000	4008190035365	F.4
MK 6/2	0620420000	4008190020569	F.3
MK 6/2/E	7906220000	4008190576424	F.7
MK 6/3	0620320000	4008190077440	F.3
MK 6/3/E	7906230000	4008190576431	F.7
MK 6/4	0620220000	4008190026905	F.3
MK 6/4/E	7906240000	4008190576448	F.7
MK 6/5/E	7906250000	4008190576455	F.7
MK 6/6	0620120000	4008190129330	F.3
MK 6/6/E	7906260000	4008190576462	F.7
MOFU 35	0495660000	4008190048518	H.11
MOFU 35/LO/1	0646260000	4008190178574	H.11
N			
NSCH 1M	0280200000	4008190012953	H.2
NT 10/35 10X3 BL	0471880000	4008190083045	A.31
NT 16/35 10X3 BL	0499280000	4008190086077	A.31
NT 2.5/35 10X3 BL	0471780000	4008190112820	A.30
NT 6/35 10X3 KRG/BL	0501470000	4008190041052	A.30

Type	Order No.	EAN-No.	Page
P			
P 14/10 D01 RT SAKS4	0328700000	4008190010294	B.27
P 14/10 D01 RT SAKS4	0328700000	4008190010294	A.29
P 14/2 D01 RS SAKS4	0138000000	4008190114664	B.27
P 14/2 D01 RS SAKS4	0138000000	4008190114664	A.29
P 14/4 D01 BR SAKS4	0138100000	4008190077365	B.27
P 14/4 D01 BR SAKS4	0138100000	4008190077365	A.29
P 14/6 D01 GN SAKS4	0328600000	4008190004248	A.29
P 14/6 D01 GN SAKS4	0328600000	4008190004248	B.27
P 16/10 RT SAKS2	0208900000	4008190112578	B.27
P 16/10 RT SAKS2	0208900000	4008190112578	A.29
P 16/16 GR SAKS2	0209000000	4008190144937	B.27
P 16/16 GR SAKS2	0209000000	4008190144937	A.29
P 16/20 BL SAKS2	0209100000	4008190055493	B.27
P 16/20 BL SAKS2	0209100000	4008190055493	A.29
P 18/20 D02 BL SAKS5	0361800000	4008190106249	B.27
P 18/20 D02 BL SAKS5	0361800000	4008190106249	A.29
P 18/25 D02 GE SAKS5	0361900000	4008190091101	B.27
P 18/25 D02 GE SAKS5	0361900000	4008190091101	A.29
P 18/35 D02 SW SAKS5	0362000000	4008190070175	B.27
P 18/35 D02 SW SAKS5	0362000000	4008190070175	A.29
P 18/50 D02 WS SAKS5	0362100000	4008190081874	A.29
P 18/50 D02 WS SAKS5	0362100000	4008190081874	B.27
PJ-Clean Unit	4062150000	4032248297078	K.19
POSC M3X20 PA/NA	0451300000	4008190128265	I.17
PPT/35	3835020000	4008190971885	D.9
PrintJet II 115V	1858980000	4032248410002	K.19
PrintJet II 230V	1858990000	4032248410811	K.19
PS 2.0 MC	0310000000	4008190000059	I.14
PS 2.0 OR	0293800000	4008190042356	I.14
PS 2.3 RT	0180400000	4008190060121	I.14
PS 2.3 RT	0180400000	4008190060121	E.2
PS 2.3 RT	0180400000	4008190060121	E.3
PS 4 FSTB 4	0299600000	4008190074043	I.14
PZ 1,5	9005990000	4008190085964	J.8
PZ 16	9012600000	4008190035440	J.6
PZ 16	9012600000	4008190035440	J.8
PZ 3	0567300000	4008190052423	J.8
PZ 4	9012500000	4008190090920	J.8
PZ 50	9006450000	4008190095796	J.8
PZ 50	9006450000	4008190095796	J.6
PZ 6 HEX	9013650000	4032248065516	J.8
PZ 6 Roto	9014350000	4008190406615	J.8
PZ 6 Roto	9014350000	4008190406615	J.5
PZ 6/5	9011460000	4008190165352	J.8
PZ 6/5	9011460000	4008190165352	J.5
PZ ZH 16	9013600000	4032248065523	J.8
Q			
Q 10 AKZ1.5	0368500000	4008190159481	E.2
Q 10 AKZ1.5	0368500000	4008190159481	I.11
Q 10 AKZ4	0368600000	4008190056766	E.3
Q 10 AKZ4SS	0369300000	4008190065744	I.11
Q 10 DLI	1313100000	4008190167622	I.11
Q 10 SAK10	0457400000	4008190016166	I.9
Q 10 SAK16	0457800000	4008190082512	I.9
Q 10 SAK2.5	0368700000	4008190107796	I.9
Q 10 SAK4	0368800000	4008190049478	I.9
Q 10 SAK6N	0457000000	4008190153762	I.21
Q 10 SAK6N	0457000000	4008190153762	I.9
Q 2 AKZ1.5	0368200000	4008190149987	I.11
Q 2 AKZ1.5	0368200000	4008190149987	E.2
Q 2 AKZ4	0336400000	4008190037680	I.9
Q 2 AKZ4	0336400000	4008190037680	I.11
Q 2 AKZ4	0336400000	4008190037680	E.3
Q 2 AKZ4SS	0369000000	4008190143589	I.11
Q 2 DLI	1312500000	4008190039837	I.11
Q 2 SAK10	0457100000	4008190103545	I.9
Q 2 SAK16	0457500000	4008190055349	I.9
Q 2 SAK4	0336700000	4008190033842	I.9
Q 2 SAK6N	0456700000	4008190150044	I.21
Q 2 SAK6N	0456700000	4008190150044	I.9
Q 3 AKZ1.5	0368300000	4008190074913	I.11
Q 3 AKZ1.5	0368300000	4008190074913	E.2
Q 3 AKZ4	0336500000	4008190121730	I.9
Q 3 AKZ4	0336500000	4008190121730	E.3
Q 3 AKZ4	0336500000	4008190121730	I.11
Q 3 AKZ4SS	0369100000	4008190074975	I.11
Q 3 DLI	1312600000	4008190024604	I.11
Q 3 SAK10	0457200000	4008190135379	I.9
Q 3 SAK16	0457600000	4008190022280	I.9
Q 3 SAK4	0336800000	4008190089795	I.9
Q 3 SAK6N	0456800000	4008190110277	I.21
Q 3 SAK6N	0456800000	4008190110277	I.9
Q 4 AKZ1.5	0368400000	4008190153892	I.11
Q 4 AKZ1.5	0368400000	4008190153892	E.2
Q 4 AKZ4	0336600000	4008190096656	E.3
Q 4 AKZ4	0336600000	4008190096656	I.11
Q 4 AKZ4SS	0369200000	4008190089207	I.11
Q 4 DLI	1312700000	4008190162122	I.11
Q 4 SAK10	0457300000	4008190129750	I.9
Q 4 SAK16	0457700000	4008190070823	I.9
Q 4 SAK4	0336900000	4008190036201	I.9
Q 4 SAK6N	0456900000	4008190032579	I.21
Q 4 SAK6N	0456900000	4008190032579	I.9
QB 10 SAKT1	0343800000	4008190168032	I.21
QB 2 SAKT1	0205700000	4008190073725	I.21

Type	Order No.	EAN-No.	Page
QB 2 WI RA6 IS	0482700000	4008190166021	E.3
QB 2 WI RA6 IS	0482700000	4008190166021	I.13
QB 2 WI RA8 IS	0461100000	4008190034818	I.13
QB 25/6.5/11.5 SAKR	0134000000	4008190118945	E.3
QB 3 SAKT1	0205800000	4008190173364	I.21
QB 3 WI RA6 IS	0482800000	4008190145217	I.13
QB 3 WI RA6 IS	0482800000	4008190145217	E.3
QB 3 WI RA8 IS	0461200000	4008190161699	I.13
QB 4 SAKT1	0205900000	4008190046200	I.21
QB 4 WI RA6 IS	0482900000	4008190086169	I.13
QB 4 WI RA6 IS	0482900000	4008190086169	E.3
QB 4 WI RA8 IS	0461300000	4008190025373	I.13
QB 58/8/15	0545400000	4008190028794	I.13
QB 58/8/9/WI	0545300000	4008190125080	I.13
QB 75/6.2/15	0535200000	4008190179168	I.13
QB 75/6.2/9/WI	0526400000	4008190099923	I.13
QL 10 SAK10	0470600000	4008190127992	I.9
QL 10 SAK16	0471000000	4008190150761	I.9
QL 10 SAK2.5	0338100000	4008190189426	I.10
QL 10 SAK2.5	0338100000	4008190189426	I.9
QL 10 SAK35	0338600000	4008190106133	I.9
QL 10 SAK35	0338600000	4008190106133	I.11
QL 10 SAK35N	0565200000	4008190174286	I.9
QL 10 SAK4	0338200000	4008190107413	I.10
QL 10 SAK4	0338200000	4008190107413	I.9
QL 10 SAK6N	0338300000	4008190176679	I.10
QL 10 SAK6N	0338300000	4008190176679	I.21
QL 10 SAK6N	0338300000	4008190176679	I.9
QL 10 SAKS1	0338800000	4008190127039	B.27
QL 10 SAKS1	0338800000	4008190127039	I.9
QL 10 SAKS2	0338900000	4008190105723	B.27
QL 10 SAKS2	0338900000	4008190105723	I.9
QL 10 SAKS4	0339000000	4008190025335	I.9
QL 15 SAK6N	0221200000	4008190042110	I.21
QL 2 DLI	0297200000	4008190057176	I.9
QL 2 SAK10	0470300000	4008190023690	I.9
QL 2 SAK10	0470300000	4008190023690	I.10
QL 2 SAK16	0470700000	4008190182618	I.9
QL 2 SAK2.5	0155900000	4008190145408	I.9
QL 2 SAK2.5	0155900000	4008190145408	I.10
QL 2 SAK35	0123600000	4008190092566	I.9
QL 2 SAK35N	0564900000	4008190099282	I.9
QL 2 SAK4	0130600000	4008190077372	I.9
QL 2 SAK4	0130600000	4008190077372	I.10
QL 2 SAK6N	0194300000	4008190182854	I.10
QL 2 SAK6N	0194300000	4008190182854	I.21
QL 2 SAK6N	0194300000	4008190182854	I.9
QL 2 SAK6N-SAK35	0207400000	4008190061296	I.10
QL 2 SAK70	0345300000	4008190000813	I.9
QL 2 SAKA10	0135500000	4008190099404	I.10
QL 2 SAKG28	0551200000	4008190038526	I.9
QL 2 SAKS1	0191400000	4008190123130	B.27
QL 2 SAKS1	0191400000	4008190123130	I.9
QL 2 SAKS2	0207800000	4008190144364	I.9
QL 2 SAKS2	0207800000	4008190144364	B.27
QL 2 SAKS4	0328000000	4008190071165	I.9
QL 3 DLI	0297300000	4008190034634	I.9
QL 3 SAK10	0470400000	4008190143312	I.9
QL 3 SAK16	0470800000	4008190011574	I.9
QL 3 SAK2.5	0156000000	4008190027360	I.9
QL 3 SAK2.5	0156000000	4008190027360	I.10
QL 3 SAK35	0123700000	4008190182526	I.9
QL 3 SAK35N	0565000000	4008190076597	I.9
QL 3 SAK4	0130700000	4008190085117	I.9
QL 3 SAK6N	0194400000	4008190063351	I.9
QL 3 SAK6N	0194400000	4008190063351	I.10
QL 3 SAK6N	0194400000	4008190063351	I.21
QL 3 SAK70	0167000000	4008190001018	I.9
QL 3 SAKG28	0407600000	4008190038328	I.9
QL 3 SAKS1	0191500000	4008190036881	B.27
QL 3 SAKS1	0191500000	4008190036881	I.9
QL 3 SAKS2	0207900000	4008190047795	B.27
QL 3 SAKS2	0207900000	4008190047795	I.9
QL 3 SAKS4	0328100000	4008190097639	I.9
QL 4 SAK10	0470500000	4008190154103	I.9
QL 4 SAK16	0470900000	4008190112257	I.9
QL 4 SAK2.5	0156100000	4008190076443	I.10
QL 4 SAK2.5	0156100000	4008190076443	I.9
QL 4 SAK35	0123800000	4008190165390	I.9
QL 4 SAK35N	0565100000	4008190162139	I.9
QL 4 SAK4	0130800000	4008190173715	I.10
QL 4 SAK4	0130800000	4008190173715	I.9
QL 4 SAK6N	0194500000	4008190025601	I.9
QL 4 SAK6N	0194500000	4008190025601	I.10
QL 4 SAK6N	0194500000	4008190025601	I.21
QL 4 SAKG28	0407700000	4008190078409	I.9
QL 4 SAKS1	0191600000	4008190105518	B.27
QL 4 SAKS1	0191600000	4008190105518	I.9
QL 4 SAKS2	0208000000	4008190069100	I.9
QL 4 SAKS2	0208000000	4008190069100	B.27
QL 4 SAKS4	0328200000	4008190086428	I.9
QL 5 SAK6N	0220500000	4008190111175	I.21
QL 6 SAK6N	0220600000	4008190014544	I.21
QS 2/10/4	0270860000	4008190062620	I.13
QS 2/10/4	0270860000	4008190062620	I.21
QS 2/12/4	0270760000	4008190011420	I.13
QS 2/12/4	0270760000	4008190011420	I.21
QS 2/6.5/2.3 SAK4	0212700000	4008190047269	I.13
QS 2/8/4	0270960000	4008190077006	I.13
QS 2/8/4	0270960000	4008190077006	I.21

Type	Order No.	EAN-No.	Page
QVS 2 SAKT1+2	0307300000	4008190036140	I.20
QVS 2/S SAKT1+2	0358460000	4008190157937	I.20
QVS 3 SAKT1+2	0329300000	4008190084714	I.20
QVS 4 SAKT1+2	0307400000	4008190091941	I.20
QVSK 2 SAKT1	1670360000	4008190431242	I.20

R

RSF 1 KRG	0270320000	4008190009922	B.28
RSF 2	0623320000	4008190524692	B.29
RSF 3	0497520000	4008190521462	B.29
RSF 3 PA	0497560000	4008190158590	B.28
RSF 3/35	9501160000	4008190549534	A.11

S

SAK 10	0110060000	4008190027056	B.3
SAK 10 BL	0110080000	4008190151799	B.3
SAK 10 KRG	0110020000	4008190047214	B.7
SAK 10 KRG/BL	0110070000	4008190143824	B.7
SAK 10/35	0443760000	4008190136949	A.3
SAK 10/35 BL	0443780000	4008190152512	A.3
SAK 10/35 KRG	0443720000	4008190183899	A.8
SAK 10/35 KRG/BL	0443770000	4008190103781	A.8
SAK 10/EN	0337660000	4008190062231	C.3
SAK 10/EN BL	1784410000	4032248259717	C.3
SAK 16	0271060000	4008190078324	B.4
SAK 16 BL	0271080000	4008190097578	B.4
SAK 16 KRG	0271020000	4008190120856	B.7
SAK 16/35 KRG	0380620000	4008190153861	A.9
SAK 16/35 PA	0380660000	4008190118204	A.4
SAK 16/EN	0339760000	4008190069544	C.3
SAK 16/EN BL	1784390000	4032248259694	C.3
SAK 2.5	0279660000	4008190069926	B.2
SAK 2.5 BL	0279680000	4008190076474	B.2
SAK 2.5 KRG	0279620000	4008190100087	B.6
SAK 2.5 KRG/BL	0279670000	4008190186630	B.6
SAK 2.5 LL	0323660000	4008190114855	B.41
SAK 2.5 LL KRG	0323620000	4008190140489	B.50
SAK 2.5 LL KRG/BL	0323670000	4008190039134	B.50
SAK 2.5 LS	0544160000	4008190160715	B.41
SAK 2.5 LS KRG	0544120000	4008190162023	B.49
SAK 2.5 SL	0351460000	4008190010461	B.41
SAK 2.5 SL KRG/BL	0351470000	4008190015725	B.49
SAK 2.5 ST WA 1.6/KRG	0485920000	4008190010652	B.47
SAK 2.5 ST WA 2.4	0687020000	4008190113544	B.48
SAK 2.5 SW 1X1	0108560000	4008190184032	B.39
SAK 2.5 SW 1X1/KRG	0108520000	4008190154165	B.47
SAK 2.5 TS SE 1.6/KRG	0478820000	4008190126339	B.47
SAK 2.5 TS SE 2.4/KRG	0371020000	4008190046361	B.48
SAK 2.5 TT SE 2.4/KRG	0485020000	4008190018429	B.48
SAK 2.5+LS KRG	0309120000	4008190131791	B.49
SAK 2.5/35	0380460000	4008190042363	A.2
SAK 2.5/35 BL	0380480000	4008190131869	A.2
SAK 2.5/35 KRG	0380420000	4008190014360	A.7
SAK 2.5/35 KRG/BL	0380470000	4008190124014	A.7
SAK 2.5/35 LL	0567260000	4008190149161	A.41
SAK 2.5/35 SL	0495060000	4008190103217	A.41
SAK 2.5/EN	0218660000	4008190010171	C.2
SAK 2.5/EN BL	0218680000	4008190158385	C.2
SAK 2.5/TC AL	0107160000	4008190188726	B.34
SAK 2.5/TC CH	0107260000	4008190113711	B.34
SAK 2.5/TC CO	0189860000	4008190064549	B.34
SAK 2.5/TC CU	0189960000	4008190171506	B.34
SAK 2.5/TC FE	0190060000	4008190090678	B.34
SAK 35	0303560000	4008190169053	B.4
SAK 35 BL	0303580000	4008190016944	B.4
SAK 35 KRG	0303520000	4008190172114	B.8
SAK 35/35	0380760000	4008190063962	A.4
SAK 35/35 BL	0380780000	4008190021986	A.4
SAK 35/35/IK	0582460000	4008190090692	A.5
SAK 35/EN	0339860000	4008190076573	C.4
SAK 35/EN BL	1784400000	4032248259700	C.4
SAK 35/IK	0476560000	4008190097400	B.5
SAK 35/IK KRG	0476520000	4008190134471	B.8
SAK 35N	0550660000	4008190165925	B.5
SAK 35N KRG	0550620000	4008190168674	B.9
SAK 35N/35	0608260000	4008190157470	A.5
SAK 35N/35 KRG	0608220000	4008190126278	A.9
SAK 35N/35/IK	0608360000	4008190090197	A.5
SAK 35N/35/IK KRG	0608320000	4008190184940	A.9
SAK 35N/35/IK KRG/BL	0608370000	4008190104436	A.9
SAK 35N/IK	0555760000	4008190143749	B.5
SAK 4	1716240000	4008190377137	B.3
SAK 4 BL	0128380000	4008190113629	B.3
SAK 4 CUN/EP/SW	0168800000	4008190407636	D.6
SAK 4 EP/SW	0128300000	4008190407629	D.6
SAK 4 KRG	0128320000	4008190024796	B.6
SAK 4 KRG BL	0128370000	4008190110475	B.6
SAK 4 S 6.3 KRG	0479520000	4008190104047	B.45
SAK 4 S 6.3/2.8	0401260000	4008190134730	B.37
SAK 4 S 6.3/2.8/KRG	0401220000	4008190035655	B.45
SAK 4 S/35 6.3/2.8	0630360000	4008190093716	A.37
SAK 4 SS 6.3 KRG/BL	0352970000	4008190133092	B.46
SAK 4 SS 6.3/2.8	0479660000	4008190185527	B.37
SAK 4 SS 6.3/2.8 KRG	0479620000	4008190060992	B.46
SAK 4 SS 6.3/2.8 KRG/BL	0479670000	4008190148782	B.46
SAK 4 SS 6.3/KRG	0352920000	4008190153915	B.46
SAK 4 SS 6.3/PA	0352960000	4008190085186	B.37
SAK 4 SS/35 6.3/2.8	0630460000	4008190098599	A.38
SAK 4/35	0443660000	4008190019990	A.3
SAK 4/35 BL	0443680000	4008190003869	A.3
SAK 4/35 KRG	0443620000	4008190095642	A.7
SAK 4/35 KRG/BL	0443670000	4008190126186	A.7
SAK 4/EN	0467460000	4008190002749	C.2
SAK 4/EN BL	0467480000	4008190065669	C.2
SAK 6/35	0380560000	4008190134648	A.3
SAK 6/35 BL	0380580000	4008190029050	A.3
SAK 6/35 KRG	0380520000	4008190007300	A.8
SAK 6/35 KRG/BL	0380570000	4008190040642	A.8
SAK 6/EN	0212860000	4008190065553	C.3
SAK 6/EN BL	0212880000	4008190107147	C.3
SAK 6N	0193260000	4008190031893	B.3
SAK 6N BL	0193280000	4008190020644	B.3
SAK 6N KRG	0193220000	4008190098285	B.7
SAK 6N KRG/BL	0193270000	4008190450380	B.7
SAK 70 KRG	0340820000	4008190080754	B.9
SAK 70 KRG/BL	0340870000	4008190053321	B.9
SAK 70/35	0139160000	4008190088552	A.6
SAK 95 KRG	0550520000	4008190077389	B.9
SAK 95/35 KRG	0662220000	4008190140991	A.10
SAKA 10	0134120000	4008190083380	B.30
SAKB 10	0134920000	4008190143138	B.30
SAKC 10 2STB	0324120000	4008190049959	B.19
SAKC 10 STB/RE	0324020000	4008190055523	B.19
SAKC 10/35 1STB4 KRG	1404520000	4008190170400	A.20
SAKC 4 KRG	0340720000	4008190160609	B.19
SAKC 4/35	0357520000	4008190185077	A.20
SAKC 4/35 BL	0357570000	4008190045913	A.20
SAKD 2.5/35	0268860000	4008190136284	A.2
SAKD 2.5/35 BL	0268880000	4008190061951	A.2
SAKD 2.5N	0215560000	4008190163433	B.2
SAKD 2.5N BL	0215580000	4008190082086	B.2
SAKE 35	0144400000	4008190122744	B.14
SAKE 70/32	0213200000	4008190088712	B.15
SAKG 28 I	0170020000	4008190152000	B.52
SAKG 28 II	0170320000	4008190126247	B.53
SAKG 28 II/GW	0185020000	4008190022822	B.53
SAKG 28 III	0170820000	4008190039356	B.54
SAKG 32 I	0286620000	4008190116750	B.54
SAKG 32 II	0170420000	4008190011369	B.55
SAKG 32 II/GW	0185120000	4008190014568	B.55
SAKG 32 III	0286720000	4008190081010	B.55
SAKG 32/35 I	0637120000	4008190111496	A.42
SAKG 32/35 II	0637320000	4008190018276	A.43
SAKG 32/35 II/GW	0637420000	4008190070564	A.43
SAKG 32/35 III	0637220000	4008190083366	A.44
SAKG 40 I	0286820000	4008190163273	B.56
SAKG 40 II	0170520000	4008190049911	B.57
SAKG 40 II/GW	0185220000	4008190088408	B.57
SAKG 40 III	0286920000	4008190137847	B.57
SAKG 40/35 I	0637520000	4008190014872	A.45
SAKG 40/35 II	0637720000	4008190101367	A.45
SAKG 40/35 II/GW	0637820000	4008190052409	A.45
SAKG 40/35 III	0637620000	4008190112189	A.46
SAKG 46 I/AL	1287920000	4008190006372	B.59
SAKG 46 II	0170620000	4008190170592	B.58
SAKG 46 II/GW	0185320000	4008190125257	B.58
SAKG 46/35 II	0637920000	4008190122645	A.46
SAKG 46/35 II/GW	0638020000	4008190008161	A.47
SAKG 54 II	0170720000	4008190064044	B.59
SAKG 54 II/GW	0185420000	4008190052577	B.59
SAKG 54/35 II	0638120000	4008190068646	A.47
SAKG 54/35 II/GW	0638220000	4008190092443	A.47
SAKG 70 II/GW	0150420000	4008190126841	B.56
SAKG 70/35 II/GW	0636620000	4008190157876	A.44
SAKH 10 CUN/EP/SW	1104700000	4008190175092	D.7
SAKH 10 EP/SW	0126700000	4008190033156	D.7
SAKH 35 EP/SW	1596240000	4008190093570	D.7
SAKH 35/M.AP CUN/EP/SW	1593540000	4008190185725	D.7
SAKH 6 EP/SW	0126600000	4008190121471	D.6
SAKK 10	9502610000	4008190550592	D.3
SAKK 10 KER/WS	1598090000	4008190185565	D.3
SAKK 4	9502600000	4008190550585	D.2
SAKK 4 KER/WS	1598080000	4008190020729	D.2
SAKR	0412160000	4008190016418	B.16
SAKR 15	0412760000	4008190035310	E.3
SAKR 15 2STB	0412860000	4008190018290	E.3
SAKR 2STB	0412260000	4008190054403	B.16
SAKR 2STB BL	0412280000	4008190096915	B.16
SAKR 2STB KRG	0412220000	4008190049058	B.18
SAKR BL	0412180000	4008190026745	B.16
SAKR D 2STB2.3	0413160000	4008190077921	B.17
SAKR KRG	0412120000	4008190074180	B.18
SAKR LL	0464460000	4008190128326	B.43
SAKR LL 2STB	0294260000	4008190029791	B.43
SAKR LL 2STB/KRG	0294220000	4008190050580	B.50
SAKR LS	0412460000	4008190067762	B.42
SAKR LS 2STB	0518160000	4008190002633	B.42
SAKR SL 2STB BL	0572680000	4008190128395	B.42
SAKR ST SE 2.4	0545060000	4008190025878	B.41
SAKR TS SE 1.6	0469360000	4008190139056	B.41
SAKR/35	0172160000	4008190030445	A.18
SAKR/35 BL	0172180000	4008190007843	A.18
SAKRD/35	0185760000	4008190140595	A.18
SAKRF/35	6382670000	4008190549510	A.38
SAKS 1 G20 GB 48 DC	0378920000	4008190132606	B.27
SAKS 1/32 G20 GL 115VAC	0385320000	4008190058968	B.22
SAKS 1/32 G20 GL 115VAC	0385320000	4008190058968	B.27
SAKS 1/32 G20 GL 230VAC	0306120000	4008190038311	B.27
SAKS 1/32 G20 GL 230VAC	0306120000	4008190038311	B.22
SAKS 1/32 G20 LD 24VAC	1111220000	4008190138684	B.22
SAKS 1/32 G20 LD 24VAC	1111220000	4008190138684	B.27
SAKS 1/32 G20 LD 24VDC	0371420000	4008190074319	B.22
SAKS 1/32 G20 LD 24VDC	0371420000	4008190074319	B.27
SAKS 1/32 G25 GL 230VAC	0309320000	4008190086848	B.27
SAKS 1/32 G25 GL 230VAC	0309320000	4008190086848	B.23
SAKS 1/35 G20 GB 24VDC	0173220000	4008190073459	B.27
SAKS 1/35 G20 GL 115VAC	8068330000	4008190464523	A.24
SAKS 1/35 G20 GL 115VAC	8068330000	4008190464523	B.27
SAKS 1/35 G20 GL 230VAC	0199920000	4008190061012	A.24
SAKS 1/35 G20 GL 230VAC	0199920000	4008190061012	B.27
SAKS 1/35 G20 LD 24VAC	1111320000	4008190175436	A.24
SAKS 1/35 G20 LD 24VAC	1111320000	4008190175436	B.27
SAKS 1/35 G20 LD 24VDC	0225820000	4008190057626	A.24
SAKS 1/35 G20 LD 24VDC	0225820000	4008190057626	B.27
SAKS 1/35 G20 LD 48VAC	0214020000	4008190168100	A.24
SAKS 1/35 G20 LD 48VAC	0214020000	4008190168100	B.27
SAKS 1/35 G25 GL 230VAC	0198620000	4008190185992	B.27
SAKS 1/35 G25 GL 230VAC	0198620000	4008190185992	A.25
SAKS 1/35/G20	0501620000	4008190111229	A.24
SAKS 1/35/G25	0501520000	4008190047801	A.25
SAKS 1/G20	0191220000	4008190095260	B.22
SAKS 1/G25	0191120000	4008190121129	B.23
SAKS 2	0206820000	4008190048327	B.24
SAKS 2/35	1368720000	4008190047818	A.26
SAKS 3 G/5X30 500V	0297520000	4008190128401	B.23
SAKS 3 GZ/6.3X32	0248920000	4008190109738	B.23
SAKS 3/35 G/5X30 500V	0328920000	4008190113339	A.25
SAKS 3/35 GZ/6.3X32	0667520000	4008190093976	A.25
SAKS 4	0321320000	4008190005313	B.24
SAKS 4 USA	0162220000	4008190016586	B.25
SAKS 4/32 E14 GL 480VAC	0102120000	4008190131326	B.27
SAKS 4/32 GL 115VAC	0101820000	4008190138264	B.27
SAKS 4/35	0501820000	4008190090166	A.26
SAKS 4/35 USA	0178220000	4008190095987	A.27
SAKS 5 380AC	0359420000	4008190036010	B.25
SAKS 5/35	0502120000	4008190142360	A.27
SAKS 6/GZ 500AC	0531820000	4008190129088	B.27
SAKS 7/G20	0573120000	4008190076139	B.27
SAKS 7/G25	0576120000	4008190021498	B.27
SAKT 1/35/DU1	0105820000	4008190044176	A.32
SAKT 1/35/LT	0105420000	4008190014056	A.32
SAKT 1/35/LT STB	0105620000	4008190079338	A.32
SAKT 1/35/QT1	0105720000	4008190116439	A.33
SAKT 1/35/QT2	0124620000	4008190093785	A.33
SAKT 1/DU1	0195620000	4008190100391	B.31
SAKT 1/DU2	0550420000	4008190140373	B.31
SAKT 1/LT	0269120000	4008190185978	B.31
SAKT 1/LT STB14/4	0437920000	4008190163549	B.31
SAKT 1/QT1	0269320000	4008190023980	B.31
SAKT 1/QT2	0494820000	4008190039585	B.31
SAKT 2/35/LT 4STB	0106020000	4008190182892	A.33
SAKT 2/35/LT/STB	0105920000	4008190126162	A.33
SAKT 2/LT 4STB	0437720000	4008190040291	B.32
SAKT 2/LT O.STB	0445420000	4008190085438	B.32
SAKT 2/LT STB	0330620000	4008190048433	B.32
SAKT 4/35/LT O.STB	1272420000	4008190168483	A.33
SAKT 4/35/LT STB2.0	1272520000	4008190061838	A.33
SAKT 4/DU O.STB	0246320000	4008190034092	B.33
SAKT 4/LT 1STB2.0	0254220000	4008190120351	B.32
SAKT 4/LT O.STB	0254120000	4008190130138	B.32
SAKT 4/LT STB2.0	0310320000	4008190181796	B.32
SCHT 14/6	1269060000	4008190051396	K.16
SCHT 5	0292460000	4008190105440	K.15
SCHT 5 S	1631930000	4008190206680	K.15
SCHT 7	0517960000	4008190001742	K.15
SCHT 9/4	1278460000	4008190086930	K.16
SD 0,4x2,0x60	9037160000	4032248171613	J.18
SD 0,4x2,5x75	9009030000	4032248266944	J.18
SD 0,5x3,0x80	9008320000	4032248056262	J.18
SD 0,6x3,5x100	9008330000	4032248056286	J.15
SD 0,6x3,5x100	9008330000	4032248056286	J.18
SD 0,6x3,5x200	9010110000	4032248300754	J.18
SD 0,8x4,0x100	9008340000	4032248056293	J.18
SD 0,8x4,5x125	9009020000	4032248266883	J.18
SD 1,0x5,5x150	9008350000	4032248056316	J.18
SD 1,2x6,5x150	9009010000	4032248266869	J.18
SD STK 10x175	9009710000	4032248267958	J.19
SD STK 8x150	9009700000	4032248267941	J.19
SDI 0,4x2,5x75	9008370000	4032248056330	J.16
SDI 0,5x3,0x100	9008380000	4032248056347	J.16
SDI 0,6x3,5x100	9008390000	4032248056354	J.16
SDI 0,8x4,0x100	9008400000	4032248056361	J.16
SDI 1,0x4,5x125	9008910000	4032248266692	J.16
SDI 1,0x5,5x125	9008410000	4032248056378	J.16
SDI 1,2x6,5x150	9008420000	4032248056385	J.16
SDI 1,6x8,0x175	9008430000	4032248056392	J.16
SDIK PH0	9008560000	4032248056552	J.16
SDIK PH1	9008570000	4032248056569	J.16
SDIK PH2	9008580000	4032248056576	J.16
SDIK PH3	9008590000	4032248056590	J.16
SDIK PZ1	9008900000	4032248266685	J.16
SDIK PZ2	9008890000	4032248266661	J.16
SDIS 2,5-5,5/PH1/2	9009730000	4032248267972	J.17
SDIS T8-30	9201950000	4032248478972	J.17
SDIT 10	9009640000	4032248267835	J.16
SDIT 15	9009650000	4032248267842	J.16
SDIT 20	9009660000	4032248267859	J.16

Type	Order No.	EAN-No.	Page
SDIT 25	9009670000	4032248267866	J.16
SDIT 30	9009680000	4032248267873	J.16
SDIT 40	9009690000	4032248267880	J.16
SDIT 8	9201940000	4032248478965	J.16
SDIZ0,6X3,5X100	9008450000	4032248056446	J.24
SDIZ0,8X4,0X100	9008460000	4032248056453	J.24
SDK PH0	9008470000	4032248056460	J.18
SDK PH1	9008480000	4032248056477	J.18
SDK PH2	9008490000	4032248056484	J.18
SDK PH3	9008500000	4032248056491	J.18
SDK PZ0	9008520000	4032248056514	J.18
SDK PZ1	9008530000	4032248056521	J.18
SDK PZ2	9008540000	4032248056538	J.18
SDK PZ3	9008550000	4032248056545	J.18
SDS 2,5-5,5/PH1/2	9009740000	4032248267996	J.19
SDS TR8-30	9009720000	4032248267965	J.19
SDTR 10	9009180000	4032248267156	J.18
SDTR 15	9009170000	4032248267149	J.18
SDTR 20	9009160000	4032248267125	J.18
SDTR 25	9009150000	4032248267118	J.18
SDTR 30	9009140000	4032248267101	J.18
SDTR 8	9009190000	4032248267163	J.18
SH 1	0299860000	4008190135133	H.3
SH 2	0494920000	4008190007584	I.12
SH 2 S	0641720000	4008190166304	H.3
SH 3	0556660000	4008190123086	H.3
SK 10,0x125	9009070000	4032248267026	J.18
SK 11,0x125	9009060000	4032248267019	J.18
SK 12,0x125	9009050000	4032248267002	J.18
SK 13,0x125	9009040000	4032248266968	J.18
SK 5,0x125	9009130000	4032248267095	J.18
SK 5,5x125	9009120000	4032248267088	J.18
SK 6,0x125	9009110000	4032248267071	J.18
SK 7,0x125	9009100000	4032248267064	J.18
SK 8,0x125	9009090000	4032248267057	J.18
SK 9,0x125	9009080000	4032248267040	J.18
SK G20/SAKS1	0282100000	4008190004606	B.27
SK SAKS1/G25	0282000000	4008190078492	B.27
SK WSD-S 1,5-10,0	9008850000	4032248266609	J.20
SK-S 2,0-8,0	9008860000	4032248266616	J.20
SK-S 2,0-8,0 MR	9008870000	4032248266623	J.20
SK.SCHLÜSSEL SW 4 D 911	0485100000	4008190117429	J.24
SK.SCHLÜSSEL SW 6 D6911	0407900000	4008190166465	J.24
SK.SCHLÜSSEL SW 8 D6911	0235000000	4008190167875	J.24
SKI 10,0x126	9008940000	4032248266739	J.16
SKI 11,0x125	9008930000	4032248266722	J.16
SKI 13,0x125	9008920000	4032248266715	J.16
SKI 5,0x129	9009000000	4032248266814	J.16
SKI 5,5x128	9008990000	4032248266791	J.16
SKI 6,0x128	9008980000	4032248266784	J.16
SKI 7,0x127	9008970000	4032248266777	J.16
SKI 8,0x127	9008960000	4032248266760	J.16
SKI 9,0x126	9008950000	4032248266753	J.16
SMSE WSH U1	1083900000	4008190065515	G.7
Snap Mark I	1805880000	4032248273614	K.14
SO SH1	0401460000	4008190188092	H.3
SP 15	3896100000	4008190857851	G.9
SP 20	3896200000	4008190850234	G.9
SP 30	3896300000	4008190850241	G.9
SPEEDMARKING-LASER	1767090000	4032248112906	K.18
SS M3 D 128-A 3	0164400000	4008190035914	I.10
SS M4 D 128-A 4	0136400000	4008190118143	I.10
SSCH 10X3X1000 CU/SN	0348900000	4008190024802	G.4
SSCH 10X3X1000 CU/SN	0348900000	4008190024802	G.6
SSCH 10X3X1000 CU/SN	0348900000	4008190024802	G.5
SSCH 10X3X1000 CU/SN	0348900000	4008190024802	H.2
SSCH 10X3X1000 CU/SN	0348900000	4008190024802	G.7
SSCH 10X3X1000 MS/BK	0259800000	4008190049300	H.2
SSCH 10X3X1000 ST/ZN	0438000000	4008190080938	H.2
SSCH 10X3X1000 ST/ZN	1746130000	4008190986834	G.5
SSCH 10X3X1000 ST/ZN	1746130000	4008190986834	G.7
SSCH 10X3X1000 ST/ZN	1746130000	4008190986834	G.4
SSCH 15X6X1000 CU/SN	0357400000	4008190169572	H.2
SSCH 6X6X1000 CU/SN	0571300000	4008190015039	H.2
SSCH 6X6X1000 MS/BK	0571200000	4008190174200	H.2
SSP 3 SAKT1	0531760000	4008190130787	I.20
SSP 4 SAKT4	1319360000	4008190008987	I.20
STB 13.5/D6/4/M4 SAKA10	0135200000	4008190172862	I.15
STB 14/D5/2.3/M3 SAK2.5	0168600000	4008190135225	I.15
STB 14/D6/4/M3 SAK10	0169900000	4008190076665	I.15
STB 14/D6/4/M3 SAK10	0169900000	4008190076665	I.20
STB 16/D7/4/M4 SAK35	0140200000	4008190134884	I.15
STB 16/D7/4/M5 SAK70	0385400000	4008190057268	I.15
STB 17/D6/4/M4 SAKC10	0147100000	4008190183042	I.15
STB 25 IH/BL	0343400000	4008190107192	I.20
STB 25 IH/BL	0343400000	4008190107192	I.15
STB 25 IH/GE	0267200000	4008190002862	I.20
STB 25 IH/GE	0267200000	4008190002862	I.15
STB 25 IH/GN	0271200000	4008190155889	I.15
STB 25 IH/GN	0271200000	4008190155889	I.20
STB 25 IH/GR	0271400000	4008190029692	I.20
STB 25 IH/GR	0271400000	4008190029692	I.15
STB 25 IH/RT	0343300000	4008190034115	I.20
STB 25 IH/RT	0343300000	4008190034115	I.15
STB 25 IH/SW	0271500000	4008190030162	I.20
STB 25 IH/SW	0271500000	4008190030162	I.15
STB 25 IH/VI	0271300000	4008190111342	I.15
STB 25 IH/VI	0271300000	4008190111342	I.20
STB 28.5 IH/SW SAK2.5	0133400000	4008190136567	I.15
STB 30.5 IH/BL	0341200000	4008190044077	I.20
STB 30.5 IH/BL	0341200000	4008190044077	I.15
STB 30.5 IH/GE	0341500000	4008190130961	I.20
STB 30.5 IH/GE	0341500000	4008190130961	I.15
STB 30.5 IH/GN	0341400000	4008190008093	I.15
STB 30.5 IH/GN	0341400000	4008190008093	I.20
STB 30.5 IH/GR	0341100000	4008190083960	I.20
STB 30.5 IH/GR	0341100000	4008190083960	I.15
STB 30.5 IH/RT	0341300000	4008190157852	I.15
STB 30.5 IH/RT	0341300000	4008190157852	I.20
STB 30.5 IH/SW	0341000000	4008190015299	I.20
STB 30.5 IH/SW	0341000000	4008190015299	I.15
STB 30.5 IH/VI	0341600000	4008190026035	I.15
STB 30.5 IH/VI	0341600000	4008190026035	I.20
STB 35 IH/BL	0388700000	4008190082383	I.15
STB 35 IH/BL	0388700000	4008190082383	I.20
STB 35 IH/GE	0389000000	4008190396985	I.15
STB 35 IH/GE	0389000000	4008190396985	I.20
STB 35 IH/GN	0388900000	4008190010409	I.15
STB 35 IH/GN	0388900000	4008190010409	I.20
STB 35 IH/GR	0388600000	4008190140656	I.20
STB 35 IH/GR	0388600000	4008190140656	I.15
STB 35 IH/RT	0388800000	4008190177485	I.15
STB 35 IH/RT	0388800000	4008190177485	I.20
STB 35 IH/SW	0388500000	4008190089726	I.20
STB 35 IH/SW	0388500000	4008190089726	I.15
STB 35 IH/VI	0389100000	4008190137755	I.20
STB 35 IH/VI	0389100000	4008190137755	I.15
STB 5.5/D3.7/2.3/M3 ZB	0122700000	4008190063665	I.15
STB 6/D3.7/2.3/M3 SAKR	0379400000	4008190023478	I.15
STB 6/D3.9/2.3/M2.5 ZB	0130200000	4008190154431	I.15
STB 7.5/D6/4/M4 ZB/SAKB	0130000000	4008190136598	I.15
STB 7/D4/2.3/M3 ZB/SAKC	0358500000	4008190049195	I.15
STB 8.5/5/2.3/M3 SAK2.5	0280600000	4008190023188	I.15
STB 8.5/D4.5/2/M3 SAKT4	0244600000	4008190103828	I.15
STB 8.5/D4/2.3/M2.5 AKZ	0215700000	4008190184872	E.3
STB 8.5/D4/2.3/M2.5 AKZ	0215700000	4008190184872	E.2
STB 8.5/D4/2.3/M2.5 AKZ	0215700000	4008190184872	I.15
STRIPAX	9005000000	4008190072506	J.4
STRIPAX 16	9005610000	4008190183875	J.4
STRIPAX PLUS 2,5	9020000000	4008190067267	J.8
swifty	9006020000	4032248257409	J.15
SWIFTY SET	9006060000	4032248257638	J.15
System 11+1	9009750000	4032248268009	J.19
System 11+1 Secur.	9009760000	4032248268016	J.19

T

TA 1	0535860000	4008190111915	I.14
TBS 2	1287860000	4008190040208	I.17
Tintenpatrone PrintJet	1797460000	4032248238682	K.19
Tintentank PrintJet II	1858920000	4032248410651	K.19
Toner für Speedmarking-Laser	1770070000	4032248117468	K.18
TR-S 9-40	9008880000	4032248266630	J.20
TS 15X5 1M/ST/ZN	0514210000	4008190005047	H.8
TS 15X5 2M/AL/BK	0134700000	4008190129026	H.8
TS 15X5 2M/ST/ZN	0514200000	4008190172428	H.8
TS 15X5/LL 1M/ST/ZN	0117510000	4008190111298	H.8
TS 15X5/LL 2M/AL/BK	0217900000	4008190119034	H.8
TS 15X5/LL 2M/ST/ZN	0117500000	4008190150662	H.8
TS 27X12.5M/ST/F.ZN	1802690000	4032248257201	G.11
TS 32X15 1M/ST/ZN	0122810000	4008190078935	H.8
TS 32X15 2M/AL/BK	0169300000	4008190105167	H.8
TS 32X15 2M/CRN	0293220000	4032248014026	H.8
TS 32X15 2M/ST/ZN	0122800000	4008190066307	B.27
TS 32X15 2M/ST/ZN	0122800000	4008190066307	H.8
TS 32X15/LL 1M/ST/ZN	0514410000	4008190175283	H.8
TS 32X15/LL 2M/ST/ZN	0514400000	4008190086152	H.8
TS 32X16.2 2M/CU/BK	0364300000	4008190026806	H.8
TS 35X15 1M/ST/ZN	0236410000	4008190157708	H.9
TS 35X15 2M/ST/ZN	0236400000	4008190114558	H.9
TS 35X15/2.3 2M/AL/BK	1848290000	4032248385614	H.9
TS 35X15/2.3 2M/CU/BK	0270100000	4008190105136	H.9
TS 35X15/2.3 2M/ST/ZN	0498000000	4008190042493	H.9
TS 35X15/2.3 2M/ST/ZN	0498000000	4008190042493	B.27
TS 35X15/LL 1M/ST/ZN	0236510000	4008190017699	H.9
TS 35X15/LL 2M/ST/ZN	0236500000	4008190183967	H.9
TS 35X7.5 1M/ST/ZN	0383410000	4008190115623	H.9
TS 35X7.5 2M/AL/BK	0330800000	4008190100650	H.9
TS 35X7.5 2M/CRN	1747350000	4032248003372	H.9
TS 35X7.5 2M/ST/ZN	0383400000	4008190088026	B.27
TS 35X7.5 2M/ST/ZN	0383400000	4008190088026	H.9
TS 35X7.5/LL 1M/ST/ZN	0514510000	4008190116620	H.9
TS 35X7.5/LL 2M/ST/ZN	0514500000	4008190046019	H.9
TS 35X7.5/LL 2M/ST/ZN /WS/BL	0514580000	4032248318957	H.9
TSK 31.5 GR	0347960000	4008190091231	I.16
TSK 35X15 2M PVC/GR	0514300000	4008190052263	H.9
TST 2/M5	1286600000	4008190144777	H.11
TST 2/M6	0101700000	4008190069254	H.11
TSTW 5/M5	0178100000	4008190059651	H.11
TSTW 5/M5 ZN	1779100000	4032248169894	H.11
TSTW 6/M6	0164000000	4008190095345	H.11
TSTW D 4.3	1610110000	4008190185305	H.11
TW AKZ2.5	0318560000	4008190062033	E.2
TW AKZ2.5 BL	0318580000	4008190143657	E.2
TW AKZ4	0348260000	4008190128241	E.3
TW SAK2.5	0302860000	4008190032968	B.34
TW SAKS2 HP/DBR/2	0607000000	4008190002732	A.34
TW SAKS2 HP/DBR/2	0607000000	4008190002732	B.34

V

VH 12.5/5/3.5 SAK10-2.5	0300800000	4008190056179	I.10
VH 12/4.9/3.3 SAK6N	0249000000	4008190129507	I.10
VH 12/4.9/3.3 SAK6N	0249000000	4008190129507	I.21
VH 12/4.9/3.3 SAK6N	0249000000	4008190129507	I.9
VH 13.5/4.9/3.3 SAK4	0248500000	4008190022723	I.10
VH 13.5/4.9/3.3 SAK4	0248500000	4008190022723	I.9
VH 13/5/3.5 SAK 10	0304000000	4008190150792	I.10
VH 16/5/3.5 SAK10-35	0309700000	4008190037024	I.10
VH 17/8/5 SAK35	0267000000	4008190146986	I.10
VH 17/8/5 SAK35	0267000000	4008190146986	I.9
VH 19/5/3.5 SAK4-16	0285100000	4008190189297	I.12
VH 19/6/4.2 SAKT1	0318000000	4008190059460	I.21
VH 24.5/8/5 SAK35	0298700000	4008190070809	I.12
VH 27/5/3.5 SAK10-35	0309400000	4008190143176	I.10
VH 30.5/11/5.5 SAK70	0345500000	4008190100698	I.9
VH 35/11/5.5 SAK95	0551100000	4008190052669	I.9
VH 4.5/5/3.5 SAK6N-16	0303200000	4008190165963	I.10
VH 5/4/2.8 AKZ4	0296800000	4008190008000	I.9
VH 8/4.9/3.3 SAK2.5	0266700000	4008190152031	I.9
VH 8/4.9/3.3 SAK2.5	0266700000	4008190152031	I.10
VL 2 SAK16/SAKA	0135800000	4008190132088	I.12
VL 2 SAK35	0124000000	4008190120108	I.12
VL 2 SAK4	0197000000	4008190000271	I.12
VL 2 SAK6/10/SAKB	0135900000	4008190036409	I.12
VL 2 SAK6N/SAKT	0194700000	4008190148027	I.12

W

WAD 12 M. BLITZZEICHEN	1055960000	4008190154080	K.16
WAD 12 NEUTRAL	1056260000	4008190083205	K.16
WAD 27 M. BLITZZEICHEN	1062860000	4008190127732	K.16
WAD 27 NEUTRAL	1062960000	4008190148225	K.16
WAD 5 MIT BLITZZEICHEN	1053460000	4008190102586	K.16
WAD 5 NEUTRAL	1056060000	4008190048099	K.16
WAD 8 MIT BLITZZEICHEN	1053560000	4008190085537	K.16
WAD 8 NEUTRAL	1056160000	4008190024888	K.16
WAW 1 NEUTRAL	9004500000	4008190053925	J.3
WAW 2	9004510000	4008190111182	J.3
WEW 32/1	1067600000	4008190099657	H.10
WEW 35/1	1059000000	4008190172282	H.3
WEW 35/1	1059000000	4008190172282	H.10
WEW-35/2	1061200000	4008190030230	H.3
WEW-35/2	1061200000	4008190030230	H.10
WGB 5 ABDG.M.GRUPPENBEZ	1050760000	4008190072865	K.16
WGB 8 ABDG.M.GRUPPENBEZ	1050960000	4008190076986	K.16
WK IK PH 0	9918460000	4032248388820	J.23
WK IK PH 1	9918470000	4032248388837	J.23
WK IK PH 2	9918480000	4032248388844	J.23
WK IK PZ 0	9918490000	4032248388851	J.23
WK IK PZ 1	9918500000	4032248388868	J.23
WK IK PZ 2	9918510000	4032248388875	J.23
WK K PH 0	9918570000	4032248388943	J.22
WK K PH 1	9918580000	4032248388950	J.22
WK K PH 2	9918590000	4032248388967	J.22
WK K PZ 0	9918600000	4032248388974	J.22
WK K PZ 1	9918610000	4032248388981	J.22
WK K PZ 2	9918620000	4032248388998	J.22
WK S 0,4 x 2,5	9918520000	4032248388882	J.22
WK S 0,5 x 3,0	9918530000	4032248388899	J.22
WK S 0,6 x 3,5	9918540000	4032248388905	J.22
WK S 0,8 x 4,0	9918550000	4032248388912	J.22
WK S 1,0 x 5,5	9918560000	4032248388936	J.22
WK SI 0,4 x 2,5	9918410000	4032248388370	J.23
WK SI 0,5 x 3,0	9918420000	4032248388387	J.23
WK SI 0,6 x 3,5	9918430000	4032248388394	J.23
WK SI 0,8 x 4,0	9918440000	4032248388400	J.23
WK SI 1,0 x 5,5	9918450000	4032248388813	J.23
WS 10/3,5 NEUTRAL	1670290000	4008190430368	K.11
WS 10/5 MC BEDRUCKT	1635010000	4008190456634	K.11
WS 10/5 MC Midd. Neutr.	1792000000	4032248223862	K.11
WS 10/5 MC Midd. Sonder	1792010000	4032248223879	K.11
WS 10/5 MC NEUTRAL	1635000000	4008190261948	K.11
WS 10/5 Sonderdr. Laser	1773370000	4032248140978	K.10
WS 10/6 MC Midd. Neutr.	1818400000	4032248310876	K.11
WS 10/6 MC Midd. Sonder	1818410000	4032248310883	K.11
WS 10/6 MC NEUTRAL	1828450000	4032248350513	K.11
WS 10/6 MC Sonderdruck	1828460000	4032248367399	K.11
WS 10/6 SONDERDRUCK	1447260000	4008190144661	K.11
WS 12/3,5 MC neutral	1778270000	4032248161041	K.11
WS 12/3,5 MC Sonderdr.	1778280000	4032248161058	K.11
WS 12/5 FSZ 1-10	1773430001	4032248141326	K.10
WS 12/5 FSZ 11-20	1773430011	4032248141333	K.10
WS 12/5 FSZ 21-30	1773430021	4032248141340	K.10
WS 12/5 FSZ 31-40	1773430031	4032248141357	K.10
WS 12/5 FSZ 41-50	1773430041	4032248141364	K.10
WS 12/5 FWZ 1-10	1773330001	4032248140855	K.10
WS 12/5 FWZ 11-20	1773330011	4032248140879	K.10
WS 12/5 FWZ 21-30	1773330021	4032248140886	K.10
WS 12/5 FWZ 31-40	1773330031	4032248140893	K.10
WS 12/5 FWZ 41-50	1773330041	4032248140909	K.10
WS 12/5 MC BEDRUCKT	1609870000	4008190456641	K.11
WS 12/5 MC NEUTRAL	1609860000	4008190203481	K.11
WS 12/5 Sonderdr. Laser	1773380000	4032248140985	K.10
WS 12/6 MC BEDRUCKT	1609910000	4008190456658	K.11
WS 12/6 MC NEUTRAL	1609900000	4008190203467	K.11
WS 12/6,5 MC BEDRUCKT	1609930000	4008190456665	K.11
WS 12/6,5 MC NEUTRAL	1609920000	4008190203511	K.11

Type	Order No.	EAN-No.	Page
WS 14/5 MC neutral	1768090000	4032248106271	K.11
WS 15/5 MC BEDRUCKT	1609890000	4008190456672	K.11
WS 15/5 MC NEUTRAL	1609880000	4008190203504	K.11
WS 8/5 MC BEDRUCKT	1640750000	4008190456627	K.11
WS 8/5 MC NEUTRAL	1640740000	4008190279103	K.11
WS 8/5 Sonderdr. Laser	1773360000	4032248140961	K.10
WSH 1	1068700000	4008190118389	G.6
WSH 18 MT	1083100000	4008190053246	G.7
WSH 19 MT	1083200000	4008190059538	G.7
WSH 20 MT	1752950000	4008190022624	G.7
WSH 3/H/N	1715970000	4008190353100	G.6
WSH 4 MT	1079900000	4008190379254	G.9
WSH 5	1080100000	4008190965143	G.6
WSH 6	1080200000	4008190965150	G.6
WTW EN	1058800000	4008190140175	A.34
WTW EN	1058800000	4008190140175	B.34

Z

ZB 10 F.10X3/10X5/10X10	1261300000	4008190180201	H.4
ZB 16 ZKSC	0316600000	4008190145989	H.4
ZB 16/6	0556800000	4008190007751	H.4
ZB 16/6K BL	0569680000	4008190024369	H.5
ZB 16/6K GE/GN	0569660000	4008190043681	H.5
ZB 16K BL	0502880000	4008190014186	H.5
ZB 16K GE/GN	0502860000	4008190188795	H.5
ZB 16K SW	0502810000	4008190332563	H.5
ZB 35/M6X16	0266500000	4008190102814	H.4
ZB 35K BL M6X16	0502680000	4008190004385	H.5
ZB 35K GE/GN M6X16	0502660000	4008190052294	H.5
ZB 35K SW M6X16	0502610000	4008190332587	H.5
ZB 4	0316500000	4008190061999	H.4
ZB 4/6	0556700000	4008190188412	H.4
ZB 4/6K BL	0565480000	4008190086831	H.5
ZB 4/6K GE/GN	0565460000	4008190032609	H.5
ZB 4G BL	0322180000	4008190050504	H.5
ZB 4G EX E GN/GE	0322160000	4008190014278	H.5
ZB 4G SW	0322110000	4008190189310	H.5
ZB 4K BL	0475380000	4008190010942	H.5
ZB 4K GE/GN	0475360000	4008190188047	H.5
ZBE 6	0459500000	4008190032692	H.4
ZBE 6K BL	0525980000	4008190060886	H.5
ZBE 6K GE/GN	0525960000	4008190145026	H.5
ZBE 6K SW	0525910000	4008190977054	H.5
ZEW	9540000000	4008190956264	H.10
ZEW 15	7920340000	4032248238910	H.10
ZEW 35/2	8630740000	4032248348916	H.10
ZF 4 S	1814680000	4032248302949	H.5
ZF 4 S BL	1814660000	4032248302956	H.5
ZF 4 S GN/GE	1814670000	4032248302963	H.5
ZGB 15	1636530000	4008190297053	K.17
ZGB 30	1611930000	4008190002251	K.17
ZS 10/5 MC BEDRUCKT	1610010000	4008190263423	K.11
ZS 10/5 MC NEUTRAL	1610000000	4008190263171	K.11
ZS 12/6 BEDRUCKT	1610030000	4008190456689	K.11
ZS 12/6 MC NEUTRAL	1610020000	4008190444600	K.11
ZS 15/5 MC BEDRUCKT	1646640000	4008190456696	K.11
ZS 15/5 MC NEUTRAL	1646630000	4008190401214	K.11
ZS 2.3/4	0249600000	4008190022785	I.14
ZU 1	0240600000	4008190014940	I.5

Order No.	EAN No.	Type	Page

0050000000

0053160000	4008190860943	DK 4/35 RC 220R/220N	A.57

0100000000

0101700000	4008190069254	TST 2/M6	H.11
0101820000	4008190138264	SAKS 4/32 GL 115VAC	B.27
0102120000	4008190131326	SAKS 4/32 E14 GL 480VAC	B.27
0103300000	4008190023348	BFSC M4X9T	H.3
0103300000	4008190023348	BFSC M4X9T	I.9
0105100000	4008190394875	AP SAK4-10 DB	I.6
0105160000	4008190042677	AP SAK4-10 OR	I.6
0105360000	4008190100452	AP ASK1 OR	I.6
0105420000	4008190014056	SAKT 1/35/LT	A.32
0105620000	4008190079338	SAKT 1/35/LT STB	A.32
0105720000	4008190116439	SAKT 1/35/QT1	A.33
0105820000	4008190044176	SAKT 1/35/DU1	A.32
0105920000	4008190126162	SAKT 2/35/LT/STB	A.33
0106020000	4008190182892	SAKT 2/35/LT 4STB	A.33
0107160000	4008190188726	SAK 2.5/TC AL	B.34
0107260000	4008190113711	SAK 2.5/TC CH	B.34
0108520000	4008190154165	SAK 2.5 SW 1X1/KRG	B.47
0108560000	4008190184032	SAK 2.5 SW 1X1	B.39
0108960000	4008190020934	AKZ 2.5 K SW U/V 1X1	E.15

0110000000

0110020000	4008190047214	SAK 10 KRG	B.7
0110060000	4008190027056	SAK 10	B.3
0110070000	4008190143824	SAK 10 KRG/BL	B.7
0110080000	4008190151799	SAK 10 BL	B.3
0117500000	4008190150662	TS 15X5/LL 2M/ST/ZN	H.8
0117510000	4008190111298	TS 15X5/LL 1M/ST/ZN	H.8
0117900000	4008190125059	AP SAK4-10 RT	I.6
0117910000	4008190183707	AP SAK4-10 I	I.6
0117920000	4008190135904	AP SAK4-10 KRG	I.4
0117920000	4008190135904	AP SAK4-10 KRG	I.6
0117960000	4008190081485	AP SAK4-10	I.6
0117970000	4008190049607	AP SAK4-10 KRG/BL	I.6
0117980000	4008190171087	AP SAK4-10 BL	I.6

0120000000

0122700000	4008190063665	STB 5.5/D3.7/2.3/M3 ZB	I.15
0122800000	4008190066307	TS 32X15 2M/ST/ZN	B.27
0122800000	4008190066307	TS 32X15 2M/ST/ZN	H.8
0122810000	4008190078935	TS 32X15 1M/ST/ZN	H.8
0123600000	4008190092566	QL 2 SAK35	I.9
0123700000	4008190182526	QL 3 SAK35	I.9
0123800000	4008190165390	QL 4 SAK35	I.9
0124000000	4008190120108	VL 2 SAK35	I.12
0124620000	4008190093785	SAKT 1/35/QT2	A.33
0126600000	4008190121471	SAKH 6 EP/SW	D.6
0126700000	4008190033156	SAKH 10 EP/SW	D.7
0128300000	4008190407629	SAK 4 EP/SW	D.6
0128320000	4008190024796	SAK 4 KRG	B.6
0128370000	4008190110475	SAK 4 KRG BL	B.6
0128380000	4008190113629	SAK 4 BL	B.3
0128900000	4008190084158	BFSC M3X22 PA/RT	I.17
0129100000	4008190020842	BFSC M4X32 PA/RT	I.17

0130000000

0130000000	4008190136598	STB 7.5/D6/4/M4 ZB/SAKB	I.15
0130200000	4008190154431	STB 6/D3.9/2.3/M2.5 ZB	I.15
0130600000	4008190077372	QL 2 SAK4	I.9
0130600000	4008190077372	QL 2 SAK4	I.10
0130700000	4008190085117	QL 3 SAK4	I.9
0130800000	4008190173715	QL 4 SAK4	I.10
0130800000	4008190173715	QL 4 SAK4	I.9
0131700000	4008190174880	AP SAKH6-10 EP/SW	I.6
0131720000	4008190040901	AP SAKH6-10 KRG	I.6
0131730000	4008190132729	AP SAKH6/10 KRS	I.4
0132660010	4008190162399	DEK 5 FW 10-500	K.20
0132690000		DEK 5 FW FARBIG	K.20
0132961021	4008190078904	DEK 5 GS A	K.20
0132961022	4008190121631	DEK 5 GS B	K.20
0132961023	4008190162221	DEK 5 GS C	K.20
0132961024	4008190131876	DEK 5 GS D	K.20
0132961025	4008190064402	DEK 5 GS E	K.20
0132961026	4008190186357	DEK 5 GS F	K.20
0132961027	4008190046910	DEK 5 GS G	K.20
0132961028	4008190061142	DEK 5 GS H	K.20
0132961029	4008190074494	DEK 5 GS I	K.20
0132961030	4008190084073	DEK 5 GS J	K.20
0132961031	4008190177669	DEK 5 GS K	K.20
0132961032	4008190081003	DEK 5 GS L	K.20
0132961033	4008190102821	DEK 5 GS M	K.20
0132961034	4008190087883	DEK 5 GS N	K.20
0132961035	4008190071691	DEK 5 GS O	K.20
0132961036	4008190173937	DEK 5 GS P	K.20
0132961037	4008190050122	DEK 5 GS Q	K.20
0132961038	4008190080105	DEK 5 GS R	K.20
0132961039	4008190109882	DEK 5 GS S	K.20
0132961040	4008190094546	DEK 5 GS T	K.20
0132961041	4008190049164	DEK 5 GS U	K.20
0132961042	4008190123604	DEK 5 GS V	K.20
0132961043	4008190160234	DEK 5 GS W	K.20
0132961044	4008190161057	DEK 5 GS X	K.20
0132961045	4008190161125	DEK 5 GS Y	K.20
0132961046	4008190089375	DEK 5 GS Z	K.20
0133161114	4008190044121	DEK 5 FW U1-PE1	K.20
0133161115	4008190115524	DEK 5 FW U2-PE2	K.20
0133161116	4008190150389	DEK 5 FW U3-PE3	K.20
0133161117	4008190183226	DEK 5 FW U4-PE4	K.20
0133161118	4008190146146	DEK 5 FW U5-PE5	K.20
0133161119	4008190071189	DEK 5 FW U6-PE6	K.20
0133161120	4008190103767	DEK 5 FW U7-PE7	K.20
0133161121	4008190145880	DEK 5 FW U8-PE8	K.20
0133161122	4008190151416	DEK 5 FW U9-PE9	K.20
0133261150	4008190100940	DEK 5 FW X1-Z1	K.20
0133261151	4008190189228	DEK 5 FW X2-Z2	K.20
0133261152	4008190088484	DEK 5 FW X3-Z3	K.20
0133261153	4008190105204	DEK 5 FW X4-Z4	K.20
0133261154	4008190085315	DEK 5 FW X5-Z5	K.20
0133261155	4008190064518	DEK 5 FW X6-Z6	K.20
0133261156	4032248044467	DEK 5 FW X7-Z7	K.20
0133261157	4008190033231	DEK 5 FW X8-Z8	K.20
0133261158	4008190094577	DEK 5 FW X9-Z9	K.20
0133261159	4008190083052	DEK 5 FW X10-Z10	K.20
0133360001	4008190125912	DEK 6 FSZ 1-10	K.20
0133360011	4008190025557	DEK 6 FSZ 11-20	K.20
0133360021	4008190078348	DEK 6 FSZ 21-30	K.20
0133360031	4008190023850	DEK 6 FSZ 31-40	K.20
0133360041	4008190086510	DEK 6 FSZ 41-50	K.20
0133360051	4008190075774	DEK 6 FSZ 51-60	K.20
0133360061	4008190182656	DEK 6 FSZ 61-70	K.20
0133360071	4008190062934	DEK 6 FSZ 71-80	K.20
0133360081	4008190025120	DEK 6 FSZ 81-90	K.20
0133360091	4008190104719	DEK 6 FSZ 91-100	K.20
0133400000	4008190136567	STB 28.5 IH/SW SAK2.5	I.15
0134000000	4008190118945	QB 25/6.5/11.5 SAKR	E.3
0134120000	4008190083380	SAKA 10	B.30
0134220000	4008190167943	AP SAKA KRG	I.6
0134220000	4008190167943	AP SAKA KRG	I.4
0134420000	4008190084813	KS 2 O.D2	F.4
0134700000	4008190129026	TS 15X5 2M/AL/BK	H.8
0134920000	4008190143138	SAKB 10	B.30
0135200000	4008190172862	STB 13.5/D6/4/M4 SAKA10	I.15
0135500000	4008190099404	QL 2 SAKA10	I.10
0135800000	4008190132088	VL 2 SAK16/SAKA	I.12
0135900000	4008190036409	VL 2 SAK6/10/SAKB	I.12
0136400000	4008190118143	SS M4 D 128-A 4	I.10
0137320000	4008190023454	AL 1	E.12
0137400000	4008190069094	E 14/4A RS	B.26
0137400000	4008190069094	E 14/4A RS	A.28
0137500000	4008190142629	E 14/4A BR	A.28
0137500000	4008190142629	E 14/4A BR	B.26
0138000000	4008190114664	P 14/2 D01 RS SAKS4	B.27
0138000000	4008190114664	P 14/2 D01 RS SAKS4	A.29
0138100000	4008190077365	P 14/4 D01 BR SAKS4	B.27
0138100000	4008190077365	P 14/4 D01 BR SAKS4	A.29
0139160000	4008190088552	SAK 70/35	A.6

0140000000

0140200000	4008190134884	STB 16/D7/4/M4 SAK35	I.15
0140320000	4008190044336	KS 4 O.D4	F.4
0140620000	4008190071769	KS 6 O.D6	F.4
0141620000	4008190053697	KS 10 O.D10	F.4
0144400000	4008190122744	SAKE 35	B.14
0146720000	4008190027995	AP SAKB/C/T KRG	I.6
0146720000	4008190027995	AP SAKB/C/T KRG	B.27
0146720000	4008190027995	AP SAKB/C/T KRG	I.4
0146760000	4008190114985	AP SAKB/C/T BE	I.6
0147100000	4008190183042	STB 17/D6/4/M4 SAKC10	I.15

0150000000

0150420000	4008190126841	SAKG 70 II/GW	B.56
0150960000	4008190071981	AP SAKD2.5N	I.4
0150960000	4008190071981	AP SAKD2.5N	I.6
0150980000	4008190014797	AP SAKD2.5N BL	I.6
0155900000	4008190145408	QL 2 SAK2.5	I.9
0155900000	4008190145408	QL 2 SAK2.5	I.10
0156000000	4008190027360	QL 3 SAK2.5	I.9
0156000000	4008190027360	QL 3 SAK2.5	I.10
0156100000	4008190076443	QL 4 SAK2.5	I.10
0156100000	4008190076443	QL 4 SAK2.5	I.9
0157261187	4008190064471	DEK 5 GS PE	K.20
0157261202	4008190145774	DEK 5 GS ERDE	K.20
0157261203	4008190046415	DEK 5 GS ERDE IM KREIS	K.20
0157261235		DEK 5 GS MP	K.20
0158760000	4008190017606	AKZ 4 SF SE 6.3/2.8	E.9
0159160000	4008190146405	DK 4/32 2D 1K5	B.68

0160000000

0162220000	4008190016586	SAKS 4 USA	B.25
0162520000	4008190139179	AP AKA2.5	I.6
0162570000	4008190022358	AP AKA2.5 KRG/BL	I.6
0164000000	4008190095345	TSTW 6/M6	H.11
0164400000	4008190035914	SS M3 D 128-A 3	I.10
0167000000	4008190001018	QL 3 SAK70	I.9
0168600000	4008190135225	STB 14/D5/2.3/M3 SAK2.5	I.15
0168800000	4008190407636	SAK 4 CUN/EP/SW	D.6
0169300000	4008190105167	TS 32X15 2M/AL/BK	H.8
0169900000	4008190076665	STB 14/D6/4/M3 SAK10	I.15
0169900000	4008190076665	STB 14/D6/4/M3 SAK10	I.20

0170000000

0170020000	4008190152000	SAKG 28 I	B.52
0170320000	4008190126247	SAKG 28 II	B.53
0170420000	4008190011369	SAKG 32 II	B.55
0170520000	4008190049911	SAKG 40 II	B.57
0170620000	4008190170592	SAKG 46 II	B.58
0170720000	4008190064044	SAKG 54 II	B.59
0170820000	4008190039356	SAKG 28 III	B.54
0172160000	4008190030445	SAKR/35	A.18
0172180000	4008190007843	SAKR/35 BL	A.18
0173220000	4008190073459	SAKS 1/35 G20 GB 24VDC	B.27
0177600000	4008190059187	AP SAK4-10 KRG/DB	I.6
0178100000	4008190059651	TSTW 5/M5	H.11
0178220000	4008190095987	SAKS 4/35 USA	A.27
0178500000	4008190007591	AD 3 SAK10	I.17
0178600000	4008190068288	AD 4 SAK10	I.17
0178700000	4008190056414	AD 4 SAK35	I.17

0180000000

0180400000	4008190060121	PS 2.3 RT	I.14
0180400000	4008190060121	PS 2.3 RT	E.2
0180400000	4008190060121	PS 2.3 RT	E.3
0180500000	4008190030957	EP 1 SAKG32/35 HP/DBR	I.4
0180600000	4008190083915	EP 1 SAKG32/35 HP/TF/GE	I.4
0180700000	4008190099671	EP 2 SAKG46/35 HP/DBR	I.4
0180800000	4008190006938	EP 2 SAKG46/35 HP/TF/GE	I.4
0181560000	4008190047986	DK 4/35 2D 1K5	A.56
0182000000	4008190100957	EP 2/BW SAKG46/35 HP/DBR	I.5
0185020000	4008190022822	SAKG 28 II/GW	B.53
0185120000	4008190014568	SAKG 32 II/GW	B.55
0185220000	4008190088408	SAKG 40 II/GW	B.57
0185320000	4008190125257	SAKG 46 II/GW	B.58
0185420000	4008190052577	SAKG 54 II/GW	B.59
0185760000	4008190140595	SAKRD/35	A.18
0189860000	4008190064549	SAK 2.5/TC CO	B.34
0189960000	4008190171506	SAK 2.5/TC CU	B.34

0190000000

0190060000	4008190090678	SAK 2.5/TC FE	B.34
0190160000	4008190184131	EK 16/35	A.15
0191120000	4008190121129	SAKS 1/G25	B.23
0191220000	4008190095260	SAKS 1/G20	B.22
0191300000	4008190099763	AP SAKS1+3 KRG/DB	I.6
0191320000	4008190031688	AP SAKS1+3 KRG	I.4
0191320000	4008190031688	AP SAKS1+3 KRG	I.6
0191320000	4008190031688	AP SAKS1+3 KRG	B.27
0191400000	4008190123130	QL 2 SAKS1	B.27
0191400000	4008190123130	QL 2 SAKS1	I.9
0191500000	4008190036881	QL 3 SAKS1	B.27
0191500000	4008190036881	QL 3 SAKS1	I.9
0191600000	4008190105518	QL 4 SAKS1	B.27
0191600000	4008190105518	QL 4 SAKS1	I.9
0192700000	4008190176402	G 25/2.00A/F BL	B.26
0192700000	4008190176402	G 25/2.00A/F BL	A.28
0192800000	4008190115319	G 25/4.00A/F BR	B.26
0192800000	4008190115319	G 25/4.00A/F BR	A.28
0192900000	4008190135461	G 25/6.30A/F GN	B.26
0192900000	4008190135461	G 25/6.30A/F GN	A.28
0193100000	4008190023799	G 25/10.0A/M RT	B.26
0193100000	4008190023799	G 25/10.0A/M RT	A.28
0193220000	4008190098285	SAK 6N KRG	B.7
0193260000	4008190031893	SAK 6N	B.3
0193270000	4008190450380	SAK 6N KRG/BL	B.7
0193280000	4008190020644	SAK 6N BL	B.3
0194300000	4008190182854	QL 2 SAK6N	I.10
0194300000	4008190182854	QL 2 SAK6N	I.21
0194300000	4008190182854	QL 2 SAK6N	I.9
0194400000	4008190063351	QL 3 SAK6N	I.9
0194400000	4008190063351	QL 3 SAK6N	I.10
0194400000	4008190063351	QL 3 SAK6N	I.21
0194500000	4008190025601	QL 4 SAK6N	I.9
0194500000	4008190025601	QL 4 SAK6N	I.10
0194500000	4008190025601	QL 4 SAK6N	I.21
0194700000	4008190148027	VL 2 SAK6N/SAKT	I.12
0195620000	4008190100391	SAKT 1/DU1	B.31
0196600000	4008190169336	AD 4 SAK6N	I.17
0197000000	4008190000271	VL 2 SAK4	I.12
0198620000	4008190185992	SAKS 1/35 G25 GL 230VAC	B.27
0198620000	4008190185992	SAKS 1/35 G25 GL 230VAC	A.25
0199360000	4008190023546	EWK 2	H.10
0199700000	4008190186623	BFSC M3X7 STV1/5	I.9
0199920000	4008190061012	SAKS 1/35 G20 GL 230VAC	A.24
0199920000	4008190061012	SAKS 1/35 G20 GL 230VAC	B.27

0200000000

0205100000	4008190087586	EP 1 SAKG28/32 HP/DBR	I.4
0205200000	4008190088675	EP 1 SAKG28/32 HP/TF/GE	I.4
0205300000	4008190171360	EP 2 SAKG46/32 HP/DBR	I.4

Order No.	EAN No.	Type	Page
0205400000	4008190027223	EP 2 SAKG46/32 HP/TF/GE	I.4
0205700000	4008190073725	QB 2 SAKT1	I.21
0205800000	4008190173364	QB 3 SAKT1	I.21
0205900000	4008190046200	QB 4 SAKT1	I.21
0206160000	4008190080020	EWK 1	B.27
0206160000	4008190080020	EWK 1	H.10
0206820000	4008190048327	SAKS 2	B.24
0207400000	4008190061296	QL 2 SAK6N-SAK35	I.10
0207530000	4008190107925	DS 14 SAK4	I.12
0207630000	4008190087401	DS 12.5 SAK10	I.12
0207730000	4008190148843	DS 12.5 SAK6N	I.12
0207800000	4008190144364	QL 2 SAKS2	I.9
0207800000	4008190144364	QL 2 SAKS2	B.27
0207900000	4008190047795	QL 3 SAKS2	B.27
0207900000	4008190047795	QL 3 SAKS2	I.9
0208000000	4008190069100	QL 4 SAKS2	I.9
0208000000	4008190069100	QL 4 SAKS2	B.27
0208500000	4008190067120	E 16/10A RT TNDZ	B.26
0208500000	4008190067120	E 16/10A RT TNDZ	A.28
0208600000	4008190015121	E 16/16A GR TNDZ	A.28
0208600000	4008190015121	E 16/16A GR TNDZ	B.26
0208700000	4008190044886	E 16/20A BL TNDZ	B.26
0208700000	4008190044886	E 16/20A BL TNDZ	A.28
0208800000	4008190037314	E 16/25A GE TNDZ	B.26
0208800000	4008190037314	E 16/25A GE TNDZ	A.28
0208900000	4008190112578	P 16/10 RT SAKS2	B.27
0208900000	4008190112578	P 16/10 RT SAKS2	A.29
0209000000	4008190144937	P 16/16 GR SAKS2	B.27
0209000000	4008190144937	P 16/16 GR SAKS2	A.29
0209100000	4008190055493	P 16/20 BL SAKS2	B.27
0209100000	4008190055493	P 16/20 BL SAKS2	A.29
0209760000	4008190018627	DK 4/32 LD 1D ROT 24VDC	B.63
0209860000	4008190122249	DK 4/35 LD ROT 24VDC	A.51
0209960000	4008190152727	DK 4/32 LD 1D GR 24VDC	B.63

0210000000

0210060000	4008190157920	DK 4/35 LD GR 24VDC	A.51
0210160000	4008190020736	DK 4/32 LD ROT 24VDC	B.63
0210260000	4008190156312	DK 4/35 LD ROT 24VDC	A.51
0210360000	4008190063634	DK 4/32 LD 1D GR 24VDC	B.63
0210460000	4008190089405	DK 4/35 LD GR 24VDC	A.51
0210800000	4008190096274	ADL	I.18
0211200000	4008190074906	AKE 4 MS	E.4
0211320000	4008190126704	AP SAKR KRG	I.6
0211360000	4008190184834	AP SAKR BE	I.6
0211360000	4008190184834	AP SAKR BE	E.3
0211360000	4008190184834	AP SAKR BE	I.4
0211380000	4008190141943	AP SAKR BL	I.6
0212260000	4008190104740	AP TAL	I.6
0212700000	4008190047269	QS 2/6.5/2.3 SAK4	I.13
0212860000	4008190065553	SAK 6/EN	C.3
0212880000	4008190107147	SAK 6/EN BL	C.3
0213200000	4008190088712	SAKE 70/32	B.15
0214020000	4008190168100	SAKS 1/35 G20 LD 48VAC	A.24
0214020000	4008190168100	SAKS 1/35 G20 LD 48VAC	B.27
0215560000	4008190163433	SAKD 2.5N	B.2
0215580000	4008190082086	SAKD 2.5N BL	B.2
0215700000	4008190184872	STB 8.5/D4/2.3/M2.5 AKZ	E.3
0215700000	4008190184872	STB 8.5/D4/2.3/M2.5 AKZ	E.2
0215700000	4008190184872	STB 8.5/D4/2.3/M2.5 AKZ	I.15
0217160000	4008190158248	DK 4SS/35 FF 4X6.3/2.8	A.39
0217900000	4008190119034	TS 15X5/LL 2M/AL/BK	H.8
0218660000	4008190010171	SAK 2.5/EN	C.2
0218680000	4008190158385	SAK 2.5/EN BL	C.2

0220000000

0220500000	4008190111175	QL 5 SAK6N	I.21
0220600000	4008190014544	QL 6 SAK6N	I.21
0221200000	4008190042110	QL 15 SAK6N	I.21
0222760000	4008190024789	ASK 1/EN LD 15K 24VDC	C.5
0222860000	4008190099572	ASK 1/EN LD 1D 24VAC	C.5
0225260000	4008190185022	ASK 1/EN LD 27K 48VDC	C.5
0225360000	4008190136277	ASK 1/EN LD 1D 48VAC	C.5
0225460000	4008190013684	ASK 1/EN LD 56K 115VDC	C.5
0225560000	4008190163419	ASK 1/EN LD 1D 115VAC	C.5
0225660000	4008190086480	ASK 1/EN LD 120K 230VDC	C.5
0225760000	4008190126773	ASK 1/EN LD 1D 230VAC	C.5
0225820000	4008190057626	SAKS 1/35 G20 LD 24VDC	A.24
0225820000	4008190057626	SAKS 1/35 G20 LD 24VDC	B.27
0226460000	4008190148591	ASK 1/EN LD 33K 60VDC	C.5

0230000000

0235000000	4008190167875	SK.SCHLÜSSEL SW 8 D6911	J.24
0235860000	4008190066420	DEK 5 FWZ 1,3,5-19	K.20
0235960000	4008190115326	DEK 5 FWZ 21,23,25-39	K.20
0236060000	4008190144081	DEK 5 FWZ 41,43,45-59	K.20
0236160000	4008190028664	DEK 5 FWZ 2,4,6-20	K.20
0236260000	4008190185473	DEK 5 FWZ 22,24,26-40	K.20
0236360000	4008190116118	DEK 5 FWZ 42,44,46-60	K.20
0236400000	4008190114558	TS 35X15 2M/ST/ZN	H.9
0236410000	4008190157708	TS 35X15 1M/ST/ZN	H.9
0236500000	4008190183967	TS 35X15/LL 2M/ST/ZN	H.9
0236510000	4008190017699	TS 35X15/LL 1M/ST/ZN	H.9
0236760000	4008190177935	AST 3 6.3	B.36

Order No.	EAN No.	Type	Page

0240000000

0241260000	4008190026738	MK 2/12	F.2
0243520000	4008190072834	MK 3/12	F.2
0243820000	4008190035365	MK 5/2 O.DE	F.4
0244220000	4008190107222	MK 4/16	F.3
0244600000	4008190103828	STB 8.5/D4.5/2/M3 SAKT4	I.15
0244920000	4008190108953	AP SAKT4 KRG	I.6
0245400000	4008190129187	GZ 12,5A/FF	A.28
0245400000	4008190129187	GZ 12,5A/FF	B.26
0246320000	4008190034092	SAKT 4/DU O.STB	B.33
0248500000	4008190022723	VH 13.5/4.9/3.3 SAK4	I.10
0248500000	4008190022723	VH 13.5/4.9/3.3 SAK4	I.9
0248920000	4008190109738	SAKS 3 GZ/6.3X32	B.23
0249000000	4008190129507	VH 12/4.9/3.3 SAK6N	I.10
0249000000	4008190129507	VH 12/4.9/3.3 SAK6N	I.21
0249000000	4008190129507	VH 12/4.9/3.3 SAK6N	I.9
0249100000	4008190085476	KMVF LI 6.3 EP/SW	D.8
0249200000	4008190004019	KMVF RE 6.3 EP/SW	D.8
0249300000	4008190004798	KMVT LI 2.4 EP/SW	D.9
0249400000	4008190159016	KMVT RE 2.4 EP/SW	D.9
0249600000	4008190022785	ZS 2.3/4	I.14

0250000000

0254120000	4008190130138	SAKT 4/LT O.STB	B.32
0254220000	4008190120351	SAKT 4/LT 1STB2.0	B.32
0258260000	4008190034788	HP 7 TSK31.5	I.16
0258360000	4008190114510	HP 8 ADP 1	I.16
0258660000	4008190033477	EW 35/SCHA/M3	I.12
0258760000	4008190012182	EWK 2/SCHA/M3/L	I.12
0259800000	4008190049300	SSCH 10X3X1000 MS/BK	H.2

0260000000

0261100000	4008190070779	AD 4 WSD SAKG54 HP/DBR	I.17
0263100000	4008190020477	AD 4 WSD SAKG28 HP/DBR	I.17
0263200000	4008190152802	AD 4 WSD SAKG40 HP/DBR	I.17
0263300000	4008190175528	AD 4 WSD SAKG46 HP/DBR	I.17
0264900000	4008190144333	AD 3 WSD SAKG54 HP/DBR	I.17
0265800000	4008190141660	G 25/1.00A/M RT	A.28
0265800000	4008190141660	G 25/1.00A/M RT	B.26
0266320000	4008190167981	AST 1 6.3 KRG	B.44
0266360000	4008190143411	AST 1 6.3	B.36
0266400000	4008190176488	AP AST1+5 DB	I.6
0266420000	4008190043483	AP AST1+5 KRG	I.4
0266420000	4008190043483	AP AST1+5 KRG	I.6
0266460000	4008190045517	AP AST1+5	I.6
0266500000	4008190102814	ZB 35/M6X16	H.4
0266700000	4008190152031	VH 8/4.9/3.3 SAK2.5	I.9
0266700000	4008190152031	VH 8/4.9/3.3 SAK2.5	I.10
0267000000	4008190146986	VH 17/8/5 SAK35	I.10
0267000000	4008190146986	VH 17/8/5 SAK35	I.9
0267100000	4008190187897	BFSC M4X30	I.9
0267100000	4008190187897	BFSC M4X30	H.3
0267100000	4008190187897	BFSC M4X30	I.10
0267200000	4008190002862	STB 25 IH/GE	I.20
0267200000	4008190002862	STB 25 IH/GE	I.15
0268860000	4008190136284	SAKD 2.5/35	A.2
0268880000	4008190061951	SAKD 2.5/35 BL	A.2
0269120000	4008190185978	SAKT 1/LT	B.31
0269320000	4008190023980	SAKT 1/QT1	B.31

0270000000

0270100000	4008190105136	TS 35X15/2.3 2M/CU/BK	H.9
0270320000	4008190009922	RSF 1 KRG	B.28
0270420000	4008190099107	AP RSF1 KRG	I.6
0270460000	4008190110635	AP RSF3	I.6
0270760000	4008190011420	QS 2/12/4	I.13
0270760000	4008190011420	QS 2/12/4	I.21
0270860000	4008190062620	QS 2/10/4	I.13
0270860000	4008190062620	QS 2/10/4	I.21
0270960000	4008190077006	QS 2/8/4	I.13
0270960000	4008190077006	QS 2/8/4	I.21
0271020000	4008190120856	SAK 16 KRG	B.7
0271060000	4008190078324	SAK 16	B.4
0271080000	4008190097578	SAK 16 BL	B.4
0271120000	4008190062606	AP SAK16 KRG	I.4
0271120000	4008190062606	AP SAK16 KRG	I.6
0271160000	4008190120429	AP SAK16	I.4
0271160000	4008190120429	AP SAK16	I.6
0271180000	4008190169800	AP SAK16 BL	I.6
0271200000	4008190155889	STB 25 IH/GN	I.15
0271200000	4008190155889	STB 25 IH/GN	I.20
0271300000	4008190111342	STB 25 IH/VI	I.15
0271300000	4008190111342	STB 25 IH/VI	I.20
0271400000	4008190029692	STB 25 IH/GR	I.20
0271400000	4008190029692	STB 25 IH/GR	I.15
0271500000	4008190030162	STB 25 IH/SW	I.20
0271500000	4008190030162	STB 25 IH/SW	I.15
0271800000	4008190046934	EP 1/BW SAKG28/32 HP/DB	I.5
0271900000	4008190172497	EP 2/BW SAKG46/32 HP/DB	I.5
0273400000	4008190106027	AD 3 SAK35	I.17
0273820000	4008190142117	MK 3/2	F.2
0273920000	4008190104894	MK 3/3	F.2
0274020000	4008190020712	MK 3/4	F.2
0274120000	4008190010607	MK 3/5	F.2

Order No.	EAN No.	Type	Page
0274220000	4008190153847	MK 3/6	F.2
0274320000	4008190187507	MK 3/7	F.2
0274420000	4008190185015	MK 3/8	F.2
0274520000	4008190074722	MK 3/9	F.2
0274620000	4008190117559	MK 3/10	F.2
0279500000	4008190404130	AP SAK2.5 GE	I.6
0279520000	4008190014117	AP SAK2.5 KRG	I.6
0279520000	4008190014117	AP SAK2.5 KRG	I.4
0279530000	4008190025755	AP SAK2.5 KRS	I.4
0279540000	4008190000073	AP SAK2.5 OR	I.6
0279560000	4008190075736	AP SAK2.5	I.6
0279560000	4008190075736	AP SAK2.5	B.34
0279570000	4008190022525	AP SAK2.5 KRG BL	I.6
0279580000	4008190050702	AP SAK2.5 BL	I.6
0279620000	4008190100087	SAK 2.5 KRG	B.6
0279660000	4008190069926	SAK 2.5	B.2
0279670000	4008190186630	SAK 2.5 KRG/BL	B.6
0279680000	4008190076474	SAK 2.5 BL	B.2

0280000000

0280100000	4008190036348	DKSUE NSCH/ESCH	H.2
0280200000	4008190012953	NSCH 1M	H.2
0280300000	4008190143053	ESCH 1 M	H.2
0280600000	4008190023188	STB 8.5/5/2.3/M3 SAK2.5	I.15
0282000000	4008190078492	SK SAKS1/G25	B.27
0282100000	4008190004606	SK G20/SAKS1	B.27
0283100000	4008190087982	AD 4 WSD SAKG32 HP/DBR	I.17
0285100000	4008190189297	VH 19/5/3.5 SAK4-16	I.12
0285300000	4008190072902	AD 4 SAK4	I.17
0286400000	4008190085339	DSTV VH 6.5	I.10
0286620000	4008190116750	SAKG 32 I	B.54
0286720000	4008190081010	SAKG 32 III	B.55
0286820000	4008190163273	SAKG 40 I	B.56
0286920000	4008190137847	SAKG 40 III	B.57

0290000000

0292460000	4008190105440	SCHT 5	K.15
0292500000	4008190177027	BFSC M3X25	I.12
0292500000	4008190177027	BFSC M3X25	I.10
0293220000	4032248014026	TS 32X15 2M/CRN	H.8
0293800000	4008190042356	PS 2.0 OR	I.14
0293900000	4008190091767	GZ 10.0A	A.28
0293900000	4008190091767	GZ 10.0A	B.26
0294220000	4008190050580	SAKR LL 2STB/KRG	B.50
0294260000	4008190029791	SAKR LL 2STB	B.43
0294360000	4008190054625	AKZ 4	E.3
0294380000	4008190002152	AKZ 4 BL	E.3
0294420000	4008190128289	AP AKZ4 KRG	I.4
0294420000	4008190128289	AP AKZ4 KRG	I.6
0294460000	4008190466268	AP AKZ4	I.4
0294460000	4008190466268	AP AKZ4	I.6
0294460000	4008190466268	AP AKZ4	E.3
0294480000	4008190021832	AP AKZ4 BL	I.6
0294480000	4008190021832	AP AKZ4 BL	E.3
0294500000	4008190047603	GZ 2.0A	B.26
0294500000	4008190047603	GZ 2.0A	A.28
0294600000	4008190141233	GZ 5.0A	A.28
0294600000	4008190141233	GZ 5.0A	B.26
0295700000	4008190018351	GZ 3.0A	B.26
0295700000	4008190018351	GZ 3.0A	A.28
0295800000	4008190017095	GZ 7.0A	A.28
0295800000	4008190017095	GZ 7.0A	B.26
0295900000	4008190133337	FKSC M5X8 D9/SW2.5	H.11
0296200000	4008190043391	BFSC M3X30	I.10
0296700000	4008190881764	BFSC M5X8	H.2
0296800000	4008190008000	VH 5/4/2.8 AKZ4	I.9
0297060000	4008190117092	DK 4SS/35 FF 8X2.8	A.39
0297200000	4008190057176	QL 2 DLI	I.9
0297300000	4008190034634	QL 3 DLI	I.9
0297520000	4008190128401	SAKS 3 G/5X30 500V	B.23
0297600000	4008190173395	AD 3 SAK4	I.17
0297700000	4008190086787	AD 3 SAK6N	I.17
0297800000	4008190080884	AD 3 SAK16	I.17
0297900000	4008190038229	AD 3 SAK2.5	I.17
0298020000	4008190156831	AST 3 6.3 KRG	B.44
0298120000	4008190172213	AP AST3+4 KRG	I.4
0298120000	4008190172213	AP AST3+4 KRG	I.6
0298700000	4008190070809	VH 24.5/8/5 SAK35	I.12
0298900000	4008190090487	BFSC M4X35	I.12
0299600000	4008190074043	PS 4 F.STB 4	I.14
0299860000	4008190135133	SH 1	H.3

0300000000

0300720000	4008190072018	AKA 2.5	E.13
0300770000	4008190084547	AKA 2.5 BL	E.13
0300800000	4008190056179	VH 12.5/5/3.5 SAK10-2.5	I.10
0301420000	4008190168537	AP RSF2 KRG	I.6
0302860000	4008190032968	TW SAK2.5	B.34
0303000000	4008190163686	KISC M3X20.5/10 EK4	I.9
0303000000	4008190163686	KISC M3X20.5/10 EK4	I.10
0303200000	4008190165963	VH 4.5/5/3.5 SAK6N-16	I.10
0303300000	4008190040673	BFSC M2.5X18 PA/RT	I.17
0303400000	4008190068158	AD 4 AKZ4	I.17
0303520000	4008190172114	SAK 35 KRG	B.8
0303560000	4008190169053	SAK 35	B.4

Order No.	EAN No.	Type	Page
0303580000	4008190016944	SAK 35 BL	B.4
0303620000	4008190050184	AP SAK35 KRG	I.6
0303620000	4008190050184	AP SAK35 KRG	I.4
0303660000	4008190110765	AP SAK35/TW SAK16	I.4
0303660000	4008190110765	AP SAK35/TW SAK16	I.6
0303670000	4008190009113	AP SAK35 KRG/BL	I.6
0303680000	4008190025199	AP SAK35/TW SAK16 BL	I.6
0303860000	4008190035723	ADK 1/1.5	E.11
0303880000	4008190168315	ADK 1/1.5 BL	E.11
0304000000	4008190150792	VH 13/5/3.5 SAK 10	I.10
0306120000	4008190038311	SAKS 1/32 G20 GL 230VAC	B.27
0306120000	4008190038311	SAKS 1/32 G20 GL 230VAC	B.22
0307300000	4008190036140	QVS 2 SAKT1+2	I.20
0307400000	4008190091941	QVS 4 SAKT1+2	I.20
0309120000	4008190131791	SAK 2.5+LS KRG	B.49
0309220000	4008190049997	AP SAK2.5L KRG	I.6
0309220000	4008190049997	AP SAK2.5L KRG	I.4
0309270000	4008190124878	AP SAK2.5L KRG BL	I.6
0309320000	4008190086848	SAKS 1/32 G25 GL 230VAC	B.27
0309320000	4008190086848	SAKS 1/32 G25 GL 230VAC	B.23
0309400000	4008190143176	VH 27/5/3.5 SAK10-35	I.10
0309700000	4008190037024	VH 16/5/3.5 SAK10-35	I.10
0309800000	4008190058838	BFSC M3X35	I.10

0310000000

0310000000	4008190000059	PS 2.0 MC	I.14
0310320000	4008190181796	SAKT 4/LT STB2.0	B.32
0316500000	4008190061999	ZB 4	H.4
0316600000	4008190145989	ZB 16 ZKSC	H.4
0317000000	4008190158231	H25/30 BRAUN	J.9
0317100000	4008190049751	H25/36 BRAUN	J.9
0317200000	4008190023904	H35/30 BEIGE	J.9
0317300000	4008190151294	H35/39 BEIGE	J.9
0318000000	4008190059460	VH 19/6/4.2 SAKT1	I.21
0318560000	4008190062033	TW AKZ2.5	E.2
0318580000	4008190143657	TW AKZ2.5 BL	E.2

0320000000

0321220000	4008190167646	AST 4 SF 6.3 KRG	B.45
0321320000	4008190005313	SAKS 4	B.24
0322110000	4008190189310	ZB 4G SW	H.5
0322160000	4008190014278	ZB 4G EX E GN/GE	H.5
0322180000	4008190050504	ZB 4G BL	H.5
0323100000	4008190013585	EK 2	B.14
0323620000	4008190140489	SAK 2.5 LL KRG	B.50
0323660000	4008190114855	SAK 2.5 LL	B.41
0323670000	4008190039134	SAK 2.5 LL KRG/BL	B.50
0324020000	4008190055523	SAKC 10 STB/RE	B.19
0324120000	4008190049959	SAKC 10 2STB	B.19
0324460000	4008190132545	AKZ 4 S WA 2X2.8	E.9
0324560000	4008190125301	AKZ 4 SS SE 6.3/2.8	E.8
0326660000	4008190031510	AH 28 SAKG28	I.17
0326760000	4008190064976	AH 32 SAKG32	I.17
0326860000	4008190061258	AH 40 SAKG40	I.17
0326960000	4008190174712	AH 46 SAKG46	I.17
0328000000	4008190071165	QL 2 SAKS4	I.9
0328100000	4008190097639	QL 3 SAKS4	I.9
0328200000	4008190086428	QL 4 SAKS4	I.9
0328300000	4008190002190	E 14/6A GN	A.28
0328300000	4008190002190	E 14/6A GN	B.26
0328400000	4008190000288	E 14/10A RT	A.28
0328400000	4008190000288	E 14/10A RT	B.26
0328500000	4008190152161	E 14/16A GR	A.28
0328500000	4008190152161	E 14/16A GR	B.26
0328600000	4008190004248	P 14/6 D01 GN SAKS4	A.29
0328600000	4008190004248	P 14/6 D01 GN SAKS4	B.27
0328700000	4008190010294	P 14/10 D01 RT SAKS4	B.27
0328700000	4008190010294	P 14/10 D01 RT SAKS4	A.29
0328920000	4008190113339	SAKS 3/35 G/5X30 500V	A.25
0329120000	4008190012793	AP SAKT2 KRG	I.6
0329120000	4008190012793	AP SAKT2 KRG	I.4
0329300000	4008190084714	QVS 3 SAKT1+2	I.20
0329660000	4008190019792	AP AKZ1.5W	I.6
0329660000	4008190019792	AP AKZ1.5W	I.4

0330000000

0330620000	4008190048433	SAKT 2/LT STB	B.32
0330800000	4008190100650	TS 35X7.5 2M/AL/BK	H.9
0330930000	4008190149758	DS 9 SAK2.5	I.12
0334520000	4008190043247	AST 5 SF 6.3 KRG	B.45
0334560000	4008190051587	AST 5 SF 6.3	B.37
0334700000	4008190118839	BS 25 O.IH SAKT1	I.21
0334820000	4008190011666	AKZ 4L SL VS KRG	E.12
0334860000	4008190019501	AKZ 4L SL VS	E.10
0334880000	4008190158156	AKZ 4L SL VS BL	E.10
0334900000	4008190057602	MB M6/M4 GR	H.11
0335200000	4008190114039	BS 25 IH/SW SAKT1	I.21
0335300000	4008190136864	BS 25 IH/GR SAKT1	I.21
0335400000	4008190086879	BS 25 IH/BL SAKT1	I.21
0335500000	4008190118877	BS 25 IH/RT SAKT1	I.21
0335600000	4008190113490	BS 25 IH/GN SAKT1	I.21
0335700000	4008190189235	BS 25 IH/GE SAKT1	I.21
0335800000	4008190039196	BS 25 IH/VI SAKT1	I.21
0336400000	4008190037680	Q 2 AKZ4	I.9
0336400000	4008190037680	Q 2 AKZ4	I.11

Order No.	EAN No.	Type	Page
0336400000	4008190037680	Q 2 AKZ4	E.3
0336500000	4008190121730	Q 3 AKZ4	I.9
0336500000	4008190121730	Q 3 AKZ4	E.3
0336500000	4008190121730	Q 3 AKZ4	I.11
0336600000	4008190096656	Q 4 AKZ4	E.3
0336600000	4008190096656	Q 4 AKZ4	I.11
0336700000	4008190033842	Q 2 SAK4	I.9
0336800000	4008190089795	Q 3 SAK4	I.9
0336900000	4008190036201	Q 4 SAK4	I.9
0337660000	4008190062231	SAK 10/EN	C.3
0338100000	4008190189426	QL 10 SAK2.5	I.10
0338100000	4008190189426	QL 10 SAK2.5	I.9
0338200000	4008190107413	QL 10 SAK4	I.10
0338200000	4008190107413	QL 10 SAK4	I.9
0338300000	4008190176679	QL 10 SAK6N	I.10
0338300000	4008190176679	QL 10 SAK6N	I.21
0338300000	4008190176679	QL 10 SAK6N	I.9
0338600000	4008190106133	QL 10 SAK35	I.9
0338600000	4008190106133	QL 10 SAK35	I.11
0338800000	4008190127039	QL 10 SAKS1	B.27
0338800000	4008190127039	QL 10 SAKS1	I.9
0338900000	4008190105723	QL 10 SAKS2	B.27
0338900000	4008190105723	QL 10 SAKS2	I.9
0339000000	4008190025335	QL 10 SAKS4	I.9
0339760000	4008190069544	SAK 16/EN	C.3
0339860000	4008190076573	SAK 35/EN	C.4

0340000000

0340160000	4008190156350	AKZ 1.5L VS	E.10
0340460000	4008190091576	AKZ 1.5	E.2
0340480000	4008190075378	AKZ 1.5 BL	E.2
0340560000	4008190138745	AP AKZ1.5	I.4
0340560000	4008190138745	AP AKZ1.5	I.6
0340560000	4008190138745	AP AKZ1.5	E.2
0340580000	4008190118907	AP AKZ1.5 BL	E.2
0340580000	4008190118907	AP AKZ1.5 BL	I.6
0340720000	4008190160609	SAKC 4 KRG	B.19
0340820000	4008190080754	SAK 70 KRG	B.9
0340870000	4008190053321	SAK 70 KRG/BL	B.9
0340920000	4008190154684	AP 70 SAK70 KRG	I.4
0340920000	4008190154684	AP 70 SAK70 KRG	I.6
0340960000	4008190098681	AP SAK70/35	I.4
0340960000	4008190098681	AP SAK70/35	I.6
0341000000	4008190015299	STB 30.5 IH/SW	I.20
0341000000	4008190015299	STB 30.5 IH/SW	I.15
0341100000	4008190083960	STB 30.5 IH/GR	I.20
0341100000	4008190083960	STB 30.5 IH/GR	I.15
0341200000	4008190044077	STB 30.5 IH/BL	I.20
0341200000	4008190044077	STB 30.5 IH/BL	I.15
0341300000	4008190157852	STB 30.5 IH/RT	I.15
0341300000	4008190157852	STB 30.5 IH/RT	I.20
0341400000	4008190008093	STB 30.5 IH/GN	I.15
0341400000	4008190008093	STB 30.5 IH/GN	I.20
0341500000	4008190130961	STB 30.5 IH/GE	I.20
0341500000	4008190130961	STB 30.5 IH/GE	I.15
0341600000	4008190026035	STB 30.5 IH/VI	I.15
0341600000	4008190026035	STB 30.5 IH/VI	I.20
0343300000	4008190034115	STB 25 IH/RT	I.20
0343300000	4008190034115	STB 25 IH/RT	I.15
0343400000	4008190107192	STB 25 IH/BL	I.20
0343400000	4008190107192	STB 25 IH/BL	I.15
0343800000	4008190168032	QB 10 SAKT1	I.21
0344300000	4008190166489	AD 3 SAK70	I.17
0344400000	4008190029203	BFSC M5X45 PA/NA	I.17
0345300000	4008190000813	QL 2 SAK70	I.9
0345500000	4008190100698	VH 30.5/11/5.5 SAK70	I.9
0345600000	4008190058739	BFSC M5X45	I.9
0346200000	4008190175658	KISC M3X6 SAKS1	B.27
0346460000	4008190009526	AKZ 4 LL VS	E.11
0347960000	4008190091231	TSK 31.5 GR	I.16
0348260000	4008190128241	TW AKZ4	E.3
0348660000	4008190134419	EWK AKA 2.5	H.10
0348900000	4008190024802	SSCH 10X3X1000 CU/SN	G.4
0348900000	4008190024802	SSCH 10X3X1000 CU/SN	G.6
0348900000	4008190024802	SSCH 10X3X1000 CU/SN	G.5
0348900000	4008190024802	SSCH 10X3X1000 CU/SN	H.2
0348900000	4008190024802	SSCH 10X3X1000 CU/SN	G.7

0350000000

0351460000	4008190010461	SAK 2.5 SL	B.41
0351470000	4008190015725	SAK 2.5 SL KRG/BL	B.49
0352920000	4008190153915	SAK 4 SS 6.3/KRG	B.46
0352960000	4008190085186	SAK 4 SS 6.3/PA	B.37
0352970000	4008190133092	SAK 4 SS 6.3 KRG/BL	B.46
0353500000	4008190139285	FKSC M6X12 D9/SW3	H.11
0354361187	4008190047054	DEK 5 FWZ L1-PE	K.20
0354361203	4008190042257	DEK 5 FWZ L1-EIK	K.20
0354560000	4008190104849	EK 4	B.12
0354660000	4008190069827	EK 10	B.13
0354760000	4008190187972	EK 35	B.13
0355460000	4008190094560	DK 4	B.10
0355480000	4008190086305	DK 4 BL	B.10
0357400000	4008190169572	SSCH 15X6X1000 CU/SN	H.2
0357520000	4008190185077	SAKC 4/35	A.20
0357570000	4008190045913	SAKC 4/35 BL	A.20
0357960000	4008190155544	AKZ 1.5 SW 1X1	E.14
0358460000	4008190157937	QVS 2/S SAKT1+2	I.20

Order No.	EAN No.	Type	Page
0358500000	4008190049195	STB 7/D4/2.3/M3 ZB/SAKC	I.15
0359000000	4008190061548	KISC M3X15/6 SAK2.5	I.10
0359000000	4008190061548	KISC M3X15/6 SAK2.5	I.9
0359260000	4008190012991	AP DK4	I.6
0359280000	4008190031213	AP DK4 BL	I.6
0359420000	4008190036010	SAKS 5 380AC	B.25

0360000000

0361300000	4008190113131	E 18/20A BL	B.26
0361300000	4008190113131	E 18/20A BL	A.28
0361400000	4008190080785	E 18/25A GE	A.28
0361400000	4008190080785	E 18/25A GE	B.26
0361500000	4008190131005	E 18/35A SW	A.28
0361500000	4008190131005	E 18/35A SW	B.26
0361600000	4008190144173	E 18/50A WS	B.26
0361600000	4008190144173	E 18/50A WS	A.28
0361700000	4008190083861	E 18/63A KU	B.26
0361700000	4008190083861	E 18/63A KU	A.28
0361800000	4008190106249	P 18/20 D02 BL SAKS5	B.27
0361800000	4008190106249	P 18/20 D02 BL SAKS5	A.29
0361900000	4008190091101	P 18/25 D02 GE SAKS5	B.27
0361900000	4008190091101	P 18/25 D02 GE SAKS5	A.29
0362000000	4008190070175	P 18/35 D02 SW SAKS5	B.27
0362000000	4008190070175	P 18/35 D02 SW SAKS5	A.29
0362100000	4008190081874	P 18/50 D02 WS SAKS5	A.29
0362100000	4008190081874	P 18/50 D02 WS SAKS5	B.27
0362460000	4008190005917	AKZ 4 SS WA 2X2.8	E.8
0363660000	4008190165192	DK 4QV/35	A.13
0363680000	4008190011567	DK 4QV/35 BL	A.13
0364200000	4008190164225	AK 95	H.3
0364300000	4008190026806	TS 32X16.2 2M/CU/BK	H.8
0368200000	4008190149987	Q 2 AKZ1.5	I.11
0368200000	4008190149987	Q 2 AKZ1.5	E.2
0368300000	4008190074913	Q 3 AKZ1.5	I.11
0368300000	4008190074913	Q 3 AKZ1.5	E.2
0368400000	4008190153892	Q 4 AKZ1.5	I.11
0368400000	4008190153892	Q 4 AKZ1.5	E.2
0368500000	4008190159481	Q 10 AKZ1.5	E.2
0368500000	4008190159481	Q 10 AKZ1.5	I.11
0368600000	4008190056766	Q 10 AKZ4	E.3
0368700000	4008190107796	Q 10 SAK2.5	I.9
0368800000	4008190049478	Q 10 SAK4	I.9
0369000000	4008190143589	Q 2 AKZ4SS	I.11
0369100000	4008190074975	Q 3 AKZ4SS	I.11
0369200000	4008190089207	Q 4 AKZ4SS	I.11
0369300000	4008190065744	Q 10 AKZ4SS	I.11

0370000000

0370160000	4008190101428	MK 10/14	F.3
0370360000	4008190114879	DK 4 ST SE 1.6	B.40
0370460000	4008190125707	DK 4 ST WA 1.6	B.40
0371020000	4008190046361	SAK 2.5 TS SE 2.4/KRG	B.48
0371420000	4008190074319	SAKS 1/32 G20 LD 24VDC	B.22
0371420000	4008190074319	SAKS 1/32 G20 LD 24VDC	B.27
0374660000	4008190139889	EK 16	B.13
0376860000	4008190141202	ASK 1/15	E.7
0377100000	4008190060350	KISC M3X20 SAK10 CU5	I.12
0377100000	4008190060350	KISC M3X20 SAK10 CU5	I.21
0377200000	4008190006389	KISC M3X15/6 SAK2.5 CU5	I.12
0378920000	4008190132606	SAKS 1 G20 GB 48 DC	B.27
0379400000	4008190023478	STB 6/D3.7/2.3/M3 SAKR	I.15

0380000000

0380260000	4008190056841	AKE 4	E.5
0380350000	4008190404659	AP ASK1 RT	I.6
0380360000	4008190104115	AP ASK1	I.6
0380380000	4008190126292	AP ASK1 BL	I.6
0380420000	4008190014360	SAK 2.5/35 KRG	A.7
0380460000	4008190042363	SAK 2.5/35	A.2
0380470000	4008190124014	SAK 2.5/35 KRG/BL	A.7
0380480000	4008190131869	SAK 2.5/35 BL	A.2
0380520000	4008190007300	SAK 6/35 KRG	A.8
0380560000	4008190134648	SAK 6/35	A.3
0380570000	4008190040642	SAK 6/35 KRG/BL	A.8
0380580000	4008190029050	SAK 6/35 BL	A.3
0380620000	4008190153861	SAK 16/35 KRG	A.9
0380660000	4008190118204	SAK 16/35 PA	A.4
0380760000	4008190063962	SAK 35/35	A.4
0380780000	4008190021986	SAK 35/35 BL	A.4
0382860000	4008190187804	EW 15	H.10
0382860000	4008190187804	EW 15	E.3
0382860000	4008190187804	EW 15	E.2
0383400000	4008190088026	TS 35X7.5 2M/ST/ZN	B.27
0383400000	4008190088026	TS 35X7.5 2M/ST/ZN	H.9
0383410000	4008190115623	TS 35X7.5 1M/ST/ZN	H.9
0383530000	4008190027322	EW 35 GR 7032	H.10
0383560000	4008190181314	EW 35	H.10
0383560000	4008190181314	EW 35	B.27
0385320000	4008190058968	SAKS 1/32 G20 GL 115VAC	B.22
0385320000	4008190058968	SAKS 1/32 G20 GL 115VAC	B.27
0385400000	4008190057268	STB 16/D7/4/M5 SAK70	I.15
0388500000	4008190089726	STB 35 IH/SW	I.20
0388500000	4008190089726	STB 35 IH/SW	I.15
0388600000	4008190140656	STB 35 IH/GR	I.20
0388600000	4008190140656	STB 35 IH/GR	I.15

Order No.	EAN No.	Type	Page
0388700000	4008190082383	STB 35 IH/BL	I.15
0388700000	4008190082383	STB 35 IH/BL	I.20
0388800000	4008190177485	STB 35 IH/RT	I.15
0388800000	4008190177485	STB 35 IH/RT	I.20
0388900000	4008190010409	STB 35 IH/GN	I.15
0388900000	4008190010409	STB 35 IH/GN	I.20
0389000000	4008190396985	STB 35 IH/GE	I.15
0389000000	4008190396985	STB 35 IH/GE	I.20
0389100000	4008190137755	STB 35 IH/VI	I.20
0389100000	4008190137755	STB 35 IH/VI	I.15

0390000000

0395460000	4008190070311	DK 4/35 LD GR 24VDC	A.50
0395560000	4008190168872	DK 4/35 LD ROT 60VDC	A.50
0395760000	4008190029470	DK 4/35 LD GR 24VDC	A.50
0395860000	4008190100636	DK 4/35 LD ROT 60VDC	A.50
0395960000	4008190134372	DK 4/35 LD 1D ROT 24VAC	A.51
0396060000	4008190163693	DK 4/35 LD 1D 48VAC	A.51
0396260000	4008190176266	DK 4/35 GL 100K 115VAC	A.52
0396360000	4008190092023	DK 4/35 1D GET.SCH.	A.53
0396660000	4008190126551	DK 4/35 2D GET.SCH. A1	A.54
0396760000	4008190095482	DK 4/35 2D GET.SCH. A1	A.55
0396860000	4008190027100	DK 4/35 2D GET.SCH. A2	A.55
0396960000	4008190040888	DK 4/35 1D 1K5 GET.SCH	A.55

0400000000

0400100000	4008190068196	KISC M2.5X11/4.5 AKZ1.5	I.9
0401220000	4008190035655	SAK 4 S 6.3/2.8/KRG	B.45
0401260000	4008190134730	SAK 4 S 6.3/2.8	B.37
0401360000	4008190120986	AP DUSA4/35	I.6
0401460000	4008190188092	SO SH1	H.3
0407360001	4008190049980	DEK 6,5 FSZ 1-10	K.20
0407360011	4008190141172	DEK 6,5 FSZ 11-20	K.20
0407360021	4008190003494	DEK 6,5 FSZ 21-30	K.20
0407360031	4008190139346	DEK 6,5 FSZ 31-40	K.20
0407360041	4008190011055	DEK 6,5 FSZ 41-50	K.20
0407360051	4008190000639	DEK 6,5 FSZ 51-60	K.20
0407360061	4008190108571	DEK 6,5 FSZ 61-70	K.20
0407360071	4008190177829	DEK 6,5 FSZ 71-80	K.20
0407360081	4008190140694	DEK 6,5 FSZ 81-90	K.20
0407360091	4008190029258	DEK 6,5 FSZ 91-100	K.20
0407600000	4008190038328	QL 3 SAKG28	I.9
0407700000	4008190078409	QL 4 SAKG28	I.9
0407900000	4008190166465	SK.SCHLÜSSEL SW 6 D6911	J.24
0408730000	4008190101763	AP SAKH 4EX	I.6
0409500000	4008190090456	H0,5/12 ORANGE	J.9
0409600000	4008190079826	H0,75/12 WEISS	J.9
0409700000	4008190152222	H1/12 GELB	J.9

0410000000

0412120000	4008190074180	SAKR KRG	B.18
0412160000	4008190016418	SAKR	B.16
0412180000	4008190026745	SAKR BL	B.16
0412220000	4008190049058	SAKR 2STB KRG	B.18
0412260000	4008190054403	SAKR 2STB	B.16
0412280000	4008190096915	SAKR 2STB BL	B.16
0412460000	4008190067762	SAKR LS	B.42
0412760000	4008190035310	SAKR 15	E.3
0412860000	4008190018290	SAKR 15 2STB	E.3
0413160000	4008190077921	SAKR D 2STB2.3	B.17

0430000000

0430300000	4008190077174	G 20/0.10A/F	B.26
0430300000	4008190077174	G 20/0.10A/F	A.28
0430400000	4008190152383	G 20/0.20A/F	B.26
0430400000	4008190152383	G 20/0.20A/F	A.28
0430500000	4008190153991	G 20/0.25A/F	B.26
0430500000	4008190153991	G 20/0.25A/F	A.28
0430600000	4008190046835	G 20/0.50A/F	B.26
0430600000	4008190046835	G 20/0.50A/F	A.28
0430700000	4008190093877	G 20/1.00A/F	B.26
0430700000	4008190093877	G 20/1.00A/F	A.28
0430800000	4008190031503	G 20/1.60A/F	A.28
0430800000	4008190031503	G 20/1.60A/F	B.26
0430900000	4008190123567	G 20/2.00A/F	B.26
0430900000	4008190123567	G 20/2.00A/F	A.28
0431000000	4008190085513	G 20/2.50A/F	B.26
0431000000	4008190085513	G 20/2.50A/F	A.28
0431100000	4008190012977	G 20/3.15A/F	B.26
0431100000	4008190012977	G 20/3.15A/F	A.28
0431200000	4008190022983	G 20/4.00A/F	B.26
0431200000	4008190022983	G 20/4.00A/F	A.28
0431300000	4008190185381	G 20/5.00A/F	A.28
0431300000	4008190185381	G 20/5.00A/F	B.26
0431400000	4008190086053	G 20/6.30A/F	A.28
0431400000	4008190086053	G 20/6.30A/F	B.26
0437720000	4008190040291	SAKT 2/LT 4STB	B.32
0437920000	4008190163549	SAKT 1/LT STB14/4	B.31
0438000000	4008190080938	SSCH 10X3X1000 ST/ZN	H.2
0438560000	4008190133351	AP DK4/380 Q	I.6
0438560000	4008190133351	AP DK4/380 Q	I.4
0439000000	4008190131210	G 20/0.63A/F	A.28
0439000000	4008190131210	G 20/0.63A/F	B.26
0439120000	4008190005146	AST 4 SF 6.3/2.8 KRG	B.45

Order No.	EAN No.	Type	Page

0440000000

0442420000	4008190002923	AST 3 6.3/2.8 KRG	B.44
0442470000		AST 3 6.3/2.8 KRG/BL	B.44
0443620000	4008190095642	SAK 4/35 KRG	A.7
0443660000	4008190019990	SAK 4/35	A.3
0443670000	4008190126186	SAK 4/35 KRG/BL	A.7
0443680000	4008190003869	SAK 4/35 BL	A.3
0443720000	4008190183899	SAK 10/35 KRG	A.8
0443760000	4008190136949	SAK 10/35	A.3
0443770000	4008190103781	SAK 10/35 KRG/BL	A.8
0443780000	4008190152512	SAK 10/35 BL	A.3
0444200000	4008190110284	H50/36 OLIV	J.9
0445420000	4008190085438	SAKT 2/LT O.STB	B.32
0445860000	4008190021733	AKZ 4 SW 1X1	E.14
0447240000	4008190457044	AP ST5 PPO/SW	I.6
0447260000	4032248183913	AP ST5 PA/BE	I.6

0450000000

0451300000	4008190128265	POSC M3X20 PA/NA	I.17
0456700000	4008190150044	Q 2 SAK6N	I.21
0456700000	4008190150044	Q 2 SAK6N	I.9
0456800000	4008190110277	Q 3 SAK6N	I.21
0456800000	4008190110277	Q 3 SAK6N	I.9
0456900000	4008190032579	Q 4 SAK6N	I.21
0456900000	4008190032579	Q 4 SAK6N	I.9
0457000000	4008190153762	Q 10 SAK6N	I.21
0457000000	4008190153762	Q 10 SAK6N	I.9
0457100000	4008190103545	Q 2 SAK10	I.9
0457200000	4008190135379	Q 3 SAK10	I.9
0457300000	4008190129750	Q 4 SAK10	I.9
0457400000	4008190016166	Q 10 SAK10	I.9
0457500000	4008190055349	Q 2 SAK16	I.9
0457600000	4008190022280	Q 3 SAK16	I.9
0457700000	4008190070823	Q 4 SAK16	I.9
0457800000	4008190082512	Q 10 SAK16	I.9
0459500000	4008190032692	ZBE 6	H.4

0460000000

0460020000	4008190130206	AP SAK4 KRG M.FU	I.6
0460360000	4008190001094	AST 3/35 6.3/2.8	A.36
0460460000	4008190061319	AST 4/35 SF 6.3/2.8	A.37
0460490000	4008190394868	AP SAK2.5/35 DB	I.6
0460560000	4008190048334	AP SAK2.5/35 + AST3+4	I.6
0460580000	4008190081164	AP SAK2.5/35 BL	I.6
0460660001	4008190186685	DEK 5 FSZ 1-10	K.20
0460660011	4008190087647	DEK 5 FSZ 11-20	K.20
0460660021	4008190105358	DEK 5 FSZ 21-30	K.20
0460660031	4008190049782	DEK 5 FSZ 31-40	K.20
0460660041	4008190112660	DEK 5 FSZ 41-50	K.20
0460660051	4008190138226	DEK 5 FSZ 51-60	K.20
0460660061	4008190054601	DEK 5 FSZ 61-70	K.20
0460660071	4008190089634	DEK 5 FSZ 71-80	K.20
0460660081	4008190050962	DEK 5 FSZ 81-90	K.20
0460660091	4008190130794	DEK 5 FSZ 91-100	K.20
0461100000	4008190034818	QB 2 WI RA8 IS	I.13
0461200000	4008190161699	QB 3 WI RA8 IS	I.13
0461300000	4008190025373	QB 4 WI RA8 IS	I.13
0462900000	4008190033248	H0,75/14 WEISS	J.9
0463000000	4008190024697	H1/14 GELB	J.9
0463100000	4008190065089	H1,5/14 ROT	J.9
0464460000	4008190128326	SAKR LL	B.43
0467460000	4008190002749	SAK 4/EN	C.2
0467480000	4008190065669	SAK 4/EN BL	C.2
0467960000	4008190110321	DK 4/32 1D CSA A2	B.66
0467980000	4008190140861	DK 4/32 1D CSA A2	B.66
0468060000	4008190013158	DEK 6,5 NEUTRAL	K.9
0468060000	4008190013158	DEK 6,5 NEUTRAL	K.20
0468091686	4008190160579	DEK 6,5 RT NEUTRAL	K.20
0468091687	4008190087890	DEK 6,5 GE NEUTRAL	K.20
0468091688	4008190168148	DEK 6,5 GN NEUTRAL	K.20
0468091689	4008190058203	DEK 6,5 VI NEUTRAL	K.20
0468091690	4008190115708	DEK 6,5 OR NEUTRAL	K.20
0468091693	4008190144746	DEK 6,5 BL NEUTRAL	K.20
0468091694	4008190005726	DEK 6,5 SW NEUTRAL	K.20
0468160001	4008190070816	DEK 6,5 FW 1-50	K.20
0468160051	4008190021542	DEK 6,5 FW 51-100	K.20
0468160101	4008190085346	DEK 6,5 FW 101-150	K.20
0468160151	4008190115029	DEK 6,5 FW 151-200	K.20
0468160201	4008190026752	DEK 6,5 FW 201-250	K.20
0468160251	4008190170493	DEK 6,5 FW 251-300	K.20
0468160301	4008190121761	DEK 6,5 FW 301-350	K.20
0468160351	4008190118921	DEK 6,5 FW 351-400	K.20
0468160401	4008190108045	DEK 6,5 FW 401-450	K.20
0468160451	4008190183219	DEK 6,5 FW 451-500	K.20
0468160501	4008190021269	DEK 6,5 FW 501-550	K.20
0468160551	4008190175849	DEK 6,5 FW 551-600	K.20
0468160601	4008190051938	DEK 6,5 FW 601-650	K.20
0468160651	4008190096526	DEK 6,5 FW 651-700	K.20
0468160701	4008190010775	DEK 6,5 FW 701-750	K.20
0468160751	4008190168766	DEK 6,5 FW 751-800	K.20
0468160801	4008190087128	DEK 6,5 FW 801-850	K.20
0468160851	4008190134044	DEK 6,5 FW 851-900	K.20
0468160901	4008190126148	DEK 6,5 FW 901-950	K.20
0468160951	4008190025649	DEK 6,5 FW 951-999	K.20
0468260001	4008190022211	DEK 6,5 FS 1-50	K.20

Order No.	EAN No.	Type	Page
0468260051	4008190162900	DEK 6,5 FS 51-100	K.20
0468260101	4008190049218	DEK 6,5 FS 101-150	K.20
0468260151	4008190078768	DEK 6,5 FS 151-200	K.20
0468260201	4008190004071	DEK 6,5 FS 201-250	K.20
0468260251	4008190112875	DEK 6,5 FS 251-300	K.20
0468260301	4008190076054	DEK 6,5 FS 301-350	K.20
0468260351	4008190073473	DEK 6,5 FS 351-400	K.20
0468260401	4008190075545	DEK 6,5 FS 401-450	K.20
0468260451	4008190186920	DEK 6,5 FS 451-500	K.20
0468260501	4008190037772	DEK 6,5 FS 501-550	K.20
0468260551	4008190002657	DEK 6,5 FS 551-600	K.20
0468260601	4008190082192	DEK 6,5 FS 601-650	K.20
0468260601	4008190082192	DEK 6,5 FS 601-650	K.22
0468260651	4032248028047	DEK 6,5 FS 651-700	K.20
0468260651	4032248028047	DEK 6,5 FS 651-700	K.22
0468260701	4008190053635	DEK 6,5 FS 701-750	K.22
0468260701	4008190053635	DEK 6,5 FS 701-750	K.20
0468260751	4008190176037	DEK 6,5 FS 751-800	K.22
0468260751	4008190176037	DEK 6,5 FS 751-800	K.20
0468260801	4008190143343	DEK 6,5 FS 801-850	K.20
0468260801	4008190143343	DEK 6,5 FS 801-850	K.22
0468260851	4008190154585	DEK 6,5 FS 851-900	K.22
0468260851	4008190154585	DEK 6,5 FS 851-900	K.20
0468260901	4008190159337	DEK 6,5 FS 901-950	K.22
0468260901	4008190159337	DEK 6,5 FS 901-950	K.20
0468260951	4008190095239	DEK 6,5 FS 951-999	K.22
0468260951	4008190095239	DEK 6,5 FS 951-999	K.20
0468560000	4008190131814	DEK 6 NEUTRAL	K.20
0468560000	4008190131814	DEK 6 NEUTRAL	K.9
0468591686	4008190120849	DEK 6 RT NEUTRAL	K.20
0468591687	4008190083083	DEK 6 GE NEUTRAL	K.20
0468591688	4008190163709	DEK 6 GN NEUTRAL	K.20
0468591689	4008190049584	DEK 6 VI NEUTRAL	K.20
0468591690	4008190111113	DEK 6 OR NEUTRAL	K.20
0468591691	4008190081454	DEK 6 GR NEUTRAL	K.20
0468591692	4008190015930	DEK 6 BR NEUTRAL	K.20
0468591693	4008190140243	DEK 6 BL NEUTRAL	K.20
0468591694	4008190001087	DEK 6 SW NEUTRAL	K.20
0468660001	4008190170257	DEK 6 FW 1-50	K.20
0468660051	4008190121549	DEK 6 FW 51-100	K.20
0468660101	4008190095970	DEK 6 FW 101-150	K.20
0468660151	4008190125677	DEK 6 FW 151-200	K.20
0468660201	4008190102883	DEK 6 FW 201-250	K.20
0468660251	4008190020767	DEK 6 FW 251-300	K.20
0468660301	4008190036331	DEK 6 FW 301-350	K.20
0468660351	4008190033668	DEK 6 FW 351-400	K.20
0468660401	4008190088965	DEK 6 FW 401-450	K.20
0468660451	4008190164478	DEK 6 FW 451-500	K.20
0468660501	4008190067700	DEK 6 FW 501-550	K.20
0468660551	4008190068103	DEK 6 FW 551-600	K.20
0468660601	4008190009830	DEK 6 FW 601-650	K.20
0468660651	4008190053338	DEK 6 FW 651-700	K.20
0468660701	4008190033330	DEK 6 FW 701-750	K.20
0468660751	4008190156589	DEK 6 FW 751-800	K.20
0468660801	4008190174767	DEK 6 FW 801-850	K.20
0468660851	4008190185985	DEK 6 FW 851-900	K.20
0468660901	4008190053505	DEK 6 FW 901-950	K.20
0468660951	4008190179069	DEK 6 FW 951-999	K.20
0468760001	4008190139216	DEK 6 FS 1-50	K.20
0468760051	4008190089467	DEK 6 FS 51-100	K.20
0468760101	4008190041083	DEK 6 FS 101-150	K.20
0468760151	4008190070717	DEK 6 FS 151-200	K.20
0468760201	4008190097288	DEK 6 FS 201-250	K.20
0468760251	4008190015220	DEK 6 FS 251-300	K.20
0468760301	4008190044206	DEK 6 FS 301-350	K.20
0468760351	4008190041342	DEK 6 FS 351-400	K.20
0468760401	4008190109745	DEK 6 FS 401-450	K.20
0468760451	4008190184865	DEK 6 FS 451-500	K.20
0468760501	4008190101800	DEK 6 FS 501-550	K.20
0468760551	4008190066277	DEK 6 FS 551-600	K.20
0468760601	4032248028016	DEK 6 FS 601-650	K.20
0468760651	4008190100612	DEK 6 FS 651-700	K.20
0468760701	4032248028023	DEK 6 FS 701-750	K.20
0468760751	4008190025977	DEK 6 FS 751-800	K.20
0468760801	4008190057749	DEK 6 FS 801-850	K.20
0468760851	4008190069117	DEK 6 FS 851-900	K.20
0468760901	4008190140281	DEK 6 FS 901-950	K.20
0468760951	4032248028030	DEK 6 FS 951-999	K.20
0469360000	4008190139056	SAKR TS SE 1.6	B.41

0470000000

0470300000	4008190023690	QL 2 SAK10	I.9
0470300000	4008190023690	QL 2 SAK10	I.10
0470400000	4008190143312	QL 3 SAK10	I.9
0470500000	4008190154103	QL 4 SAK10	I.9
0470600000	4008190127992	QL 10 SAK10	I.9
0470700000	4008190182618	QL 2 SAK16	I.9
0470800000	4008190011574	QL 3 SAK16	I.9
0470900000	4008190112257	QL 4 SAK16	I.9
0471000000	4008190150761	QL 10 SAK16	I.9
0471460000	4008190035891	DQS 2 1D PS2,3 AG	I.13
0471560000	4008190002909	DQS 2 PS2,3 AG M.BRUECK	I.13
0471660000	4008190051327	DQS 2 PS2.3 O.BATE	I.13
0471780000	4008190112820	NT 2.5/35 10X3 BL	A.30
0471880000	4008190083045	NT 10/35 10X3 BL	A.31
0473360000	4008190065720	DEK 5 NEUTRAL	K.9
0473360000	4008190065720	DEK 5 NEUTRAL	K.20
0473391686	4008190014025	DEK 5 RT NEUTRAL	K.20

Order No.	EAN No.	Type	Page
0473391687	4008190131586	DEK 5 GE NEUTRAL	K.20
0473391688	4008190057473	DEK 5 GN NEUTRAL	K.20
0473391689	4008190102494	DEK 5 VI NEUTRAL	K.20
0473391690	4008190159375	DEK 5 OR NEUTRAL	K.20
0473391691	4008190165079	DEK 5 GR NEUTRAL	K.20
0473391692	4008190100056	DEK 5 BR NEUTRAL	K.20
0473391693	4008190187415	DEK 5 BL NEUTRAL	K.20
0473391694	4008190085407	DEK 5 SW NEUTRAL	K.20
0473460001	4008190135157	DEK 5 FW 1-50	K.20
0473460051	4008190085667	DEK 5 FW 51-100	K.20
0473460101	4008190033323	DEK 5 FW 101-150	K.20
0473460151	4008190062958	DEK 5 FW 151-200	K.20
0473460201	4008190014520	DEK 5 FW 201-250	K.20
0473460251	4008190123529	DEK 5 FW 251-300	K.20
0473460301	4008190113094	DEK 5 FW 301-350	K.20
0473460351	4008190110444	DEK 5 FW 351-400	K.20
0473460401	4008190138899	DEK 5 FW 401-450	K.20
0473460451	4008190024413	DEK 5 FW 451-500	K.20
0473460501	4008190091668	DEK 5 FW 501-550	K.20
0473460551	4008190056100	DEK 5 FW 551-600	K.20
0473460601	4008190161750	DEK 5 FW 601-650	K.20
0473460651	4008190050542	DEK 5 FW 651-700	K.20
0473460701	4008190004743	DEK 5 FW 701-750	K.20
0473460751	4008190128012	DEK 5 FW 751-800	K.20
0473460801	4008190120610	DEK 5 FW 801-850	K.20
0473460851	4008190131784	DEK 5 FW 851-900	K.20
0473460901	4008190162511	DEK 5 FW 901-950	K.20
0473460951	4008190062408	DEK 5 FW 951-999	K.20
0473560001	4008190133412	DEK 5 FS 1-50	K.20
0473560051	4008190083809	DEK 5 FS 51-100	K.20
0473560101	4008190009632	DEK 5 FS 101-150	K.20
0473560151	4008190038922	DEK 5 FS 151-200	K.20
0473560201	4008190003272	DEK 5 FS 201-250	K.20
0473560251	4008190112073	DEK 5 FS 251-300	K.20
0473560301	4008190150938	DEK 5 FS 301-350	K.20
0473560351	4008190148041	DEK 5 FS 351-400	K.20
0473560401	4008190188504	DEK 5 FS 401-450	K.20
0473560451	4008190074982	DEK 5 FS 451-500	K.20
0473560501	4008190155605	DEK 5 FS 501-550	K.20
0473560551	4008190120498	DEK 5 FS 551-600	K.20
0473560601	4008190048143	DEK 5 FS 601-650	K.20
0473560651	4008190092559	DEK 5 FS 651-700	K.20
0473560701	4008190059217	DEK 5 FS 701-750	K.20
0473560751	4008190027384	DEK 5 FS 751-800	K.20
0473560801	4008190032715	DEK 5 FS 801-850	K.20
0473560851	4008190044220	DEK 5 FS 851-900	K.20
0473560901	4008190088873	DEK 5 FS 901-950	K.20
0473560951	4008190178475	DEK 5 FS 951-999	K.20
0474360000	4008190146177	EK 2.5N	B.12
0474460000	4008190042158	DK 4/32 LD ROT 24VDC A2	B.62
0474560000	4008190020880	ASK 1/EN	C.5
0475360000	4008190188047	ZB 4K GE/GN	H.5
0475380000	4008190010942	ZB 4K BL	H.5
0475460000	4008190065348	IK 4 GG ZB4	H.4
0475480000	4008190145668	IK 4 BL ZB4	H.4
0476260000	4008190158194	AP ADK1	I.6
0476520000	4008190134471	SAK 35/IK KRG	B.8
0476560000	4008190097400	SAK 35/IK	B.5
0478220000	4008190140625	AST 1 6.3/2.8 KRG	B.44
0478260000	4008190003043	AST 1 6.3/2.8	B.36
0478820000	4008190126339	SAK 2.5 TS SE 1.6/KRG	B.47
0479220000	4008190021795	AST 5 SF 6.3/2.8 KRG	B.45
0479260000	4008190084486	AST 5 SF 6.3/2.8	B.37
0479360000	4008190132941	AST 3/35 6.3	A.36
0479460000	4008190108625	AST 4/35 SF 6.3	A.37
0479520000	4008190104047	SAK 4 S 6.3 KRG	B.45
0479620000	4008190060992	SAK 4 SS 6.3/2.8 KRG	B.46
0479660000	4008190185527	SAK 4 SS 6.3/2.8	B.37
0479670000	4008190148782	SAK 4 SS 6.3/2.8 KRG/BL	B.46

0480000000

0482700000	4008190166021	QB 2 WI RA6 IS	E.3
0482700000	4008190166021	QB 2 WI RA6 IS	I.13
0482800000	4008190145217	QB 3 WI RA6 IS	I.13
0482800000	4008190145217	QB 3 WI RA6 IS	E.3
0482900000	4008190086169	QB 4 WI RA6 IS	I.13
0482900000	4008190086169	QB 4 WI RA6 IS	E.3
0483460000	4008190081614	AP TOP4SF-FF	I.6
0483460000	4008190081614	AP TOP4SF-FF	I.4
0484060000	4008190006891	DK 4/32 1D CSA A1	B.65
0484080000	4008190058975	DK 4/32 1D CSA A1	B.65
0485020000	4008190018429	SAK 2.5 TT SE 2.4/KRG	B.48
0485100000	4008190117429	SK.SCHLÜSSEL SW 4 D 911	J.24
0485200000	4008190043568	ADP 1/HP1 1M	I.16
0485300000	4008190051716	ADP 2/HP2 1M	I.16
0485400000	4008190023928	ADP 3/HP3 1M	I.16
0485560000	4008190071042	HP 1 ADP1	I.16
0485660000	4008190181697	HP 2 ADP2	I.16
0485760000	4008190030254	HP 3 ADP3	I.16
0485860000	4008190151096	HP 4 ADP3	I.16
0485920000	4008190010652	SAK 2.5 ST WA 1.6/KRG	B.47

0490000000

0490360000	4008190136079	DEK 6 SONDERDRUCK	K.9
0490560000	4008190450267	DEK 6,5 SONDERDRUCK	K.9
0490760000	4008190450250	DEK 5 SONDERDRUCK	K.9
0494820000	4008190039585	SAKT 1/QT2	B.31
0494920000	4008190007584	SH 2	I.12
0495060000	4008190103217	SAK 2.5/35 SL	A.41
0495160000	4008190160777	EWK 1 ALT	H.10
0495360000	4008190022648	DK 4/32 LD ROT 24VDC A1	B.62
0495660000	4008190048518	MOFU 35	H.11
0497520000	4008190521462	RSF 3	B.29
0497560000	4008190158590	RSF 3 PA	B.28
0498000000	4008190042493	TS 35X15/2.3 2M/ST/ZN	H.9
0498000000	4008190042493	TS 35X15/2.3 2M/ST/ZN	B.27
0499280000	4008190086077	NT 16/35 10X3 BL	A.31

0500000000

0501470000	4008190041052	NT 6/35 10X3 KRG/BL	A.30
0501520000	4008190047801	SAKS 1/35/G25	A.25
0501620000	4008190111229	SAKS 1/35/G20	A.24
0501820000	4008190090166	SAKS 4/35	A.26
0502120000	4008190142360	SAKS 5/35	A.27
0502610000	4008190332587	ZB 35K SW M6X16	H.5
0502660000	4008190052294	ZB 35K GE/GN M6X16	H.5
0502680000	4008190004385	ZB 35K BL M6X16	H.5
0502760000	4008190157678	IK 35/ZB35 GG	H.4
0502780000	4008190141455	IK 35/ZB35 BL	H.4
0502810000	4008190332563	ZB 16K SW	H.5
0502860000	4008190188795	ZB 16K GE/GN	H.5
0502880000	4008190014186	ZB 16K BL	H.5
0502960000	4008190113438	IK 16/ZB16 GG	H.4
0502980000	4008190159696	IK 16/ZB16 BL	H.4
0503500000	4008190182083	MB M3/M5 CRM	H.11
0509560000	4008190120580	DK 4/32 GL 330K 230VAC	B.64

0510000000

0510300000	4008190018368	G 25/0.50A/M WS	B.26
0510300000	4008190018368	G 25/0.50A/M WS	A.28
0514200000	4008190172428	TS 15X5 2M/ST/ZN	H.8
0514210000	4008190005047	TS 15X5 1M/ST/ZN	H.8
0514300000	4008190052263	TSK 35X15 2M PVC/GR	H.9
0514400000	4008190086152	TS 32X15/LL 2M/ST/ZN	H.8
0514410000	4008190175283	TS 32X15/LL 1M/ST/ZN	H.8
0514500000	4008190046019	TS 35X7.5/LL 2M/ST/ZN	H.9
0514510000	4008190116620	TS 35X7.5/LL 1M/ST/ZN	H.9
0514580000	4032248318957	TS 35X7.5/LL 2M/ST/ZN /WS/BL	H.9
0517960000	4008190001742	SCHT 7	K.15
0518160000	4008190002633	SAKR LS 2STB	B.42
0518200000	4008190122416	AD 4 SAK16	I.17
0518960001	4008190014261	DEK 6 FWZ 1-10	K.20
0518960011	4008190104948	DEK 6 FWZ 11-20	K.20
0518960021	4008190158132	DEK 6 FWZ 21-30	K.20
0518960031	4008190103156	DEK 6 FWZ 31-40	K.20
0518960041	4008190165000	DEK 6 FWZ 41-50	K.20
0518960051	4008190155476	DEK 6 FWZ 51-60	K.20
0518960061	4008190071943	DEK 6 FWZ 61-70	K.20
0518960071	4008190142919	DEK 6 FWZ 71-80	K.20
0518960081	4008190104412	DEK 6 FWZ 81-90	K.20
0518960091	4008190183097	DEK 6 FWZ 91-100	K.20
0518960101	4008190133535	DEK 6 FWZ 101-110	K.20
0518960111	4008190084912	DEK 6 FWZ 111-120	K.20
0518960121	4008190118723	DEK 6 FWZ 121-130	K.20
0518960131	4008190078621	DEK 6 FWZ 131-140	K.20
0518960141	4008190157517	DEK 6 FWZ 141-150	K.20
0518960151	4008190162672	DEK 6 FWZ 151-160	K.20
0518960161	4008190131432	DEK 6 FWZ 161-170	K.20
0518960171	4008190181123	DEK 6 FWZ 171-180	K.20
0518960181	4008190159467	DEK 6 FWZ 181-190	K.20
0518960191	4008190064105	DEK 6 FWZ 191-200	K.20
0518960201	4008190024994	DEK 6 FWZ 201-210	K.20
0519060001	4008190152550	DEK 6,5 FWZ 1-10	K.22
0519060001	4008190152550	DEK 6,5 FWZ 1-10	K.20
0519060011	4008190051747	DEK 6,5 FWZ 11-20	K.22
0519060011	4008190051747	DEK 6,5 FWZ 11-20	K.20
0519060021	4008190069797	DEK 6,5 FWZ 21-30	K.22
0519060021	4008190069797	DEK 6,5 FWZ 21-30	K.20
0519060031	4008190014957	DEK 6,5 FWZ 31-40	K.22
0519060031	4008190014957	DEK 6,5 FWZ 31-40	K.20
0519060041	4008190113278	DEK 6,5 FWZ 41-50	K.22
0519060041	4008190113278	DEK 6,5 FWZ 41-50	K.20
0519060051	4008190103026	DEK 6,5 FWZ 51-60	K.20
0519060051	4008190103026	DEK 6,5 FWZ 51-60	K.22
0519060061	4008190019730	DEK 6,5 FWZ 61-70	K.22
0519060061	4008190019730	DEK 6,5 FWZ 61-70	K.20
0519060071	4008190054236	DEK 6,5 FWZ 71-80	K.22
0519060071	4008190054236	DEK 6,5 FWZ 71-80	K.20
0519060081	4008190016371	DEK 6,5 FWZ 81-90	K.22
0519060081	4008190016371	DEK 6,5 FWZ 81-90	K.20
0519060091	4008190131425	DEK 6,5 FWZ 91-100	K.22
0519060091	4008190131425	DEK 6,5 FWZ 91-100	K.20

0520000000

0522361075	4008190138882	DEK 5 GW L1	K.20
0522361076	4008190149895	DEK 5 GW L2	K.20
0522361077	4008190088903	DEK 5 GW L3	K.20
0522660001	4008190122393	DEK 5 GW 1	K.20
0522660002	4008190119843	DEK 5 GW 2	K.20
0522660003	4008190116101	DEK 5 GW 3	K.20
0522660004	4008190040253	DEK 5 GW 4	K.20
0522660005	4008190119287	DEK 5 GW 5	K.20
0522660006	4008190160890	DEK 5 GW 6	K.20
0522660007	4008190011949	DEK 5 GW 7	K.20
0522660008	4008190171513	DEK 5 GW 8	K.20
0522660009	4008190105129	DEK 5 GW 9	K.20
0522660010	4008190162788	DEK 5 GW 10	K.20
0522660011	4008190022051	DEK 5 GW 11	K.20
0522660012	4008190034764	DEK 5 GW 12	K.20
0522660013	4008190047245	DEK 5 GW 13	K.20
0522660014	4008190177706	DEK 5 GW 14	K.20
0522660015	4008190081997	DEK 5 GW 15	K.20
0522660016	4008190175252	DEK 5 GW 16	K.20
0522660017	4008190006952	DEK 5 GW 17	K.20
0522660018	4008190181888	DEK 5 GW 18	K.20
0522660019	4008190131357	DEK 5 GW 19	K.20
0522660020	4008190164492	DEK 5 GW 20	K.20
0522660021	4008190039660	DEK 5 GW 21	K.20
0522660022	4008190104405	DEK 5 GW 22	K.20
0522660023	4008190097035	DEK 5 GW 23	K.20
0522660024	4008190052478	DEK 5 GW 24	K.20
0522660025	4008190008277	DEK 5 GW 25	K.20
0522660026	4008190081805	DEK 5 GW 26	K.20
0522660027	4008190119904	DEK 5 GW 27	K.20
0522660028	4008190120719	DEK 5 GW 28	K.20
0522660029	4008190120924	DEK 5 GW 29	K.20
0522660030	4008190094232	DEK 5 GW 30	K.20
0522660031	4008190020347	DEK 5 GW 31	K.20
0522660032	4008190064839	DEK 5 GW 32	K.20
0522660033	4008190073183	DEK 5 GW 33	K.20
0522660034	4008190044992	DEK 5 GW 34	K.20
0522660035	4008190016494	DEK 5 GW 35	K.20
0522660036	4008190106256	DEK 5 GW 36	K.20
0522660037	4008190159139	DEK 5 GW 37	K.20
0522660038	4008190021146	DEK 5 GW 38	K.20
0522660039	4008190001285	DEK 5 GW 39	K.20
0522660040	4008190175771	DEK 5 GW 40	K.20
0522660041	4008190082789	DEK 5 GW 41	K.20
0522660042	4008190143725	DEK 5 GW 42	K.20
0522660043	4008190166793	DEK 5 GW 43	K.20
0522660044	4008190000219	DEK 5 GW 44	K.20
0522660045	4008190142520	DEK 5 GW 45	K.20
0522660046	4008190056889	DEK 5 GW 46	K.20
0522660047	4008190161507	DEK 5 GW 47	K.20
0522660048	4008190003777	DEK 5 GW 48	K.20
0522660049	4008190189648	DEK 5 GW 49	K.20
0522660050	4008190150716	DEK 5 GW 50	K.20
0522660051	4008190072339	DEK 5 GW 51	K.20
0522660052	4008190149116	DEK 5 GW 52	K.20
0522660053	4008190033651	DEK 5 GW 53	K.20
0522660054	4008190037130	DEK 5 GW 54	K.20
0522660055	4008190004521	DEK 5 GW 55	K.20
0522660056	4008190161262	DEK 5 GW 56	K.20
0522660057	4008190055585	DEK 5 GW 57	K.20
0522660058	4008190104351	DEK 5 GW 58	K.20
0522660059	4008190116538	DEK 5 GW 59	K.20
0522660060	4008190051129	DEK 5 GW 60	K.20
0522660061	4008190179465	DEK 5 GW 61	K.20
0522660062	4008190117665	DEK 5 GW 62	K.20
0522660063	4008190172602	DEK 5 GW 63	K.20
0522660064	4008190001711	DEK 5 GW 64	K.20
0522660065	4008190174750	DEK 5 GW 65	K.20
0522660066	4008190157555	DEK 5 GW 66	K.20
0522660067	4008190067427	DEK 5 GW 67	K.20
0522660068	4008190131968	DEK 5 GW 68	K.20
0522660069	4008190004682	DEK 5 GW 69	K.20
0522660070	4008190070199	DEK 5 GW 70	K.20
0522660071	4008190024284	DEK 5 GW 71	K.20
0522660072	4008190167028	DEK 5 GW 72	K.20
0522660073	4008190048426	DEK 5 GW 73	K.20
0522660074	4008190083984	DEK 5 GW 74	K.20
0522660075	4008190118600	DEK 5 GW 75	K.20
0522660076	4008190080464	DEK 5 GW 76	K.20
0522660077	4008190006693	DEK 5 GW 77	K.20
0522660078	4008190122607	DEK 5 GW 78	K.20
0522660079	4008190165345	DEK 5 GW 79	K.20
0522660080	4008190016500	DEK 5 GW 80	K.20
0522660081	4008190021658	DEK 5 GW 81	K.20
0522660082	4008190145743	DEK 5 GW 82	K.20
0522660083	4008190042028	DEK 5 GW 83	K.20
0522660084	4008190128968	DEK 5 GW 84	K.20
0522660085	4008190143718	DEK 5 GW 85	K.20
0522660086	4008190121822	DEK 5 GW 86	K.20
0522660087	4008190098957	DEK 5 GW 87	K.20
0522660088	4008190004187	DEK 5 GW 88	K.20
0522660089	4008190063436	DEK 5 GW 89	K.20
0522660090	4008190079802	DEK 5 GW 90	K.20
0522660091	4008190101466	DEK 5 GW 91	K.20
0522660092	4008190049973	DEK 5 GW 92	K.20
0522660093	4008190153533	DEK 5 GW 93	K.20
0522660094	4008190065126	DEK 5 GW 94	K.20
0522660095	4008190095925	DEK 5 GW 95	K.20
0522660096	4008190089696	DEK 5 GW 96	K.20
0522660097	4008190082697	DEK 5 GW 97	K.20
0522660098	4008190003876	DEK 5 GW 98	K.20
0522660099	4008190078713	DEK 5 GW 99	K.20
0522660100	4008190014124	DEK 5 GW 100	K.20
0522660101	4008190011451	DEK 5 GW 101	K.20
0522660102	4008190162474	DEK 5 GW 102	K.20
0522660103	4008190123314	DEK 5 GW 103	K.20
0522660104	4008190010973	DEK 5 GW 104	K.20
0522660105	4008190052805	DEK 5 GW 105	K.20

Order No.	EAN No.	Type	Page
0522660106	4008190094799	DEK 5 GW 106	K.20
0522660107	4008190063658	DEK 5 GW 107	K.20
0522660108	4008190186661	DEK 5 GW 108	K.20
0522660109	4008190083953	DEK 5 GW 109	K.20
0522660110	4008190104825	DEK 5 GW 110	K.20
0522660111	4008190118082	DEK 5 GW 111	K.20
0522660112	4008190130022	DEK 5 GW 112	K.20
0522660113	4008190070120	DEK 5 GW 113	K.20
0522660114	4008190164263	DEK 5 GW 114	K.20
0522660115	4008190067694	DEK 5 GW 115	K.20
0522660116	4008190089498	DEK 5 GW 116	K.20
0522660117	4008190074517	DEK 5 GW 117	K.20
0522660118	4008190023423	DEK 5 GW 118	K.20
0522660119	4008190161620	DEK 5 GW 119	K.20
0522660120	4008190122720	DEK 5 GW 120	K.20
0522660121	4008190186135	DEK 5 GW 121	K.20
0522660122	4008190178680	DEK 5 GW 122	K.20
0522660123	4008190135669	DEK 5 GW 123	K.20
0522660124	4008190054977	DEK 5 GW 124	K.20
0522660125	4008190164140	DEK 5 GW 125	K.20
0522660126	4008190011475	DEK 5 GW 126	K.20
0522660127	4008190012335	DEK 5 GW 127	K.20
0522660128	4008190012519	DEK 5 GW 128	K.20
0522660129	4008190131333	DEK 5 GW 129	K.20
0522660130	4008190103033	DEK 5 GW 130	K.20
0522660131	4008190147815	DEK 5 GW 131	K.20
0522660132	4008190156077	DEK 5 GW 132	K.20
0522660133	4008190128111	DEK 5 GW 133	K.20
0522660134	4008190098940	DEK 5 GW 134	K.20
0522660135	4008190187705	DEK 5 GW 135	K.20
0522660136	4008190050771	DEK 5 GW 136	K.20
0522660137	4008190103873	DEK 5 GW 137	K.20
0522660138	4008190084066	DEK 5 GW 138	K.20
0522660139	4008190028053	DEK 5 GW 139	K.20
0522660140	4008190164966	DEK 5 GW 140	K.20
0522660141	4008190035082	DEK 5 GW 141	K.20
0522660142	4008190059361	DEK 5 GW 142	K.20
0522660143	4008190082796	DEK 5 GW 143	K.20
0522660144	4008190033880	DEK 5 GW 144	K.20
0522660145	4008190139957	DEK 5 GW 145	K.20
0522660146	4008190053567	DEK 5 GW 146	K.20
0522660147	4008190086572	DEK 5 GW 147	K.20
0522660148	4008190082406	DEK 5 GW 148	K.20
0522660149	4008190042134	DEK 5 GW 149	K.20
0522660150	4008190155353	DEK 5 GW 150	K.20
0522660151	4008190040840	DEK 5 GW 151	K.20
0522660152	4008190116897	DEK 5 GW 152	K.20
0522660153	4008190120443	DEK 5 GW 153	K.20
0522660154	4008190087456	DEK 5 GW 154	K.20
0522660155	4008190017941	DEK 5 GW 155	K.20
0522660156	4008190138653	DEK 5 GW 156	K.20
0522660157	4008190186012	DEK 5 GW 157	K.20
0522660158	4008190008291	DEK 5 GW 158	K.20
0522660159	4008190019457	DEK 5 GW 159	K.20
0522660160	4008190071868	DEK 5 GW 160	K.20
0522660161	4008190163846	DEK 5 GW 161	K.20
0522660162	4008190064938	DEK 5 GW 162	K.20
0522660163	4008190084448	DEK 5 GW 163	K.20
0522660164	4008190067182	DEK 5 GW 164	K.20
0522660165	4008190049133	DEK 5 GW 165	K.20
0522660166	4008190150471	DEK 5 GW 166	K.20
0522660167	4008190023959	DEK 5 GW 167	K.20
0522660168	4008190087548	DEK 5 GW 168	K.20
0522660169	4008190078256	DEK 5 GW 169	K.20
0522660170	4008190107048	DEK 5 GW 170	K.20
0522660171	4008190059729	DEK 5 GW 171	K.20
0522660172	4008190131371	DEK 5 GW 172	K.20
0522660173	4008190165895	DEK 5 GW 173	K.20
0522660174	4008190010423	DEK 5 GW 174	K.20
0522660175	4008190162849	DEK 5 GW 175	K.20
0522660176	4008190089269	DEK 5 GW 176	K.20
0522660177	4008190014308	DEK 5 GW 177	K.20
0522660178	4008190057718	DEK 5 GW 178	K.20
0522660179	4008190064969	DEK 5 GW 179	K.20
0522660180	4008190104313	DEK 5 GW 180	K.20
0522660181	4008190037086	DEK 5 GW 181	K.20
0522660182	4008190125196	DEK 5 GW 182	K.20
0522660183	4008190020897	DEK 5 GW 183	K.20
0522660184	4008190035044	DEK 5 GW 184	K.20
0522660185	4008190013493	DEK 5 GW 185	K.20
0522660186	4008190146061	DEK 5 GW 186	K.20
0522660187	4008190087036	DEK 5 GW 187	K.20
0522660188	4008190146559	DEK 5 GW 188	K.20
0522660189	4008190168711	DEK 5 GW 189	K.20
0522660190	4008190182939	DEK 5 GW 190	K.20
0522660191	4008190132910	DEK 5 GW 191	K.20
0522660192	4008190045258	DEK 5 GW 192	K.20
0522660193	4008190148034	DEK 5 GW 193	K.20
0522660194	4008190177553	DEK 5 GW 194	K.20
0522660195	4008190171650	DEK 5 GW 195	K.20
0522660196	4008190164799	DEK 5 GW 196	K.20
0522660197	4008190086671	DEK 5 GW 197	K.20
0522660198	4008190161446	DEK 5 GW 198	K.20
0522660199	4008190045500	DEK 5 GW 199	K.20
0522660200	4008190057329	DEK 5 GW 200	K.20
0522761021	4008190037185	DEK 5 GW A	K.20
0522761022	4008190079321	DEK 5 GW B	K.20
0522761023	4008190085278	DEK 5 GW C	K.20
0522761024	4008190090234	DEK 5 GW D	K.20
0522761025	4008190022891	DEK 5 GW E	K.20
0522761026	4008190110079	DEK 5 GW F	K.20
0522761027	4008190160104	DEK 5 GW G	K.20
0522761028	4008190019471	DEK 5 GW H	K.20
0522761029	4008190187019	DEK 5 GW I	K.20
0522761030	4008190042127	DEK 5 GW J	K.20
0522761031	4008190136727	DEK 5 GW K	K.20
0522761032	4008190003845	DEK 5 GW L	K.20
0522761033	4008190025267	DEK 5 GW M	K.20
0522761034	4008190045746	DEK 5 GW N	K.20
0522761035	4008190184360	DEK 5 GW O	K.20
0522761036	4008190097509	DEK 5 GW P	K.20
0522761037	4008190008697	DEK 5 GW Q	K.20
0522761038	4008190038359	DEK 5 GW R	K.20
0522761039	4008190031947	DEK 5 GW S	K.20
0522761040	4008190052140	DEK 5 GW T	K.20
0522761041	4008190162382	DEK 5 GW U	K.20
0522761042	4008190045647	DEK 5 GW V	K.20
0522761043	4008190118983	DEK 5 GW W	K.20
0522761044	4008190119966	DEK 5 GW X	K.20
0522761045	4008190083977	DEK 5 GW Y	K.20
0522761046	4008190047337	DEK 5 GW Z	K.20
0522861047	4008190017057	DEK 5 GW A KLEIN	K.20
0522861048	4008190098452	DEK 5 GW B KLEIN	K.20
0522861049	4008190107895	DEK 5 GW C KLEIN	K.20
0522861050	4008190103804	DEK 5 GW D KLEIN	K.20
0522861051	4008190038663	DEK 5 GW E KLEIN	K.20
0522861052	4008190128494	DEK 5 GW F KLEIN	K.20
0522861053	4008190180768	DEK 5 GW G KLEIN	K.20
0522861054	4008190042936	DEK 5 GW H KLEIN	K.20
0522861055	4008190023430	DEK 5 GW I KLEIN	K.20
0522861056	4008190157746	DEK 5 GW J KLEIN	K.20
0522861057	4008190100971	DEK 5 GW K KLEIN	K.20
0522861058	4008190162061	DEK 5 GW L KLEIN	K.20
0522861059	4008190186739	DEK 5 GW M KLEIN	K.20
0522861060	4008190158774	DEK 5 GW N KLEIN	K.20
0522861061	4008190110260	DEK 5 GW O KLEIN	K.20
0522861062	4008190024727	DEK 5 GW P KLEIN	K.20
0522861063	4008190129316	DEK 5 GW Q KLEIN	K.20
0522861064	4008190161378	DEK 5 GW R KLEIN	K.20
0522861065	4008190157654	DEK 5 GW S KLEIN	K.20
0522861066	4008190153083	DEK 5 GW T KLEIN	K.20
0522861067	4008190075880	DEK 5 GW U KLEIN	K.20
0522861068	4008190153687	DEK 5 GW V KLEIN	K.20
0522861069	4008190039417	DEK 5 GW W KLEIN	K.20
0522861070	4008190141615	DEK 5 GW X KLEIN	K.20
0522861071	4008190108496	DEK 5 GW Y KLEIN	K.20
0522861072	4008190074265	DEK 5 GW Z KLEIN	K.20
0523060001	4008190021726	DEK 5 FWZ 1-10	K.20
0523060011	4008190112219	DEK 5 FWZ 11-20	K.20
0523060021	4008190129897	DEK 5 FWZ 21-30	K.20
0523060031	4008190074678	DEK 5 FWZ 31-40	K.20
0523060041	4008190172480	DEK 5 FWZ 41-50	K.20
0523060051	4008190162436	DEK 5 FWZ 51-60	K.20
0523060061	4008190079482	DEK 5 FWZ 61-70	K.20
0523060071	4008190114589	DEK 5 FWZ 71-80	K.20
0523060081	4008190075873	DEK 5 FWZ 81-90	K.20
0523060091	4008190000653	DEK 5 FWZ 91-100	K.20
0523760000	4008190030551	DK 4/32 2D CSA A2	B.67
0525500000	4008190141554	GZ 1.0A/F	A.28
0525500000	4008190141554	GZ 1.0A/F	B.26
0525910000	4008190977054	ZBE 6K SW	H.5
0525960000	4008190145026	ZBE 6K GE/GN	H.5
0525980000	4008190060886	ZBE 6K BL	H.5
0526060000	4008190128647	IK 6 GG ZBE6K	H.4
0526080000	4008190032425	IK 6 BL ZBE6K	H.4
0526400000	4008190099923	QB 75/6.2/9/WI	I.13
0526700000	4008190093723	ISPF QB75 SW	I.13
0526760000	4008190157821	ISPF QB75 RT	I.13
0526780000	4008190093105	ISPF QB75 BL	I.13
0526960001	4008190128234	DEK 6 GW 1	K.20
0526960002	4008190160708	DEK 6 GW 2	K.20
0526960003	4008190122119	DEK 6 GW 3	K.20
0526960004	4008190045968	DEK 6 GW 4	K.20
0526960005	4008190125202	DEK 6 GW 5	K.20
0526960006	4008190012069	DEK 6 GW 6	K.20
0526960007	4008190017910	DEK 6 GW 7	K.20
0526960008	4008190177096	DEK 6 GW 8	K.20
0526960009	4008190110833	DEK 6 GW 9	K.20
0526960010	4008190168421	DEK 6 GW 10	K.20
0526960011	4008190063337	DEK 6 GW 11	K.20
0526960012	4008190076313	DEK 6 GW 12	K.20
0526960013	4008190053048	DEK 6 GW 13	K.20
0526960014	4008190183448	DEK 6 GW 14	K.20
0526960015	4008190124144	DEK 6 GW 15	K.20
0526960016	4008190181017	DEK 6 GW 16	K.20
0526960017	4008190012595	DEK 6 GW 17	K.20
0526960018	4008190187651	DEK 6 GW 18	K.20
0526960019	4008190172336	DEK 6 GW 19	K.20
0526960020	4008190170394	DEK 6 GW 20	K.20
0526960021	4008190081096	DEK 6 GW 21	K.20
0526960022	4008190110482	DEK 6 GW 22	K.20
0526960023	4008190102869	DEK 6 GW 23	K.20
0526960024	4008190094621	DEK 6 GW 24	K.20
0526960025	4008190014049	DEK 6 GW 25	K.20
0526960026	4008190088071	DEK 6 GW 26	K.20
0526960027	4008190125745	DEK 6 GW 27	K.20
0526960028	4008190161668	DEK 6 GW 28	K.20
0526960029	4008190126896	DEK 6 GW 29	K.20
0526960030	4008190135799	DEK 6 GW 30	K.20
0526960031	4008190026141	DEK 6 GW 31	K.20
0526960032	4008190070700	DEK 6 GW 32	K.20
0526960033	4008190078751	DEK 6 GW 33	K.20
0526960034	4008190086985	DEK 6 GW 34	K.20
0526960035	4008190022198	DEK 6 GW 35	K.20
0526960036	4008190111816	DEK 6 GW 36	K.20
0526960037	4008190010249	DEK 6 GW 37	K.20
0526960038	4008190026974	DEK 6 GW 38	K.20
0526960039	4008190007362	DEK 6 GW 39	K.20
0526960040	4008190181659	DEK 6 GW 40	K.20
0526960041	4008190088897	DEK 6 GW 41	K.20
0526960042	4008190149444	DEK 6 GW 42	K.20
0526960043	4008190018498	DEK 6 GW 43	K.20
0526960044	4008190006235	DEK 6 GW 44	K.20
0526960045	4008190148287	DEK 6 GW 45	K.20
0526960046	4008190098704	DEK 6 GW 46	K.20
0526960047	4008190166847	DEK 6 GW 47	K.20
0526960048	4008190009809	DEK 6 GW 48	K.20
0526960049	4008190005863	DEK 6 GW 49	K.20
0526960050	4008190156367	DEK 6 GW 50	K.20
0526960051	4008190078027	DEK 6 GW 51	K.20
0526960052	4008190189525	DEK 6 GW 52	K.20
0526960053	4008190039769	DEK 6 GW 53	K.20
0526960054	4008190043193	DEK 6 GW 54	K.20
0526960055	4008190045920	DEK 6 GW 55	K.20
0526960056	4008190166601	DEK 6 GW 56	K.20
0526960057	4008190061593	DEK 6 GW 57	K.20
0526960058	4008190110420	DEK 6 GW 58	K.20
0526960059	4008190157760	DEK 6 GW 59	K.20
0526960060	4008190057145	DEK 6 GW 60	K.20
0526960061	4008190030926	DEK 6 GW 61	K.20
0526960062	4008190123628	DEK 6 GW 62	K.20
0526960063	4008190178314	DEK 6 GW 63	K.20
0526960064	4008190007812	DEK 6 GW 64	K.20
0526960065	4008190026363	DEK 6 GW 65	K.20
0526960066	4008190163006	DEK 6 GW 66	K.20
0526960067	4008190073411	DEK 6 GW 67	K.20
0526960068	4008190172794	DEK 6 GW 68	K.20
0526960069	4008190010669	DEK 6 GW 69	K.20
0526960070	4008190075958	DEK 6 GW 70	K.20
0526960071	4008190065621	DEK 6 GW 71	K.20
0526960072	4008190173098	DEK 6 GW 72	K.20
0526960073	4008190054373	DEK 6 GW 73	K.20
0526960074	4008190125882	DEK 6 GW 74	K.20
0526960075	4008190124571	DEK 6 GW 75	K.20
0526960076	4008190086817	DEK 6 GW 76	K.20
0526960077	4008190047719	DEK 6 GW 77	K.20
0526960078	4008190128388	DEK 6 GW 78	K.20
0526960079	4008190171391	DEK 6 GW 79	K.20
0526960080	4008190057671	DEK 6 GW 80	K.20
0526960081	4008190027544	DEK 6 GW 81	K.20
0526960082	4008190151584	DEK 6 GW 82	K.20
0526960083	4008190083670	DEK 6 GW 83	K.20
0526960084	4008190134877	DEK 6 GW 84	K.20
0526960085	4008190149437	DEK 6 GW 85	K.20
0526960086	4008190162689	DEK 6 GW 86	K.20
0526960087	4008190104955	DEK 6 GW 87	K.20
0526960088	4008190010195	DEK 6 GW 88	K.20
0526960089	4008190105501	DEK 6 GW 89	K.20
0526960090	4008190121884	DEK 6 GW 90	K.20
0526960091	4008190107277	DEK 6 GW 91	K.20
0526960092	4008190055950	DEK 6 GW 92	K.20
0526960093	4008190004262	DEK 6 GW 93	K.20
0526960094	4008190070953	DEK 6 GW 94	K.20
0526960095	4008190101732	DEK 6 GW 95	K.20
0526960096	4008190131081	DEK 6 GW 96	K.20
0526960097	4008190088781	DEK 6 GW 97	K.20
0526960098	4008190009847	DEK 6 GW 98	K.20
0526960099	4008190120900	DEK 6 GW 99	K.20
0526960100	4008190059194	DEK 6 GW 100	K.20
0526960200	4032248028627	DEK 6 GW 200	K.20
0527660000	4008190082130	DK 4/35	A.12
0527680000	4008190103682	DK 4/35 BL	A.12
0527760000	4008190157777	DK 4 ST SE 2.4	B.40

0530000000

0531760000	4008190130787	SSP 3 SAKT1	I.20
0531820000	4008190129088	SAKS 6/GZ 500AC	B.27
0532960000	4008190093358	AP DSK1.5	I.6
0533500000	4008190183905	H6/20 SCHWARZ	J.9
0533800000	4008190089368	GZ 0.5A/F	A.28
0533800000	4008190089368	GZ 0.5A/F	B.26
0534200000	4008190033460	H10/22 ELFENBEIN	J.9
0535200000	4008190179168	QB 75/6.2/15	I.13
0535300000	4008190002503	EK 95/35/1ZB BK	A.16
0535860000	4008190111915	TA 1	I.14
0536560000	4008190111069	DK 4 SW 1X1	B.39
0537261187	4008190048266	DEK 5 GW PE	K.20
0537261188	4008190121532	DEK 5 GW PEN	K.20
0537261191		DEK 5 GW SL	K.20
0537261235	4008190177775	DEK 5 GW MP	K.20
0538860000	4008190087708	DK 4/35 1D A2	A.54
0538880000	4008190125684	DK 4/35 1D A2	A.54
0538960000	4008190032128	DK 4/35 1D A1	A.53
0538980000	4008190101985	DK 4/35 1D A1	A.53

Order No.	EAN No.	Type	Page

0540000000

0544120000	4008190162023	SAK 2.5 LS KRG	B.49
0544160000	4008190160715	SAK 2.5 LS	B.41
0544660000	4008190182724	DK 4/32 1D CSA GET.SCH.	B.65
0545060000	4008190025878	SAKR ST SE 2.4	B.41
0545300000	4008190125080	QB 58/8/9/WI	I.13
0545400000	4008190028794	QB 58/8/15	I.13
0546000000	4008190116705	ISPF QB58 SW	I.13
0546040000	4008190497941	ISPF QB58 RT	I.13
0546080000	4008190927035	ISPF QB58 BL	I.13
0546900000	4008190097370	G 25/0.25A/M GE	B.26
0546900000	4008190097370	G 25/0.25A/M GE	A.28

0550000000

0550200000	4008190141844	GL 110 AC/ZG203 SAKS6	B.27
0550300000	4008190038298	GL 220V AC/ZG233 SAKS6	B.27
0550420000	4008190140373	SAKT 1/DU2	B.31
0550520000	4008190077389	SAK 95 KRG	B.9
0550620000	4008190168674	SAK 35N KRG	B.9
0550660000	4008190165925	SAK 35N	B.5
0550920000	4008190160845	AP SAK95 KRG	I.6
0550920000	4008190160845	AP SAK95 KRG	I.4
0550970000	4008190087968	AP SAK95 KRG/BL	I.6
0551100000	4008190052669	VH 35/11/5.5 SAK95	I.9
0551200000	4008190038526	QL 2 SAKG28	I.9
0553400000	4008190122263	MB M5/M3 SW	H.11
0555760000	4008190143749	SAK 35N/IK	B.5
0556660000	4008190123086	SH 3	H.3
0556700000	4008190188412	ZB 4/6	H.4
0556800000	4008190007751	ZB 16/6	H.4
0558360000	4008190075217	DEK 5 FWZ U,V,W,N,PE	K.20

0560000000

0564900000	4008190099282	QL 2 SAK35N	I.9
0565000000	4008190076597	QL 3 SAK35N	I.9
0565100000	4008190162139	QL 4 SAK35N	I.9
0565200000	4008190174286	QL 10 SAK35N	I.9
0565380000	4008190093440	IK 4/6 BL ZB4/6	H.4
0565460000	4008190032609	ZB 4/6K GE/GN	H.5
0565480000	4008190086831	ZB 4/6K BL	H.5
0565560000	4008190112448	IK 16/6 GG ZB16	H.4
0565580000	4008190161774	IK 16/6 BL ZB16/6	H.4
0565600000	4008190187071	H1,5/24 ROT	J.9
0565700000	4008190026837	H6/26 SCHWARZ	J.9
0565800000	4008190138646	H10/28 ELFENBEIN	J.9
0565900000	4008190022181	H16/24 GRÜN	J.9
0566000000	4008190165406	H16/28 GRÜN	J.9
0566700000	4008190000127	BEZ.-KARTE ADP	I.16
0567260000	4008190149161	SAK 2.5/35 LL	A.41
0567300000	4008190052423	PZ 3	J.8
0569560000	4008190164034	DK 4/32 GL 100K 115VAC	B.64
0569660000	4008190043681	ZB 16/6K GE/GN	H.5
0569680000	4008190024369	ZB 16/6K BL	H.5

0570000000

0571200000	4008190174200	SSCH 6X6X1000 MS/BK	H.2
0571300000	4008190015039	SSCH 6X6X1000 CU/SN	H.2
0572680000	4008190128395	SAKR SL 2STB BL	B.42
0573120000	4008190076139	SAKS 7/G20	B.27
0576120000	4008190021498	SAKS 7/G25	B.27
0576260000	4008190163297	DEK 5 GW	K.20
0576261198	4008190429072	DEK 5 GW +	K.20
0576261199	4008190429058	DEK 5 GW -	K.20
0576261202	4008190040352	DEK 5 GW ERDE	K.20
0576261203	4008190167097	DEK 5 GW ERDE I.KR.	K.20
0576261215	4008190010003	DEK 5 GW W-STROM	K.20
0576291737	4008190118228	DEK 5 GW RT/SW +	K.20
0576291741	4008190081393	DEK 5 GW BL/SW -	K.20
0576700000	4008190119881	AD 4 SAK35N	I.17

0580000000

0582360002	4008190125363	DEK 5 FSZ 2,4,6...16	K.20
0582360018	4008190187422	DEK 5 FSZ 18,20,...32	K.20
0582460000	4008190090692	SAK 35/35/IK	A.5
0582560000		AP TOP2.5T-AST6T	I.4

0590000000

0590060000	4008190147228	DK 4Q/32	B.10
0590080000	4008190100407	DK 4Q/32 BL	B.10
0590160000	4008190103521	DK 4Q/35	A.12
0590180000	4008190088361	DK 4Q/35 BL	A.12
0590260000	4008190022419	DK 4QV/32	B.11
0590280000	4008190038762	DK 4QV/32 BL	B.11

0600000000

0607000000	4008190002732	TW SAKS2 HP/DBR/2	A.34
0607000000	4008190002732	TW SAKS2 HP/DBR/2	B.34
0608220000	4008190126278	SAK 35N/35 KRG	A.9
0608260000	4008190157470	SAK 35N/35	A.5
0608320000	4008190184940	SAK 35N/35/IK KRG	A.9
0608360000	4008190090197	SAK 35N/35/IK	A.5
0608370000	4008190104436	SAK 35N/35/IK KRG/BL	A.9

0620000000

0620120000	4008190129330	MK 6/6	F.3
0620220000	4008190026905	MK 6/4	F.3
0620320000	4008190077440	MK 6/3	F.3
0620420000	4008190020569	MK 6/2	F.3
0623320000	4008190524692	RSF 2	B.29
0624720000	4008190158583	BK 2 CRN	F.5
0624920000	4008190157739	BK 3 CRN	F.5
0625120000	4008190013875	BK 4 CRN	F.5
0625220000	4008190026417	BK 6 CRN	F.5
0625320000	4008190156541	BK 12 CRN	F.5

0630000000

0630200000	4008190024246	KISC M5X50/26 SAK95	I.9
0630360000	4008190093716	SAK 4 S/35 6.3/2.8	A.37
0630460000	4008190098599	SAK 4 SS/35 6.3/2.8	A.38
0631160000	4008190066840	DK 4S SF 4X2.8	B.38
0631260000	4008190007355	DK 4S SF 6.3/2.8	B.38
0631300000	4008190965013	AP DK4Q DB	I.6
0631360000	4008190101329	AP DK4S	I.6
0631380000	4008190109820	AP DK4S BL	I.6
0631860000	4008190167417	DEK 6 FWZ R,S,T,N,ERDE	K.20
0631961187	4008190154561	DEK 6 FWZ L1-PE	K.20
0631961203	4008190037208	DEK 6 FWZ L1-ERDE I.KRE	K.20
0632060000	4008190060329	DEK 6,5 FWZ R,S,T,N,ERD	K.20
0632060000	4008190060329	DEK 6,5 FWZ R,S,T,N,ERD	K.22
0632161187	4008190118365	DEK 6,5 FW L1-PE	K.22
0632161187	4008190118365	DEK 6,5 FW L1-PE	K.20
0632161203	4008190087227	DEK 6,5 FW L1-ERDE I.KR	K.22
0632161203	4008190087227	DEK 6,5 FW L1-ERDE I.KR	K.20
0632560000	4008190000684	DEK 6 FW L,N,PE	K.20
0632860000	4008190146719	DK 4/32 LD 1D 48VAC CSA	B.63
0634100000	4008190083199	AD 250	I.18
0634300000	4008190022426	HP EK132/2 AD250	I.18
0635060000	4008190012168	AP DKIT4	I.6
0635100000	4008190141745	H1,5/16 ROT	J.9
0635960000	4008190007140	KLBUE SH1	H.3
0636620000	4008190157876	SAKG 70/35 II/GW	A.44
0636800000	4008190152949	FM 5/TS35	H.11
0636900000	4008190174019	FM 6/TS35	H.11
0637120000	4008190111496	SAKG 32/35 I	A.42
0637220000	4008190083366	SAKG 32/35 III	A.44
0637320000	4008190018276	SAKG 32/35 II	A.43
0637420000	4008190070564	SAKG 32/35 II/GW	A.43
0637520000	4008190014872	SAKG 40/35 I	A.45
0637620000	4008190112189	SAKG 40/35 III	A.46
0637720000	4008190101367	SAKG 40/35 II	A.45
0637820000	4008190052409	SAKG 40/35 II/GW	A.45
0637920000	4008190122645	SAKG 46/35 II	A.46
0638020000	4008190008161	SAKG 46/35 II/GW	A.47
0638120000	4008190068646	SAKG 54/35 II	A.47
0638220000	4008190092443	SAKG 54/35 II/GW	A.47

0640000000

0641720000	4008190166304	SH 2 S	H.3
0642600000	4008190058258	FKSC M6X8 D9/SW3	H.11
0642760000	4008190043209	DK 4/32 2D CSA GET.SCH.	B.66
0646260000	4008190178574	MOFU 35/LO/1	H.11
0646400000	4008190060794	G 25/0.80A/M GR	A.28
0646400000	4008190060794	G 25/0.80A/M GR	B.26
0646560000	4008190144043	DK 4/32 LD GR 24VDC A2	B.62

0660000000

0661060000	4008190135287	EK 2.5/35	A.14
0661160000	4008190038823	EK 4/35	A.14
0661260000	4008190096588	EK 6/35	A.15
0661360000	4008190080594	EK 10/35	A.15
0661460000	4008190147600	EK 35/35	A.16
0662220000	4008190140991	SAK 95/35 KRG	A.10
0663160000	4008190022365	DK 4/35 GL 330K 230VAC	A.52
0663960000	4008190147853	DK 4/32 2D A1	B.67
0664860000	4008190103279	AST 1/35 6.3	A.36
0664960000	4008190043322	AST 5/35 SF 6.3/2.8	A.37
0667520000	4008190093976	SAKS 3/35 GZ/6.3X32	A.25

0680000000

0685260000	4008190175986	DK 4/32 1D 1K5	B.67
0686360000	4008190028992	DK 4/32 LD GR 24VDC CSA	B.62
0686560000	4008190137458	DK 4S/35 SF 4X2.8	A.40
0686660000	4008190100254	DK 4S/35 SF 6.3/2.8	A.39
0687020000	4008190113544	SAK 2.5 ST WA 2.4	B.48
0687360000	4008190059743	DKT 4	B.17
0687460000	4008190148690	DKT 4/35	A.19
0687560000	4008190009465	AP DKT4 PA	I.6
0687900000	4008190086459	FM 4/TS35	G.10
0687900000	4008190086459	FM 4/TS35	H.11
0688660000	4008190148461	DEK 6 FW 1-5 (10X)	K.20

0690000000

0690700000	4008190015770	H0,5/14 ORANGE	J.9
0692160000	4008190151805	DK 4/32 RC 220R/220NF	B.70
0697160000	4008190121716	AKZ 2.5	E.2
0697180000	4008190167448	AKZ 2.5 BL	E.2
0697260000	4008190128821	AP AKZ2.5K	I.6
0697360000	4008190098865	AP AKZ2.5	E.2
0697360000	4008190098865	AP AKZ2.5	I.6
0697380000	4008190018269	AP AKZ2.5 BL	E.2
0697380000	4008190018269	AP AKZ2.5 BL	I.6
0699660000	4008190041861	AST 1/35 6.3/2.8	A.36
0699760000	4008190133757	AST 5/35 6.3	A.37

1050000000

1050760000	4008190072865	WGB 5 ABDG.M.GRUPPENBEZ	K.16
1050960000	4008190076986	WGB 8 ABDG.M.GRUPPENBEZ	K.16
1053460000	4008190102586	WAD 5 MIT BLITZZEICHEN	K.16
1053560000	4008190085537	WAD 8 MIT BLITZZEICHEN	K.16
1055960000	4008190154080	WAD 12 M. BLITZZEICHEN	K.16
1056060000	4008190048099	WAD 5 NEUTRAL	K.16
1056160000	4008190024888	WAD 8 NEUTRAL	K.16
1056260000	4008190083205	WAD 12 NEUTRAL	K.16
1058800000	4008190140175	WTW EN	A.34
1058800000	4008190140175	WTW EN	B.34
1059000000	4008190172282	WEW 35/1	H.3
1059000000	4008190172282	WEW 35/1	H.10

1060000000

1061200000	4008190030230	WEW-35/2	H.3
1061200000	4008190030230	WEW-35/2	H.10
1062860000	4008190127732	WAD 27 M. BLITZZEICHEN	K.16
1062960000	4008190148225	WAD 27 NEUTRAL	K.16
1067600000	4008190099657	WEW 32/1	H.10
1068700000	4008190118389	WSH 1	G.6

1070000000

1071900000	4008190462949	EW 15/2	H.10
1079900000	4008190379254	WSH 4 MT	G.9

1080000000

1080100000	4008190965143	WSH 5	G.6
1080200000	4008190965150	WSH 6	G.6
1082400000	4008190989057	BFEH 1/WSH	G.7
1083100000	4008190053246	WSH 18 MT	G.7
1083200000	4008190059538	WSH 19 MT	G.7
1083900000	4008190065515	SMSE WSH U1	G.7

1100000000

1104700000	4008190175092	SAKH 10 CUN/EP/SW	D.7

1110000000

1111160000	4008190151515	DK 4/35 GL 1D I1,0A	A.52
1111220000	4008190138684	SAKS 1/32 G20 LD 24VAC	B.22
1111220000	4008190138684	SAKS 1/32 G20 LD 24VAC	B.27
1111320000	4008190175436	SAKS 1/35 G20 LD 24VAC	A.24
1111320000	4008190175436	SAKS 1/35 G20 LD 24VAC	B.27
1111460000	4008190036942	DK 4/32 LD 1D 230VAC	B.63

1160000000

1164760000	4008190161934	DK 4/32 2LD I20MA	B.64

1260000000

1261300000	4008190180201	ZB 10 F.10X3/10X5/10X10	H.4
1269060000	4008190051396	SCHT 14/6	K.16

1270000000

1272420000	4008190168483	SAKT 4/35/LT O.STB	A.33
1272520000	4008190061838	SAKT 4/35/LT STB2.0	A.33
1276300000	4008190026080	FZS 2/4 RT/80 SAKT4	I.14
1276960001	4008190100575	DEK 8 FWZ 1-10	K.22
1276960001	4008190100575	DEK 8 FWZ 1-10	K.20
1276960011	4008190000226	DEK 8 FWZ 11-20	K.22
1276960011	4008190000226	DEK 8 FWZ 11-20	K.20
1276960021	4008190018139	DEK 8 FWZ 21-30	K.22
1276960021	4008190018139	DEK 8 FWZ 21-30	K.20
1276960031	4008190153625	DEK 8 FWZ 31-40	K.20
1276960031	4008190153625	DEK 8 FWZ 31-40	K.22
1276960041	4008190061067	DEK 8 FWZ 41-50	K.22
1276960041	4008190061067	DEK 8 FWZ 41-50	K.20
1276960051	4008190050535	DEK 8 FWZ 51-60	K.20
1276960051	4008190050535	DEK 8 FWZ 51-60	K.22
1276960061	4008190158422	DEK 8 FWZ 61-70	K.22
1276960061	4008190158422	DEK 8 FWZ 61-70	K.20
1276960071	4008190002343	DEK 8 FWZ 71-80	K.20
1276960071	4008190002343	DEK 8 FWZ 71-80	K.22

Order No.	EAN No.	Type	Page
1276960081	4008190155001	DEK 8 FWZ 81-90	K.20
1276960081	4008190155001	DEK 8 FWZ 81-90	K.22
1276960091	4008190079062	DEK 8 FWZ 91-100	K.20
1276960091	4008190079062	DEK 8 FWZ 91-100	K.22
1276960101	4032248028085	DEK 8 FWZ 101-110	K.22
1276960101	4032248028085	DEK 8 FWZ 101-110	K.20
1276960111	4008190135577	DEK 8 FWZ 111-120	K.20
1276960111	4008190135577	DEK 8 FWZ 111-120	K.22
1276960121	4008190168339	DEK 8 FWZ 121-130	K.20
1276960121	4008190168339	DEK 8 FWZ 121-130	K.22
1276960131	4008190164713	DEK 8 FWZ 131-140	K.22
1276960131	4008190164713	DEK 8 FWZ 131-140	K.20
1276960141	4032248028092	DEK 8 FWZ 141-150	K.20
1276960141	4032248028092	DEK 8 FWZ 141-150	K.22
1277060000	4008190088705	DEK 8 NEUTRAL	K.22
1277060000	4008190088705	DEK 8 NEUTRAL	K.20
1277060000	4008190088705	DEK 8 NEUTRAL	K.9
1277091686	4032248048045	DEK 8 RT NEUTRAL	K.20
1277091686	4032248048045	DEK 8 RT NEUTRAL	K.22
1277091687	4008190944537	DEK 8 GE NEUTRAL	K.22
1277091687	4008190944537	DEK 8 GE NEUTRAL	K.20
1277091688	4008190944544	DEK 8 GN NEUTRAL	K.20
1277091688	4008190944544	DEK 8 GN NEUTRAL	K.22
1277091689	4008190944551	DEK 8 VI NEUTRAL	K.22
1277091689	4008190944551	DEK 8 VI NEUTRAL	K.20
1277091690	4008190944568	DEK 8 OR NEUTRAL	K.22
1277091690	4008190944568	DEK 8 OR NEUTRAL	K.20
1278460000	4008190086930	SCHT 9/4	K.16

1280000000

1284060000	4008190017347	DK 4Q/35/TC TYP J	A.34
1284160000	4008190033569	DK 4Q/35/TC TYP K	A.34
1285660000	4008190086060	DK 4Q/35/TC TYP T	A.34
1286600000	4008190144777	TST 2/M5	H.11
1287700000	4008190132392	BST 2 BEZEICHNUNGSSTR.	I.17
1287860000	4008190040208	TBS 2	I.17
1287920000	4008190006372	SAKG 46 I/AL	B.59
1289660001	4008190124656	DEK 8 FSZ 1-10	K.22
1289660001	4008190124656	DEK 8 FSZ 1-10	K.20
1289660011	4008190024345	DEK 8 FSZ 11-20	K.20
1289660011	4008190024345	DEK 8 FSZ 11-20	K.22
1289660021	4008190041700	DEK 8 FSZ 21-30	K.20
1289660021	4008190041700	DEK 8 FSZ 21-30	K.22
1289660031	4008190022457	DEK 8 FSZ 31-40	K.22
1289660031	4008190022457	DEK 8 FSZ 31-40	K.20
1289660041	4008190085070	DEK 8 FSZ 41-50	K.22
1289660041	4008190085070	DEK 8 FSZ 41-50	K.20
1289660051	4008190074685	DEK 8 FSZ 51-60	K.22
1289660051	4008190074685	DEK 8 FSZ 51-60	K.20
1289660061	4008190181598	DEK 8 FSZ 61-70	K.20
1289660061	4008190181598	DEK 8 FSZ 61-70	K.22
1289660071	4008190026424	DEK 8 FSZ 71-80	K.22
1289660071	4008190026424	DEK 8 FSZ 71-80	K.20
1289660081	4008190023935	DEK 8 FSZ 81-90	K.22
1289660081	4008190023935	DEK 8 FSZ 81-90	K.20
1289660091	4008190103576	DEK 8 FSZ 91-100	K.20
1289660091	4008190103576	DEK 8 FSZ 91-100	K.22
1289690000	4008190144159	DEK 8 BEDR./FARBIG	K.20
1289690000	4008190144159	DEK 8 BEDR./FARBIG	K.22

1300000000

1303360000	4008190084950	AKE 2.5	E.4
1304860000	4008190030896	DKT 4V 2STB	B.17
1304960000	4008190185503	DKT 4V/35 2STB	A.19

1310000000

1312500000	4008190039837	Q 2 DLI	I.11
1312600000	4008190024604	Q 3 DLI	I.11
1312700000	4008190162122	Q 4 DLI	I.11
1313100000	4008190167622	Q 10 DLI	I.11
1313260000	4008190055028	AP DLI2.5	I.6
1317660000	4008190180508	AP DLD2.5	I.6
1317680000	4008190400545	AP DLD2.5 BL	I.6
1318061187	4008190200411	DEK 6 GW PE	K.20
1318061198	4008190159979	DEK 6 GW +	K.20
1318061199	4008190856571	DEK 6 GW -	K.20
1318061202	4008190127749	DEK 6 GW ERDE	K.20
1318061203	4008190028572	DEK 6 GW ERDE I.KR.	K.20
1318061215		DEK 6 GW W-STROM	K.20
1318091737	4008190096069	DEK 6 GW RT/SW +	K.20
1318091741	4008190023911	DEK 6 GW BL/SW -	K.20
1319360000	4008190008987	SSP 4 SAKT4	I.20

1320000000

1326660000	4008190085773	DEK 8 SONDERDR.WEIß	K.20
1326660000	4008190085773	DEK 8 SONDERDR.WEIß	K.22
1326660000	4008190085773	DEK 8 SONDERDR.WEIß	K.9
1326690000	4008190004217	DEK 8 SONDERDR.FARBIG	K.20
1326690000	4008190004217	DEK 8 SONDERDR.FARBIG	K.22

Order No.	EAN No.	Type	Page

1330000000

1333100000	4008190160364	H2,5/14S BLAU	J.12
1333200000	4008190188016	AP TW/SS.../35	I.6
1338060000	4008190167141	DK 4Q/TC TYP J	B.34
1338160000	4008190097769	DK 4Q/TC TYP T	B.34
1338260000	4008190109561	DK 4Q/TC TYP K	B.34
1338300000	4008190030483	EK 70/35/M.2ZB O.IK	A.17

1350000000

1358460000	4008190128883	DEK 5 FW 1,3,5,...99	K.20
1358560000	4008190075156	DEK 5 FW 2,4,...100	K.20
1358660000	4008190139995	DEK 6 FW 1,3,5...99	K.20
1358760000	4008190095666	DEK 6 FW 2,4,...100	K.20

1360000000

1368720000	4008190047818	SAKS 2/35	A.26

1370000000

1378160000	4008190183851	ADP 4/300	I.16

1380000000

1381600000	4008190121464	EP 1/BW SAKG32/35 HP/DB	I.5

1390000000

1397160000	4008190125899	AP DK4Q	B.34
1397160000	4008190125899	AP DK4Q	A.34
1397160000	4008190125899	AP DK4Q	I.6
1397180000	4008190171728	AP DK4Q BL	I.6
1398760000	4008190059576	DK 4Q ST WA 2.4	B.40

1400000000

1404520000	4008190170400	SAKC 10/35 1STB4 KRG	A.20

1430000000

1430760000	4008190132897	ADP 4/1000	I.16

1440000000

1447260000	4008190144661	WS 10/6 SONDERDRUCK	K.11

1570000000

1572000000	4008190177164	DEK 5 FWZ 1-9	K.20

1590000000

1592810000	4008190182250	KLBUE 4-13.5	G.4
1593540000	4008190185725	SAKH 35/M.AP CUN/EP/SW	D.7
1595960000	4008190164324	AP DLD2.5/PE	I.6
1596240000	4008190093570	SAKH 35 EP/SW	D.7
1598080000	4008190020729	SAKK 4 KER/WS	D.2
1598090000	4008190185565	SAKK 10 KER/WS	D.3

1600000000

1600480000	4008190130589	KLBUE 3-8	G.4
1600490000	4008190151874	KLBUE 10-20	G.4
1609800000		DEK 5/5 MC-10 NEUT. VAR	K.20
1609801044	4008190397111	DEK 5/5 MC-10 NEUT. WS	K.20
1609801044	4008190397111	DEK 5/5 MC-10 NEUT. WS	K.9
1609801686	4008190397128	DEK 5/5 MC-10 NEUT. RT	K.20
1609801687	4008190397135	DEK 5/5 MC-10 NEUT. GE	K.20
1609801688	4008190397142	DEK 5/5 MC-10 NEUT. GN	K.20
1609801691	4008190397159	DEK 5/5 MC-10 NEUT. GR	K.20
1609801693	4008190397166	DEK 5/5 MC-10 NEUT. BL	K.20
1609810000	4008190456597	DEK 5/5 MC BEDRUCKT	K.9
1609810000	4008190456597	DEK 5/5 MC BEDRUCKT	K.20
1609820000	4008190203436	DEK 5/6 MC NEUTRAL	K.9
1609820000	4008190203436	DEK 5/6 MC NEUTRAL	K.20
1609830000	4008190456603	DEK 5/6 MC BEDRUCKT	K.9
1609830000	4008190456603	DEK 5/6 MC BEDRUCKT	K.20
1609840000	4008190203429	DEK 5/6,5 MC NEUTRAL	K.20
1609840000	4008190203429	DEK 5/6,5 MC NEUTRAL	K.9
1609850000	4008190456610	DEK 5/6,5 MC BEDRUCKT	K.9
1609860000	4008190203481	WS 12/5 MC NEUTRAL	K.11
1609870000	4008190456641	WS 12/5 MC BEDRUCKT	K.11
1609880000	4008190203504	WS 15/5 MC NEUTRAL	K.11
1609890000	4008190456672	WS 15/5 MC BEDRUCKT	K.11
1609900000	4008190203467	WS 12/6 MC NEUTRAL	K.11
1609910000	4008190456658	WS 12/6 MC BEDRUCKT	K.11
1609920000	4008190203511	WS 12/6,5 MC NEUTRAL	K.11
1609930000	4008190456665	WS 12/6,5 MC BEDRUCKT	K.11

Order No.	EAN No.	Type	Page

1610000000

1610000000	4008190263171	ZS 10/5 MC NEUTRAL	K.11
1610010000	4008190263423	ZS 10/5 MC BEDRUCKT	K.11
1610020000	4008190444600	ZS 12/6 MC NEUTRAL	K.11
1610030000	4008190456689	ZS 12/6 BEDRUCKT	K.11
1610110000	4008190185305	TSTW D 4.3	H.11
1611930000	4008190002251	ZGB 30	K.17
1615280000	4008190193850	AP MAK2.5	I.6

1630000000

1631930000	4008190206680	SCHT 5 S	K.15
1633260000	4008190257729	AP VLI1.5	I.6
1633320000	4008190257774	AP VLI1.5/PE	I.6
1635000000	4008190261948	WS 10/5 MC NEUTRAL	K.11
1635010000	4008190456634	WS 10/5 MC BEDRUCKT	K.11
1636530000	4008190297053	ZGB 15	K.17

1640000000

1640740000	4008190279103	WS 8/5 MC NEUTRAL	K.11
1640750000	4008190456627	WS 8/5 MC BEDRUCKT	K.11
1646630000	4008190401214	ZS 15/5 MC NEUTRAL	K.11
1646640000	4008190456696	ZS 15/5 MC BEDRUCKT	K.11

1650000000

1653340001	4008190403805	DEK 8 FW 1-50 TAMPOPR.	K.22
1653340001	4008190403805	DEK 8 FW 1-50 TAMPOPR.	K.20
1653340051	4008190403812	DEK 8 FW 51-100 TAMPOP.	K.20
1653340051	4008190403812	DEK 8 FW 51-100 TAMPOP.	K.22
1653350001	4008190403843	DEK 8 FS 1-50 TAMPOPR.	K.22
1653350001	4008190403843	DEK 8 FS 1-50 TAMPOPR.	K.20
1653350051	4008190403836	DEK 8 FS 51-100 TAMPOP.	K.22
1653350051	4008190403836	DEK 8 FS 51-100 TAMPOP.	K.20

1670000000

1670290000	4008190430368	WS 10/3,5 NEUTRAL	K.11
1670360000	4008190431242	QVSK 2 SAKT1	I.20
1675350000	4008190450083	KLBUE 2X2-6	G.4
1677140000	4008190475482	MF 8/5 MC NEUTRAL	K.13
1677150000	4008190475499	MF 8/5 MC SONDERDRUCK	K.13
1677160000	4008190475505	MF 10/5 MC NEUTRAL	K.13
1677170000	4008190475512	MF 10/5 MC SONDERDRUCK	K.13
1677180000	4008190470579	MF 12/5 MC NEUTRAL	K.13
1677190000	4008190470586	MF 12/5 MC SONDERDRUCK	K.13
1677220000	4008190475529	MF 10/6 MC NEUTRAL	K.13
1677230000	4008190475536	MF 10/6 MC SONDERDRUCK	K.13
1678650000	4008190466763	FK 4	I.14

1680000000

1681080001	4008190899141	MF 10/5 MC FW 1-50	K.13
1681080051	4008190899158	MF 10/5 MC FW 51-100	K.13
1681080101	4008190899165	MF 10/5 MC FW 101-150	K.13
1681080151	4008190899189	MF 10/5 MC FW 151-200	K.13
1681191187	4008190929534	MF 10/5 MC GW PE	K.13
1681200001	4008190910150	MF 10/5 MC FS 1-50	K.13
1681200051	4008190910167	MF 10/5 MC FS 51-100	K.13
1681200101	4008190910174	MF 10/5 MC FS 101-150	K.13
1681200151	4008190910181	MF 10/5 MC FS 151-200	K.13
1681210001	4008190929558	MF 10/5 MC FSZ 1-10	K.13
1681231187	4008190935375	MF 10/5 MC GS PE	K.13
1681240001	4008190944063	MF 10/6 MC FW 1-50	K.13
1681240051	4008190944070	MF 10/6 MC FW 51-100	K.13
1681240101	4008190944087	MF 10/6 MC FW 101-150	K.13
1681240151	4008190944094	MF 10/6 MC FW 151-200	K.13
1681260001	4008190944339	MF 10/6 MC FWZ 1-10	K.13
1681271187	4008190935856	MF 10/6 MC FWZ L1,L2-PE	K.13
1681341075	4008190943677	MF 10/6 MC GW L1	K.13
1681341076	4008190943684	MF 10/6 MC GW L2	K.13
1681341077	4008190943691	MF 10/6 MC GW L3	K.13
1681351187	4008190322748	MF 10/6 MC GW PE	K.13
1681360001	4008190322779	MF 10/6 MC FS 1-50	K.13
1681360051	4008190322786	MF 10/6 MC FS 51-100	K.13
1681360101	4008190322793	MF 10/6 MC FS 101-150	K.13
1681360151	4008190322809	MF 10/6 MC FS 151-200	K.13
1681370001	4008190943936	MF 10/6 MC FSZ 1-10	K.13
1681391187	4008190935870	MF 10/6 MC GS PE	K.13
1681571187	4008190929794	MF 10/5 MC FSZ L1,L2-PE	K.13

1690000000

1692261001	4032248032365	KLBÜ 3-8 SC	G.8

1710000000

1712311001	4032248032358	KLBÜ 4-13.5 SC	G.8
1712321001	4032248032341	KLBÜ 10-20 SC	G.8
1715970000	4008190353100	WSH 3/H/N	G.6
1716240000	4008190377137	SAK 4	B.3
1716300000	4008190350499	KLBUE 15-32	G.4
1718341001	4032248032310	KLBUE 15-32 SC	G.8

Order No.	EAN No.	Type	Page

1720000000

1720620000	4008190362300	DEK 5/7,5 MC NEUTRAL	K.9
1720620000	4008190362300	DEK 5/7,5 MC NEUTRAL	K.20
1723800000	4008190377038	BS 35II KLBÜ HOLDER	G.10
1723810000	4008190377007	BS 35II KLBÜ3-8	G.10
1723820000	4008190377014	BS 35II/KLBÜ 4-13.5	G.10
1724580000	4008190377717	FM 4.2/TS35	H.11

1740000000

1742630000	4008190980764	BTWZ KLBÜ	G.8
1746130000	4008190986834	SSCH 10X3X1000 ST/ZN	G.5
1746130000	4008190986834	SSCH 10X3X1000 ST/ZN	G.7
1746130000	4008190986834	SSCH 10X3X1000 ST/ZN	G.4
1747350000	4032248003372	TS 35X7.5 2M/CRN	H.9
1749151001	4032248064441	KLBUE CO 3	G.5
1749161001	4032248064458	KLBUE CO 4	G.5
1749430000	4032248013210	BS 35II KLBÜ3-8/2X2-6	G.10

1750000000

1752131001	4032248064434	KLBUE CO 2	G.5
1752681001	4032248044399	KLBÜ 3-8 CPF SS	G.11
1752691001	4032248044429	KLBÜ 4-13.5 CPF	G.11
1752701001	4032248044436	KLBÜ 10-20 CPF	G.11
1752711001	4032248044443	KLBÜ 15-32 CPF	G.11
1752950000	4008190022624	WSH 20 MT	G.7
1753311001	4032248064427	KLBUE CO 1	G.5
1753320000	4032248009015	AP ASK1 DB	I.6
1755081001	4032248064472	KLBUE CO 5	G.5
1755270000	4032248017348	DEK 5/3,5 MC NEUTRAL	K.9
1755270000	4032248017348	DEK 5/3,5 MC NEUTRAL	K.20
1755280001	4032248017362	DEK 5/3,5 MC GW 1	K.20
1755280002	4032248017379	DEK 5/3,5 MC GW 2	K.20
1755280003	4032248017386	DEK 5/3,5 MC GW 3	K.20
1755280004	4032248017393	DEK 5/3,5 MC GW 4	K.20
1755280005	4032248017409	DEK 5/3,5 MC GW 5	K.20
1755280006	4032248017416	DEK 5/3,5 MC GW 6	K.20
1755280007	4032248017423	DEK 5/3,5 MC GW 7	K.20
1755280008	4032248017430	DEK 5/3,5 MC GW 8	K.20
1755280009	4032248017447	DEK 5/3,5 MC GW 9	K.20
1755281000	4032248017454	DEK 5/3,5 MC GW 0	K.20

1760000000

1760720000	4008190068714	BS 35/WSH 2	G.7
1762320001	4032248043552	DEK 5/3,5 MC FSZ 1-10	K.20
1762320011	4032248043569	DEK 5/3,5 MC FSZ 11-20	K.20
1762320021	4032248043576	DEK 5/3,5 MC FSZ 21-30	K.20
1762320031	4032248043583	DEK 5/3,5 MC FSZ 31-40	K.20
1762320041	4032248043590	DEK 5/3,5 MC FSZ 41-50	K.20
1762320051	4032248043606	DEK 5/3,5 MC FSZ 51-60	K.20
1762320061	4032248043613	DEK 5/3,5 MC FSZ 61-70	K.20
1762320071	4032248043620	DEK 5/3,5 MC FSZ 71-80	K.20
1762320081	4032248043637	DEK 5/3,5 MC FSZ 81-90	K.20
1762320091	4032248043644	DEK 5/3,5 MC FSZ 91-100	K.20
1762320101	4032248043651	DEK 5/3,5 MC FSZ 101-110	K.20
1762320111	4032248043668	DEK 5/3,5 MC FSZ 111-120	K.20
1762320121	4032248043675	DEK 5/3,5 MC FSZ 121-130	K.20
1762320131	4032248043682	DEK 5/3,5 MC FSZ 131-140	K.20
1762320141	4032248043699	DEK 5/3,5 MC FSZ 141-150	K.20
1767090000	4032248112906	SPEEDMARKING-LASER	K.18
1767730000	4032248102532	DEK 5/3,5 MC bedruckt	K.9
1767730000	4032248102532	DEK 5/3,5 MC bedruckt	K.20
1768020000	4032248109296	BS 35II KLBÜ2X3-8/2X2-6	G.10
1768090000	4032248106271	WS 14/5 MC neutral	K.11

1770000000

1770070000	4032248117468	Toner für Speedmarking-Laser	K.18
1770490000	4032248119738	DEK 5/7,5 MC Sonderdruck	K.9
1773330001	4032248140855	WS 12/5 FWZ 1-10	K.10
1773330011	4032248140879	WS 12/5 FWZ 11-20	K.10
1773330021	4032248140886	WS 12/5 FWZ 21-30	K.10
1773330031	4032248140893	WS 12/5 FWZ 31-40	K.10
1773330041	4032248140909	WS 12/5 FWZ 41-50	K.10
1773360000	4032248140961	WS 8/5 Sonderdr. Laser	K.10
1773370000	4032248140978	WS 10/5 Sonderdr. Laser	K.10
1773380000	4032248140985	WS 12/5 Sonderdr. Laser	K.10
1773410000	4032248141111	AP 100 GR	I.6
1773430001	4032248141326	WS 12/5 FSZ 1-10	K.10
1773430011	4032248141333	WS 12/5 FSZ 11-20	K.10
1773430021	4032248141340	WS 12/5 FSZ 21-30	K.10
1773430031	4032248141357	WS 12/5 FSZ 31-40	K.10
1773430041	4032248141364	WS 12/5 FSZ 41-50	K.10
1778270000	4032248161041	WS 12/3,5 MC neutral	K.11
1778280000	4032248161058	WS 12/3,5 MC Sonderdr.	K.11
1779100000	4032248169894	TSTW 5/M5 ZN	H.11

1780000000

1782880000	4032248179527	Magazin SMark Laser	K.18
1783550000	4032248189847	AP DLI2.5 DB	I.6
1783800000	4032248189830	AP DLD2.5/PE DB	I.6
1784150000	4032248190140	AP VLI1.5 DB	I.6
1784160000	4032248190157	AP VLI1.5/PE DB	I.6
1784210000	4032248189878	AP DLD2.5 DB	I.6
1784390000	4032248259694	SAK 16/EN BL	C.3
1784400000	4032248259700	SAK 35/EN BL	C.4
1784410000	4032248259717	SAK 10/EN BL	C.3

1790000000

1790080000	4032248214105	AP 110 GR	I.6
1792000000	4032248223862	WS 10/5 MC Midd. Neutr.	K.11
1792010000	4032248223879	WS 10/5 MC Midd. Sonder	K.11
1797460000	4032248238682	Tintenpatrone PrintJet	K.19

1800000000

1802690000	4032248257201	TS 27X12.5M/ST/F.ZN	G.11
1805480000	4032248270224	BZT 2 WS 10/5	K.14
1805490000	4032248270231	BZT 1 WS 10/5	K.14
1805520000	4032248270248	BZT 1 ZA WS10/5	K.14
1805530000	4032248270255	BZT 2 ZA WS 10/5	K.14
1805880000	4032248273614	Snap Mark I	K.14
1806120000	4032248275298	EM 8/30	K.17
1806630000	4032248276813	IS2 KG	J.24
1806650000	4032248276820	IS 3 KG	J.24
1806660000	4032248276837	IS 4 KG	J.24

1810000000

1813090000	4032248296521	Magazin PrintJet	K.19
1814660000	4032248302956	ZF 4 S BL	H.5
1814670000	4032248302963	ZF 4 S GN/GE	H.5
1814680000	4032248302949	ZF 4 S	H.5
1816240000	4032248306190	MF 5/5 Mini MC NEUTRAL	K.13
1816250000	4032248306206	MF 5/5 MC NEUTRAL	K.13
1816260000	4032248306183	MF 5/6 MC NEUTRAL	K.13
1816270000	4032248306312	MF 9/5 MC NEUTRAL	K.13
1816280000	4032248306329	MF 9/5F MC NEUTRAL	K.13
1816290000	4032248306336	MF 9/6 MC NEUTRAL	K.13
1816310000	4032248306589	MF 5/5 Mini MC SONDERDR	K.13
1816320000	4032248306602	MF 5/5 MC SONDERDRUCK	K.13
1816330000	4032248306596	MF 5/6 MC SONDERDRUCK	K.13
1816340000	4032248306718	MF 9/5 MC SONDERDRUCK	K.13
1816350000	4032248306725	MF 9/5F MC SONDERDRUCK	K.13
1816360000	4032248306732	MF 9/6 MC SONDERDRUCK	K.13
1818400000	4032248310876	WS 10/6 MC Midd. Neutr.	K.11
1818410000	4032248310883	WS 10/6 MC Midd. Sonder	K.11

1820000000

1820200000	4032248313334	AP SAKR BE RS-SET	I.6
1828450000	4032248350513	WS 10/6 MC NEUTRAL	K.11
1828460000	4032248367399	WS 10/6 MC Sonderdruck	K.11

1840000000

1848290000	4032248385614	TS 35X15/2.3 2M/AL/BK	H.9

1850000000

1853970000	4032248389445	AP SAK4-10 GR 7042	I.6
1854490000	4032248393596	DEK 5/5 Plus MC Neutral	K.9
1856740000	4032248400850	DEK 5/8 MC Neutral	K.9
1858920000	4032248410651	Tintentank PrintJet II	K.19
1858950000	4032248410668	CleanUnit PrintJet II	K.19
1858980000	4032248410002	PrintJet II 115V	K.19
1858990000	4032248410811	PrintJet II 230V	K.19

2010000000

2012770000	4008190236823	AP STA2.5 0.5MM	I.6

2070000000

2076890000	4032248424719	AP SAK4-10 GE	I.6
2076900000	4032248424726	AP SAK16 GE	I.6
2076910000	4032248424733	AP SAK35/TW SAK16 GE	I.6
2077060000	4032248424757	AP AST3+4/35 GE	I.6
2077070000	4008190469535	AP AKZ4 GE	I.6

2090000000

2093550000		AP ATA1	I.6

2110000000

2119490000	4008190219017	AP 2 DSG1.5T	I.6

2140000000

2144900000	4008190241797	AP SAK2.5/35	I.6

3830000000

3835020000	4008190971885	PPT/35	D.9
3835120000	4008190003364	AP PPT/35	I.6

3890000000

3896100000	4008190857851	SP 15	G.9
3896200000	4008190850234	SP 20	G.9
3896300000	4008190850241	SP 30	G.9

4060000000

4062150000	4032248297078	PJ-Clean Unit	K.19

4140000000

4140450000	4008190261740	AP SAKB/C/T BE	I.6
4145220000	4008190401528	AP RV	I.6

4170000000

4173520000	4008190233143	AP SAKB/C/T1 DB	I.6

6380000000

6382670000	4008190549510	SAKRF/35	A.38

7900000000

7906040000	4008190576240	BK 2/E	F.6
7906060000	4008190576264	BK 3/E	F.6
7906080000	4008190576288	BK 4/E	F.6
7906090000	4008190576295	BK 6/E	F.6
7906100000	4008190576301	BK 12/E	F.6
7906110000	4008190576318	MK 3/2/E	F.6
7906120000	4008190576325	MK 3/3/E	F.6
7906130000	4008190576332	MK 3/4/E	F.6
7906140000	4008190576349	MK 3/5/E	F.6
7906150000	4008190576356	MK 3/6/E	F.6
7906160000	4008190576363	MK 3/7/E	F.6
7906170000	4008190576370	MK 3/8/E	F.6
7906180000	4008190576387	MK 3/9/E	F.6
7906190000	4008190576394	MK 3/10/E	F.6
7906200000	4008190576400	MK 3/11/E	F.6
7906210000	4008190576417	MK 3/12/E	F.6
7906220000	4008190576424	MK 6/2/E	F.7
7906230000	4008190576431	MK 6/3/E	F.7
7906240000	4008190576448	MK 6/4/E	F.7
7906250000	4008190576455	MK 6/5/E	F.7
7906260000	4008190576462	MK 6/6/E	F.7

7910000000

7917000000	4032248190911	AP MAK2.5 DB	I.6

7920000000

7920340000	4032248238910	ZEW 15	H.10

8010000000

8014720000	4008190131289	DKT 4/35 PT100	A.57
8014730000	4008190123338	DKT 4/32 PT100	B.70

8020000000

8022520000	4032248065455	AKZ 4 LD 24VDC	E.6

8060000000

8068330000	4008190464523	SAKS 1/35 G20 GL 115VAC	A.24
8068330000	4008190464523	SAKS 1/35 G20 GL 115VAC	B.27

8140000000

8142840000	4008190047689	KDKS1/EN LD 115VAC	C.5
8146450000	4008190171902	KDKS1/EN LD 24VDC	C.5
8148910000	4008190096076	KDKS1/EN LD 230VAC	C.5
8148920000	4008190085803	KDKS1/EN LD 48 VAC	C.5
8148930000	4008190002572	KDKS1/EN LD 24 VAC	C.5

8630000000

8630740000	4032248348916	ZEW 35/2	H.10

9000000000

9002170000	4032248291670	KT ZQV	J.3
9002650000	4008190020163	KT 8	J.2
9002660000	4008190181970	KT 12	J.2
9004140000	4008190144982	H1,5/24D SCHWARZ SV	J.10
9004140000	4008190144982	H1,5/24D SCHWARZ SV	J.10
9004270000	4008190091774	H0,5/14 ORANGE BD	J.9
9004280000	4008190162627	H0,5/14D WEISS BD	J.10
9004280000	4008190162627	H0,5/14D WEISS BD	J.10
9004290000	4008190006778	H 0,75/14 WEIß BD	J.9
9004300000	4008190154837	H0,75/14D GRAU BD	J.10

Order No.	EAN No.	Type	Page
9004310000	4008190179298	H0,75/14T HELLBLAU BD	J.10
9004320000	4008190167523	H1/14 GELB BD	J.9
9004330000	4008190047498	H1/14D ROT BD	J.10
9004330000	4008190047498	H1/14D ROT BD	J.10
9004340000	4008190080723	H1,5/14 ROT BD	J.9
9004350000	4008190005474	H1,5/14D SCHWARZ BD	J.10
9004350000	4008190005474	H1,5/14D SCHWARZ BD	J.10
9004360000	4008190083397	H2,5/14D BLAU BD	J.9
9004360000	4008190083397	H2,5/14D BLAU BD	J.10
9004370000	4008190052508	H2,5/14T GRAU BD	J.10
9004390000	4008190881016	H0,34/12 TüRKIS BD GSP	J.9
9004410000	4008190009397	H1,5/16 ZH ROT SV	J.11
9004420000	4008190167455	H1,5/16D ZH SCHWARZ SV	J.12
9004430000	4008190099367	H2,5/18,5D ZH BLAU SV	J.11
9004430000	4008190099367	H2,5/18,5D ZH BLAU SV	J.12
9004440000	4008190198473	H0,5/15 ZH ORANGE SV	J.11
9004500000	4008190053925	WAW 1 NEUTRAL	J.3
9004510000	4008190111182	WAW 2	J.3
9004560000	4008190286132	H0,5/14S TRI ORANGE	J.12
9004590000	4008190862060	H0,5/14S TRI WEIß	J.12
9004710000	4032248044221	H10/26D ROT ZH SV	J.12
9004720000	4008190962210	H6/25D GELB ZH SV	J.12
9004730000	4008190161811	H4/22D GRAU ZH/SV	J.12
9004730000	4008190161811	H4/22D GRAU ZH/SV	J.11
9004740000	4008190031923	H2,5/20,5D BLAU ZH SV	J.12
9004740000	4008190031923	H2,5/20,5D BLAU ZH SV	J.11
9004750000	4008190055431	H1,5/20D SCHWARZ ZH SV	J.12
9004760000	4008190160951	H1,0/20D ROT ZH SV	J.12
9004770000	4008190038816	H0,75/17D GRAU ZH SV	J.12
9004780000	4008190188481	H0,5/15D WEIß ZH SV	J.12
9004900000	4008190482671	H0,75/17 ZH WEIß SV	J.11
9004910000	4008190482688	H1,0/20 ZH GELB SV	J.11
9004920000	4008190482695	H1,5/20 ZH ROT SV	J.11
9004930000	4008190482701	H6,0/25 ZH SCHWARZ SV	J.11
9004940000	4008190482718	H10,0/26 ZH ELFENBEINSV	J.11
9005000000	4008190072506	STRIPAX	J.4
9005140000	4008190482725	H0,75/17T ZH HELLBLAUSV	J.12
9005150000	4008190482732	H2,5/20,5 T ZH GRAU SV	J.12
9005160000	4008190482749	H6,0/25T ZH GRüN SV	J.12
9005170000	4008190482756	H10,0/26T ZH BRAUN SV	J.12
9005180000	4008190859909	H014/10 GRAU SV	J.9
9005610000	4008190183875	STRIPAX 16	J.4
9005810000	4008190275877	H0,5/14 ORANGE BD GSP	J.9
9005820000	4008190275884	H0,75/14 WEIß BD GSP	J.9
9005830000	4008190275891	H1,0/14 GELB BD GSP	J.9
9005840000	4008190275907	H1,5/14 ROT BD GSP	J.9
9005850000	4008190275914	H2,5/14D BLAU BD GSP	J.10
9005850000	4008190275914	H2,5/14D BLAU BD GSP	J.9
9005860000	4008190275921	H0,5/14D WEIß BD GSP	J.10
9005870000	4008190275938	H0,75/14 GRAU BD GSP	J.10
9005880000	4008190275945	H1,0/14D ROT BD GSP	J.10
9005890000	4008190275952	H1,5/14D SCHWARZ BD GSP	J.10
9005900000	4008190275969	H0,75/14T BLAU BD GSP	J.10
9005910000	4008190275976	H2,5/14T GRAU BD GSP	J.10
9005990000	4008190085964	PZ 1,5	J.8
9006020000	4032248257409	swifty	J.15
9006060000	4032248257638	SWIFTY SET	J.15
9006120000	4008190044527	CTI 6	J.8
9006210000	4008190166694	CTI 6 S	J.8
9006450000	4008190095796	PZ 50	J.8
9006450000	4008190095796	PZ 50	J.6
9006590000	4008190332259	H1,5/17,5X SCHWARZ SV	J.11
9006630000	4008190332266	H1,5/19,5X SCHWARZ SV	J.11
9006670000	4008190332273	H2,5/17,5X BLAU SV	J.11
9006710000	4008190332280	H2,5/21,5X BLAU SV	J.11
9006750000	4008190332297	H4,0/19,5X GRAU SV	J.11
9006790000	4008190332303	H6,0/23,0X GELB SV	J.11
9006830000	4008190332310	H10,0/24,5X ROT SV	J.11
9006870000	4008190332327	H16,0/25,5X BLAU SV	J.11
9007440000	4008190404987	DMS 3	J.13
9007470000	4008190299224	DMS 3 SET 1	J.13
9007480000	4008190405298	DMS 3 SET 2	J.13
9008320000	4032248056262	SD 0,5x3,0x80	J.18
9008330000	4032248056286	SD 0,6x3,5x100	J.15
9008330000	4032248056286	SD 0,6x3,5x100	J.18
9008340000	4032248056293	SD 0,8x4,0x100	J.18
9008350000	4032248056316	SD 1,0x5,5x150	J.18
9008370000	4032248056330	SDI 0,4x2,5x75	J.16
9008380000	4032248056347	SDI 0,5x3,0x100	J.16
9008390000	4032248056354	SDI 0,6x3,5x100	J.16
9008400000	4032248056361	SDI 0,8x4,0x100	J.16
9008410000	4032248056378	SDI 1,0x5,5x125	J.16
9008420000	4032248056385	SDI 1,2x6,5x150	J.16
9008430000	4032248056392	SDI 1,6x8,0x175	J.16
9008450000	4032248056446	SDIZ0,6X3,5X100	J.24
9008460000	4032248056453	SDIZ0,8X4,0X100	J.24
9008470000	4032248056460	SDK PH0	J.18
9008480000	4032248056477	SDK PH1	J.18
9008490000	4032248056484	SDK PH2	J.18
9008500000	4032248056491	SDK PH3	J.18
9008520000	4032248056514	SDK PZ0	J.18
9008530000	4032248056521	SDK PZ1	J.18
9008540000	4032248056538	SDK PZ2	J.18
9008550000	4032248056545	SDK PZ3	J.18
9008560000	4032248056552	SDIK PH0	J.16
9008570000	4032248056569	SDIK PH1	J.16
9008580000	4032248056576	SDIK PH2	J.16
9008590000	4032248056590	SDIK PH3	J.16
9008850000	4032248266609	SK WSD-S 1,5-10,0	J.20
9008860000	4032248266616	SK-S 2,0-8,0	J.20
9008870000	4032248266623	SK-S 2,0-8,0 MR	J.20
9008880000	4032248266630	TR-S 9-40	J.20
9008890000	4032248266661	SDIK PZ2	J.16
9008900000	4032248266685	SDIK PZ1	J.16
9008910000	4032248266692	SDI 1,0x4,5x125	J.16
9008920000	4032248266715	SKI 13,0x125	J.16
9008930000	4032248266722	SKI 11,0x125	J.16
9008940000	4032248266739	SKI 10,0x126	J.16
9008950000	4032248266753	SKI 9,0x126	J.16
9008960000	4032248266760	SKI 8,0x127	J.16
9008970000	4032248266777	SKI 7,0x127	J.16
9008980000	4032248266784	SKI 6,0x128	J.16
9008990000	4032248266791	SKI 5,5x128	J.16
9009000000	4032248266814	SKI 5,0x129	J.16
9009010000	4032248266869	SD 1,2x6,5x150	J.18
9009020000	4032248266883	SD 0,8x4,5x125	J.18
9009030000	4032248266944	SD 0,4x2,5x75	J.18
9009040000	4032248266968	SK 13,0x125	J.18
9009050000	4032248267002	SK 12,0x125	J.18
9009060000	4032248267019	SK 11,0x125	J.18
9009070000	4032248267026	SK 10,0x125	J.18
9009080000	4032248267040	SK 9,0x125	J.18
9009090000	4032248267057	SK 8,0x125	J.18
9009100000	4032248267064	SK 7,0x125	J.18
9009110000	4032248267071	SK 6,0x125	J.18
9009120000	4032248267088	SK 5,5x125	J.18
9009130000	4032248267095	SK 5,0x125	J.18
9009140000	4032248267101	SDTR 30	J.18
9009150000	4032248267118	SDTR 25	J.18
9009160000	4032248267125	SDTR 20	J.18
9009170000	4032248267149	SDTR 15	J.18
9009180000	4032248267156	SDTR 10	J.18
9009190000	4032248267163	SDTR 8	J.18
9009640000	4032248267835	SDIT 10	J.16
9009650000	4032248267842	SDIT 15	J.16
9009660000	4032248267859	SDIT 20	J.16
9009670000	4032248267866	SDIT 25	J.16
9009680000	4032248267873	SDIT 30	J.16
9009690000	4032248267880	SDIT 40	J.16
9009700000	4032248267941	SD STK 8x150	J.19
9009710000	4032248267958	SD STK 10x175	J.19
9009720000	4032248267965	SDS TR8-30	J.19
9009730000	4032248267972	SDIS 2,5-5,5/PH1/2	J.17
9009740000	4032248267996	SDS 2,5-5,5/PH1/2	J.19
9009750000	4032248268009	System 11+1	J.19
9009760000	4032248268016	System 11+1 Secur.	J.19

9010000000

9010110000	4032248300754	SD 0,6x3,5x200	J.18
9011460000	4008190165352	PZ 6/5	J.8
9011460000	4008190165352	PZ 6/5	J.5
9012000000	4008190118372	HTG 58	I.14
9012500000	4008190090920	PZ 4	J.8
9012600000	4008190035440	PZ 16	J.6
9012600000	4008190035440	PZ 16	J.8
9013600000	4032248065523	PZ ZH 16	J.8
9013650000	4032248065516	PZ 6 HEX	J.8
9014350000	4008190406615	PZ 6 Roto	J.8
9014350000	4008190406615	PZ 6 Roto	J.5
9014400000	4008190159412	HTI 15	J.8
9018510000	4008190019914	H0,75/15 ZH WEIß SV	J.11
9018520000	4008190097998	H0,75/15D ZH GRAU SV	J.12
9018530000	4008190066925	H1,0/15 ZH GELB SV	J.11
9018540000	4008190188832	H1,0/15D ZH ROT SV	J.12
9018550000	4008190207991	H0,75/14 TS HELLBLAU	J.12
9018560000	4008190207984	H1/14S ROT	J.12
9018570000	4008190272630	H0,75/15T ZH BLAU SV	J.12
9018580000	4008190272647	H2,5/18.5 T ZH GRAU SV	J.12
9018590000	4008190272654	H4,0/22T ZH ORANGE SV	J.12
9018650000	4032248011407	H1,0/15 ZH GELB SV	J.11
9018690000	4032248017720	H 1/15 S ZH GELB	J.11
9018860000	4032248105816	H10/24 S ZH elfenbein	J.11
9018870000	4032248105823	H10/30 S ZH elfenbein	J.11
9018880000	4032248105830	H10/24 DS ZH rot	J.12
9018890000	4032248105847	H10/30 DS ZH rot	J.12
9019000000	4008190085728	H0,5/12D WEISS	J.10
9019000000	4008190085728	H0,5/12D WEISS	J.10
9019010000	4008190120931	H0,5/14D WEISS	J.10
9019020000	4008190047108	H0,5/16D WEISS	J.10
9019020000	4008190047108	H0,5/16D WEISS	J.10
9019030000	4008190127787	H0,75/12D GRAU	J.10
9019040000	4008190099077	H0,75/14D GRAU	J.10
9019050000	4008190033002	H0,75/16D GRAU	J.10
9019060000	4008190049560	H0,75/18D GRAU	J.10
9019070000	4008190029074	H1/12D ROT	J.10
9019070000	4008190029074	H1/12D ROT	J.10
9019080000	4008190090623	H1/14D ROT	J.10
9019100000	4008190159986	H1/16D ROT	J.10
9019100000	4008190159986	H1/16D ROT	J.10
9019110000	4008190174828	H1/18D ROT	J.10
9019110000	4008190174828	H1/18D ROT	J.10
9019120000	4008190153793	H1,5/14D SCHWARZ	J.10
9019130000	4008190023331	H1,5/16D SCHWARZ	J.10
9019130000	4008190023331	H1,5/16D SCHWARZ	J.10
9019140000	4008190046026	H1,5/18D SCHWARZ	J.10
9019140000	4008190046026	H1,5/18D SCHWARZ	J.10
9019150000	4008190151676	H1,5/24D SCHWARZ	J.10
9019160000	4008190028732	H2,5/14D BLAU	J.10
9019160000	4008190028732	H2,5/14D BLAU	J.9
9019170000	4008190178024	H2,5/18D BLAU	J.10
9019170000	4008190178024	H2,5/18D BLAU	J.9
9019180000	4008190101145	H2,5/24D BLAU	J.10
9019180000	4008190101145	H2,5/24D BLAU	J.9
9019190000	4008190141349	H4/17D GRAU	J.10
9019190000	4008190141349	H4/17D GRAU	J.9
9019200000	4008190126575	H4/20D GRAU	J.9
9019200000	4008190126575	H4/20D GRAU	J.10
9019210000	4008190002336	H4/26D GRAU	J.10
9019210000	4008190002336	H4/26D GRAU	J.9
9019220000	4008190151607	H6/20D GELB	J.10
9019230000	4008190072117	H6/26D GELB	J.10
9019240000	4008190075385	H10/22D ROT	J.10
9019250000	4008190041410	H10/28D ROT	J.10
9019260000	4008190125806	H16/24D BLAU	J.10
9019270000	4008190100773	H16/28D BLAU	J.10
9019280000	4008190038380	H25/30D 16 GELB	J.10
9019300000	4008190054984	H25/36D GELB	J.10
9019310000	4008190102234	H35/30D 16 ROT	J.10
9019320000	4008190111847	H35/30D ROT	J.10
9019330000	4008190048365	H35/39D ROT	J.10
9019340000	4008190067632	H50/36D BLAU	J.10
9019350000	4008190049263	H50/40D BLAU	J.10
9019400000	4008190066024	H0,5/14D WEISS SV	J.10
9019410000	4008190164096	H0,75/14D GRAU SV	J.10
9019420000	4008190189099	H1/14D ROT SV	J.10
9019430000	4008190107420	H1,5/14D SCHWARZ SV	J.10

9020000000

9020000000	4008190067267	STRIPAX PLUS 2,5	J.8
9021010000	4008190109103	H0,25/10T GELB	J.10
9021020000	4008190184230	H0,25/12T GELB	J.10
9021030000	4008190152901	H0,75/12T HELLBLAU	J.10
9021040000	4008190083168	H0.75/14 HELLBLAU	J.10
9021050000	4008190096175	H0,75/16T HELLBLAU	J.10
9021060000	4008190071158	H0,75/18T HELLBLAU	J.10
9021070000	4008190128944	H2,5/14T GRAU	J.10
9021080000	4008190149345	H2,5/18T GRAU	J.10
9021090000	4008190060916	H2,5/24T GRAU	J.10
9021100000	4008190061708	H4/17T ORANGE	J.10
9021110000	4008190035754	H4/20T ORANGE	J.10
9021120000	4008190092825	H4/26T ORANGE	J.10
9021130000	4008190111731	H6/20T GRÜN	J.10
9021140000	4008190022501	H6/26T GRüN	J.10
9021150000	4008190086886	H10/22T BRAUN	J.10
9021160000	4008190041915	H10/28T BRAUN	J.10
9021170000	4008190151478	H16/24T WEISS	J.10
9021180000	4008190151980	H16/28T WEISS	J.10
9021190000	4008190115166	H25/30T SCHWARZ	J.10
9021200000	4008190055400	H25/36T SCHWARZ	J.10
9021210000	4008190045555	H0,25/10T GELB SV	J.10
9021220000	4008190153786	H0,25/12T GELB SV	J.10
9021230000	4008190153106	H0,75/14T HELLBLAU SV	J.10
9021240000	4008190115302	H2,5/14T GRAU SV	J.10
9021250000	4008190159313	H4/17T ORANGE SV	J.10
9025240000	4008190085599	H1,5/14S SCHWARZ	J.12
9025570000	4008190161866	BIT C6,3 Z 0,6X3,5X39	J.24
9025590000	4008190151935	BIT C6,3 Z 0,8X4,0X39	J.24
9025690000	4008190059439	H1,5/12S ROT	J.12
9025700000	4008190144104	H0,75/14S WEISS SV	J.12
9025710000	4008190031442	H1,0/14S GELB SV	J.12
9025720000	4008190072681	H1,5/14S ROT SV	J.12
9025740000	4008190092054	H0,25/10 HELLBLAU	J.9
9025750000	4008190105365	H0,34/10 TüRKIS	J.9
9025760000	4008190010027	H0,25/12 HELLBLAU	J.9
9025770000	4008190067960	H0,34/12 TüRKIS	J.9
9025780000	4008190053239	H0,25/12 HELLBLAU SV	J.9
9025790000	4008190121174	H0,34/12 TüRKIS SV	J.9
9025860000	4008190141967	H0,75/16 WEISS	J.9
9025870000	4008190025045	H0,5/16 ORANGE	J.9
9025910000	4008190063702	H0,75/18 WEISS	J.9
9025930000	4008190101497	H1/18 GELB	J.9
9025950000	4008190037291	H1/16 GELB	J.9
9025960000	4008190009878	H0,75/14S WEISS	J.12
9025970000	4008190063733	H1/14S GELB	J.12
9025980000	4008190080730	H1,5/14S ROT	J.12
9026010000	4008190117382	H4/17 GRAU SV	J.9
9026010000	4008190117382	H4/17 GRAU SV	J.10
9026030000	4008190177171	H0,34/10 TüRKIS SV	J.9
9026050000	4008190138288	H0,25/10 HELLBLAU SV	J.9
9026060000	4008190122201	H0,5/14 ORANGE SV	J.9
9026070000	4008190187163	H0,75/14 WEISS SV	J.9
9026080000	4008190026158	H1/14 GELB SV	J.9
9026090000	4008190137168	H1,5/14 ROT SV	J.9
9026100000	4008190141141	H2,5/14 BLAU SV	J.9
9026100000	4008190141141	H2,5/14 BLAU SV	J.10
9028200000	4008190891572	H70/40 GELB	J.9
9028210000	4008190891589	H95/44 ROT	J.9
9028220000	4008190891596	H120/50 BLAU	J.9
9028230000	4008190891602	H150/54 GELB	J.9
9028240000	4008190902001	H0,14/12 GRAU SV	J.9
9028250000	4008190902018	H0,14/10 T BRAUN SV	J.10
9028260000	4008190902025	H0,5/10 ORANGE SV	J.9
9028270000	4008190902049	H0,5/16 ORANGE SV	J.9
9028280000	4008190902216	H0,75/12 WEISS SV	J.9
9028290000	4008190902056	H0,75/16 WEISS SV	J.9
9028300000	4008190902063	H0,75/18 WEISS SV	J.9

Order No.	EAN No.	Type	Page
9028310000	4008190902070	H1,0/12 GELB SV	J.9
9028320000	4008190902087	H1,0/16 GELB SV	J.9
9028340000	4008190902100	H1,0/18 GELB SV	J.9
9028350000	4008190902117	H1,5/16 ROT SV	J.9
9028360000	4032248023219	H1,5/14DS schwarz SV	J.12
9028490000	4032248049028	H2,5/12 DS BLAU	J.12
9028520000	4032248049035	H4,0/14 DS GRAU	J.12

9030000000

9036200000	4032248067992	H2,5/12 TS GRAU	J.12
9036210000	4032248068005	H2,5/16 TS GRAU	J.12
9036220000	4032248068012	H2,5/16 DS BLAU	J.12
9036230000	4032248068029	H4,0/15 TS ORANGE	J.12
9037160000	4032248171613	SD 0,4x2,0x60	J.18
9037200000	4008190492397	H0,5/15 ZH ORANGE	J.11
9037200000	4008190492397	H0,5/15 ZH ORANGE	J.12
9037210000	4008190492687	H0,5/16,5 ZH ORANGE	J.12
9037210000	4008190492687	H0,5/16,5 ZH ORANGE	J.11
9037220000	4008190492694	H0,5/18,5 ZH ORANGE	J.12
9037220000	4008190492694	H0,5/18,5 ZH ORANGE	J.11
9037230000	4008190853976	H0,75/15 ZH WEIß	J.11
9037240000	4008190492717	H0,75/17 ZH WEIß	J.11
9037250000	4008190492724	H0,75/24,5 ZH WEIß	J.11
9037260000	4008190492731	H1,0/15 ZH GELB	J.11
9037270000	4008190492748	H1,0/20 ZH GELB	J.11
9037280000	4008190492755	H1,0/25,6 ZH GELB	J.11
9037290000	4008190492762	H1,5/16 ZH ROT	J.11
9037300000	4008190492779	H1,5/20 ZH ROT	J.11
9037310000	4008190492786	H1,5/25,6 ZH ROT	J.11
9037320000	4008190492793	H6,0/25 ZH SCHWARZ	J.11
9037330000	4008190492809	H6,0/29 ZH SCHWARZ	J.11
9037340000	4008190492816	H10,0/26 ZH ELFENBEIN	J.11
9037350000	4008190492823	H10,0/30 ZH ELFENBEIN	J.11
9037360000	4008190492830	H16,0/29 ZH GRUEN	J.11
9037370000	4008190492847	H16,0/38 ZH GRUEN	J.11
9037380000	4008190492861	H0,5/15D ZH WEIß	J.12
9037390000	4008190492878	H0,5/16,5D ZH WEIß	J.12
9037400000	4008190492892	H0,5/18,4D ZH WEIß	J.12
9037410000	4008190492984	H0,75/15D ZH GRAU	J.12
9037420000	4008190492991	H0,75/17D ZH GRAU	J.12
9037430000	4008190493004	H0,75/24,5D ZH GRAU	J.12
9037440000	4008190493011	H1,0/15D ZH ROT	J.12
9037450000	4008190493028	H1,0/20D ZH ROT	J.12
9037460000	4008190493035	H1,0/25,6D ZH ROT	J.12
9037470000	4008190493042	H1,5/16D ZH SCHWARZ	J.12
9037480000	4008190493059	H1,5/20D ZH SCHWARZ	J.12
9037490000	4008190493066	H1,5/25,6D ZH SCHWARZ	J.12
9037500000	4008190493073	H2,5/18,5D ZH BLAU	J.11
9037500000	4008190493073	H2,5/18,5D ZH BLAU	J.12
9037510000	4008190493080	H2,5/20,5D ZH BLAU	J.12
9037510000	4008190493080	H2,5/20,5D ZH BLAU	J.11
9037520000	4008190493097	H2,5/26,5D ZH BLAU	J.11
9037520000	4008190493097	H2,5/26,5D ZH BLAU	J.12
9037530000	4008190493103	H4,0/22D ZH GRAU	J.11
9037530000	4008190493103	H4,0/22D ZH GRAU	J.12
9037540000	4008190493110	H4,0/28D ZH GRAU	J.12
9037540000	4008190493110	H4,0/28D ZH GRAU	J.11
9037550000	4008190493127	H6,0/25D ZH GELB	J.12
9037560000	4008190493134	H6,0/29D ZH GELB	J.12
9037570000	4008190493141	H10,0/26D ZH ROT	J.12
9037580000	4008190493158	H10,0/30D ZH ROT	J.12
9037590000	4008190493165	H16,0/29D ZH BLAU	J.12
9037600000	4008190493196	H16,0/38D ZH BLAU	J.12
9037610000	4008190493233	H0,75/15T ZH HELLBLAU	J.12
9037620000	4008190493264	H0,75/17T ZH HELLBLAU	J.12
9037630000	4008190493271	H0,75/24,5T ZH HELLBLAU	J.12
9037640000	4008190493325	H2,5/18,5T ZH GRAU	J.12
9037650000	4008190493356	H2,5/20,5T ZH GRAU	J.12
9037660000	4008190493387	H2,5/26,5T ZH GRAU	J.12
9037670000	4008190493431	H4,0/22T ZH ORANGE	J.12
9037680000	4008190493479	H4,0/28T ZH ORANGE	J.12
9037690000	4008190493486	H6,0/25T ZH GRUEN	J.12
9037700000	4008190493509	H6,0/29T ZH GRUEN	J.12
9037710000	4008190493516	H10,0/26T ZH BRAUN	J.12
9037720000	4008190493530	H10,0/30T ZH BRAUN	J.12
9037730000	4008190493554	H16,0/29T ZH WEIß	J.12
9037740000	4008190493561	H16,0/38T ZH WEIß	J.12

9150000000

9154850000	4008190899011	AP OSC 10/16	I.6
9154860000	4008190899004	AP OSC 4	I.6

9200000000

9201940000	4032248478965	SDIT 8	J.16
9201950000	4032248478972	SDIS T8-30	J.17

9420000000

9426770000	4032248160693	H2,5/14TS grau	J.12

9500000000

9501160000	4008190549534	RSF 3/35	A.11
9501310000	4008190456979	KST 6/32 M6X22	B.60

Order No.	EAN No.	Type	Page
9501320000	4008190456986	KST 8/32 M8X30	B.61
9501330000	4008190456993	KST 10/32 M10X39	B.61
9501340000	4008190457006	KST 12/32 M12X37	B.61
9502600000	4008190550585	SAKK 4	D.2
9502610000	4008190550592	SAKK 10	D.3
9502630000	4008190047290	AP SAKK4/10 KER/WS	I.6
9503300000	4008190085858	KDKS 1/32	B.21
9503310000	4008190182304	KDKS 1/35	A.23
9503330000	4008190124212	AP KDKS1 1.5	I.6
9503340000	4008190157630	AP KDKS1 EN	I.6
9503370000	4008190456962	KST 5/32 M5X18	B.60
9506940000	4008190425760	KST 6/35 M6X22	A.48
9506950000	4008190425777	KST 8/35 M8X30	A.49
9506960000	4008190425784	KST 10/35 M10X39	A.49
9506970000	4008190425791	KST 12/35 M12X37	A.49
9508230000	4008190425753	KST 5/35 M5X18	A.48
9509570000	4008190456825	KSKM 1/32 G20	B.20
9509580000	4008190456832	KSKM 2/32 GZ 1X1/4	B.20
9509600000	4008190456795	KSKM 1/35 G20	A.22
9509610000	4008190456801	KSKM 2/35 GZ 1X1/4	A.22
9509620000	4008190456818	KSKM 3/35 GZ 1 1/4X1/4	A.23
9509630000	4008190456771	AP KSKM	I.6

9520000000

9528300000	4008190881177	KST 5/35 M5X18	A.48
9528310000	4008190881184	KST 6/35 M6X22	A.48
9528320000	4008190881191	KST 8/35 M8X30	A.49
9528330000	4008190881207	KST 10/35 M10X39	A.49
9528340000	4008190881214	KST 12/35 M12X37	A.49

9530000000

9532470000	4032248039227	AP KDKS1 1.5 DB	I.6

9540000000

9540000000	4008190956264	ZEW	H.10

9910000000

9918370000	4032248388332	DMS manuell 0,5-1,7	J.22
9918380000	4032248388349	DMS manuell 2,0-8,0	J.22
9918390000	4032248388356	DMSI manuell 0,5-1,7	J.23
9918400000	4032248388363	DMSI manuell 2,0-8,0	J.23
9918410000	4032248388370	WK SI 0,4 x 2,5	J.23
9918420000	4032248388387	WK SI 0,5 x 3,0	J.23
9918430000	4032248388394	WK SI 0,6 x 3,5	J.23
9918440000	4032248388400	WK SI 0,8 x 4,0	J.23
9918450000	4032248388813	WK SI 1,0 x 5,5	J.23
9918460000	4032248388820	WK IK PH 0	J.23
9918470000	4032248388837	WK IK PH 1	J.23
9918480000	4032248388844	WK IK PH 2	J.23
9918490000	4032248388851	WK IK PZ 0	J.23
9918500000	4032248388868	WK IK PZ 1	J.23
9918510000	4032248388875	WK IK PZ 2	J.23
9918520000	4032248388882	WK S 0,4 x 2,5	J.22
9918530000	4032248388899	WK S 0,5 x 3,0	J.22
9918540000	4032248388905	WK S 0,6 x 3,5	J.22
9918550000	4032248388912	WK S 0,8 x 4,0	J.22
9918560000	4032248388936	WK S 1,0 x 5,5	J.22
9918570000	4032248388943	WK K PH 0	J.22
9918580000	4032248388950	WK K PH 1	J.22
9918590000	4032248388967	WK K PH 2	J.22
9918600000	4032248388974	WK K PZ 0	J.22
9918610000	4032248388981	WK K PZ 1	J.22
9918620000	4032248388998	WK K PZ 2	J.22

The whole world of connection-technology in three catalogues

Controls / PLC

PCB Terminals and Connectors

CATALOGUE III.

Electrical Cabinet Products



Power Supply,
Overvoltage Protection



PCB-Terminals

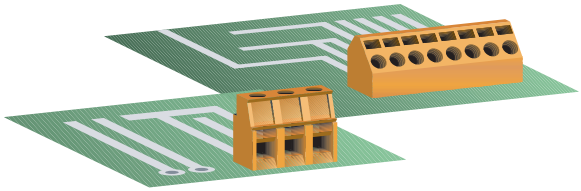

Relay Couplers, Opto Couplers, Time Relays, Signal Converters, Interface Converters, Interface Units

PCB-pluggable Terminals



Tools



The whole world of connection-technology in three catalogues

CATALOGUE I.

Terminals
- Screw Connection

Bolt Terminals



Terminals
- Tension Clamp
- Insulation Displacement Connection IDC
- Direct Push In

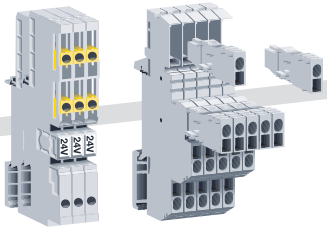

Marking Systems

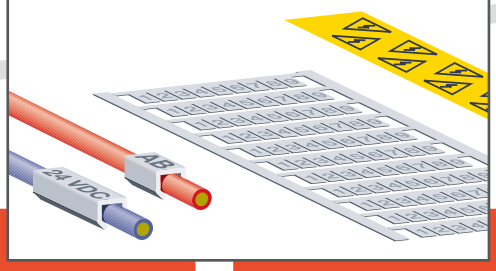

Field Wiring Products

CATALOGUE II.

Heavy Duty Connectors



Housing, Cable Inlets



Sensor Actuator Interface SAI
- Distributors
- Male, Female
- Sensor Cables

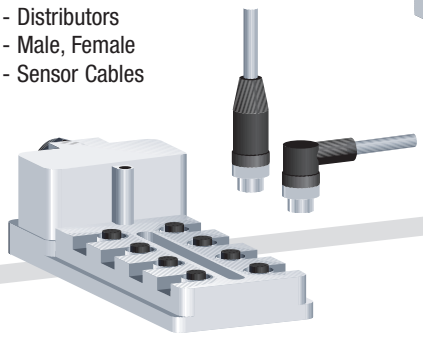

Fieldbus-Components



Sensors / Actuators

Worldwide activities

A **Austria**
Weidmüller Ges.m.b.H.
Industriezentrum Nö Süd
Straße 2, Objekt M2
2355 Wiener Neudorf
Phone +43 2236 6708-0
Fax +43 2236 6708-199
office.at@weidmueller.com

ADN **Yemen**
Please contact
Weidmüller Middle East
United Arab Emirates

AUS **Australia**
Weidmüller Pty. Ltd.
43 Huntingwood Drive
Huntingwood,
NSW, 2148
P.O.Box 6944
Blacktown
NSW, 2148
Phone +61 2 9671-9999
Fax +61 2 9671-9911
info@weidmuller.com.au
www.weidmuller.com.au

B **Belgium**
Weidmüller Benelux B.V.
Ambachtenlaan 11 A
3001 Heverlee
Phone +32 16 395990
Fax +32 16 401051
info@weidmueller.be

BG **Bulgaria**
Weid-Bul eOOd
ul. Nezabravka 33 A,
bl. 315/3/10
1113 Sofia
Phone +359 2 9632560
Fax +359 2 9631098
weidbul@nat.bg

BIH **Bosnia-Herzegovina**
BH ES Elektrosistem d.o.o.
ul. J. Veselinovica 18
78000 Banja Luka
Bosna
Phone +387 51 317500
Fax +387 51 317500
elsist@inecco.net
www.elektrosistem.co.yu

BR **Brazil**
Conexel Conexoes Elétricas Ltda.
Rua Garcia Lorca, 176- V. Paulicéia,
09695-900, Sao Bernado do
Campo - SP, Brasil
Phone +55 11 43669600
Fax +55 11 43621677
vendas@conexel.com.br
www.conexel.com.br

BRN **Bahrain**
Khayber Trading Company
P.O. Box 1976 Manama,
Bahrain
Phone +973 720 747
Fax +973 720 331
khayber@batelco.com.bh

BY **Belarus**
TECHNIKON Ltd.
Oktyabrskaya Str. 16/5
Apt. 704
220030 Minsk
Belarus
Tel. +375 17 2104626
Fax +375 17 2275830
technikon@belsonet.net

CDN **Canada**
W Interconnections Canada Inc.
10 Spy Court, Markham,
Ontario L3 R5 H6
Phone +1 905 475-1507
Fax +1 905 475-5855
info1@weidmuller.ca
www.weidmuller.ca

CH **Switzerland**
Weidmüller Schweiz AG
Rundbuckstrasse 2
8212 Neuhausen am Rheinfall
Phone +41 52 6740707
Fax +41 52 6740708
mail:info@weidmueller.ch
www.weidmueller.ch

CN **China**
Weidmüller Interface
(Suzhou) Co. Ltd,
Standart Factory Building 6,
Area 3 of New Technology Park,
Xiangyang Road No.81,
Suzhou New District,
Suzhou 215011 Jiangsu Province,
P.R. China
Phone +86 21 50462384
Fax +86 21 50462282
www.cnweidmuller.com

CO **Columbia**
Automatizacion Avanzada S. A.
Carrera 97 No. 42 A-23 B3,
Santafe de Bogotá Colombia.
Phone +57 1 4132048
Fax +57 1 4159788
mgallegos@
automatizacionavanzada.com

CR **Costa Rica**
ELVATRON S.A.
400 metros Norte de la Agencia del
Banco de Costa Rica en la Uruca,
San José, Costa Rica
Phone +506 2 961060
Fax +506 2 326071
dirk.haase@elvatron.com

CZ **Czech Republic**
Weidmüller s. r. o.
Videnska ul. 340
25242 Vestec u Prahy
Phone +420 2 44001400
Fax +420 2 44001499
office@weidmueller.cz

D **Germany**
Weidmüller GmbH & Co. KG
Ohmstraße 9
32758 Detmold
Phone +49 5231 1428-0
Fax +49 5231 1428-116
weidmueller@weidmueller.de
www.weidmueller.de

DK **Denmark**
Knud Wexøe A/S
Skaettekaeret 11
P.O. Box 152
2840 Holte
Phone +45 45465800
Fax +45 45465801
wexoe@wexoe.dk

E **Spain**
Weidmüller S. A.
Narcis Monturiol 11-13
Pol.Ind. Sudoeste
08960 Sant Just Desvern
Barcelona
Phone +34 93 4803386
Fax +34 93 3718055
weidmuller@weidmuller.es
www.weidmuller.es

ES **El Salvador**
Please contact
ELVATRON S. A., Costa Rica

EST **Estonia**
Alter Electric OÜ
Türi 6, 11313 Tallinn, Estonia
Phone +372 65 19 666
Fax +372 65 19667
alter@alter.ee

ET **Egypt**
Standard Electric
5, Heliopolis Hospital Street,
Cairo, Egypt
Phone +20 2 6444182
Fax +20 2 6444191
stdelec@click.com.eg

F **France**
Weidmüller Sarl
12, Chaussée Jules César
B.P. 263 Osny
95523 CERGY PONTOISE Cedex
Phone +33 1 34245500
Fax +33 1 34245501
mail@weidmuller.fr
www.weidmueller.com

FIN **Finland**
JUHA-ELEKTRO OY
Kylvöpolku 6
P. O. Box 57
00681 Helsinki
Phone +358 9 478411
Fax +358 9 47841311

GB **United Kingdom**
Weidmuller Ltd.
1 Abbey Wood Road
Kings Hill
West Malling
Kent ME19 4YT
Phone +44 1732 877032
Fax +44 1732 873873
info@weidmuller.co.uk
www.weidmueller.com

GCA **Guatemala**
Please contact
ELVATRON S. A., Costa Rica

GR **Greece**
Electrorama S.A.
1 An. Martali Str.
41335 Larissa
Phone +30 2410 552533
Fax +30 2410 283463
valvizos@electrorama.com.gr

H **Hungary**
Weidmüller Kereskedelmi Kft
Dombóvári út 13
1117 Budapest
P. O. Box 22
1507 Budapest
Phone +36 1 464-7888
Fax +36 1 3827701
info@weidmueller.hu

HK **Hong Kong**
United Equity Limited
Suite B, 11/F International Industrial
Centre
2-8 Kwei Tei Street, Fotan
Shatin, N. T.
Phone +852 26876739
Fax +852 26876735

HKJ **Jordan**
Please contact
Weidmüller Middle East
United Arab Emirates

HO **Honduras**
Please contact
ELVATRON S. A., Costa Rica

HR **Croatia**
Elektro Partner d.o.o.
Radnicka cesta 22
10000 Zagreb
Phone +385 1 6184793
Fax +385 1 6184795
elektropartner@zg.htnet.hr

I **Italy**
Weidmüller S.r.l.
Via Albert Einstein 4
20092 Cinisello Balsamo
Milano
Phone +39 02 660681
Fax +39 02 6124945
weidmuller@weidmuller.it
www.weidmuller.it

IL **Israel**
A.U. Shay Ltd.
Embar Street 23/25
P.O.Box 10049
Petach-Tikva 49222
Phone +972 3 9233601
Fax +972 3 9234601
shay@uriel-shay.com

IND **India**
Weidmüller Representative office
Vijay Dattani
119, Prashanth Extention
Whitefield
Bangalore - 560 066
Phone +91 80 8453999
Fax +91 80 8453999

IR **Iran**
TAF Co.
72, Iranshahr Av.
Unit 5,
Teheran
Phone +98 21 831-7851
Fax +98 21 882-0268
tafco@safineh.net

IRL **Ireland**
A.P. Haslam Ltd.
14 Sunshine Ind. Estate
Crumlin Road
Dublin 12
Phone +353 1 453-2522
Fax +353 1 453-2949
paul.haslam@aphaslam.ie

IS **Iceland**
Samey Automation Center
Lyngas 13, 210 Garoabaer,
Island
Phone +354 510 5200
Fax +354 510 5201
samey@samey.is

J **Japan**
Nihon Weidmüller Co. Ltd.
Asahi Seimei Bldg. 11F
1-14-1 Fuchucho Fuchu-shi
Tokyo 183-0055 Japan
Phone +81 42 330-7891
Fax +81 42 330-7895
www.weidmuller.co.jp

KWT **Kuwait**
NOURI Industrial Establishment Co.
P.O.Box 2829,
Safat 13029 Kuwait
Phone +965 4333355
Fax +965 4344085
contact@nie-kwt.com

L **Luxembourg**
Please contact
Weidmüller Belgien, Heverlee

LT **Lithuania**
ELEKTROS IRANGA
Tinklu g.29a, 5319 Panevezys,
Lithuania
Phone +370 45582828
Fax +370 45582727
info@eliranga.lt

LV **Latvia**
Elektrosistemas
Kuldigas St. 51,
1046 Riga, Latvia
Phone +371 7070140
Fax +371 7070141
edgars.vilkins@elektrosistemas.lv

MA **Morocco**
Energy-Technics Transfer, S.A.
23 Boulevard Lieutnant
Mohamed El Bakai Tamri
Casablanca 20250
Phone +212 2 343700
Fax +212 2 343699

Worldwide activities

MAL Malaysia
Weidmüller (Malaysia) Sdn. Bhd.
22 Jalan PJS 11/16 Bandar Sunway,
46150 Petaling Jaya,
Selangor Darul Ehsan
Phone +60 3 56337363
Fax +60 3 56336562

MEX Mexico
W Interconnections, S.A. de C.V
Av. Ingenieros Civiles No. 204-B,
Conjunto Industrial Chachapa
72990 Chachapa,
Puebla Mexiko
Phone +52 222 2866247/48/49
Fax +52 222 2866242
clientes@weidmuller.com.mx

MK Macedonia
ES MK Elektrosistem d.o.o.
Ul. Bulevar III makedonske brigade bb
91000 Skoplje
Macedonia
Phone +389 91 460295
Fax +389 91 460298
elektrosistem-mk@mt.net.mk

N Norway
Siv. Ing. J. F. Knudtzen A/S
Billingstadsletta 97
1396 Billingstad
P.O. Box 160
1378 Nesbru
Phone +47 66 983350
Fax +47 66 980955
patorgersbraaten@jfknudtzen.no

NIC Nicaragua
Please contact
ELVATRON S. A., Costa Rica

NL Netherlands
Weidmüller Benelux B.V.
Franciscusweg 221
1216 SE Hilversum
Postbus 1505
1200 BM Hilversum
Phone +31 35 6261261
Fax +31 35 6234569
info@weidmuller.nl
www.weidmuller.nl

NZ New Zealand
Cuthbert S. Steward Limited
27 Te Puni Street
POB 38496 Petone
Petone, Wellington
Phone +64 4 5686156
Fax +64 4 5686056

OM Oman
Please contact
Weidmüller Middle East
United Arab Emirates

P Portugal
Weidmüller - Sistemas de
Interface, S. A.
Estrada Outeiro Polima, Lote B,
N° B2, Escritório 2 - Abóboda
2785-518 Sao Domingos de Rana
Phone +351 21 4459190
Fax +351 21 4455871
weidmuller@mail.telepac.pt
www.weidmuller.pt

PA Panama
Please contact
ELVATRON S. A., Costa Rica

PE Peru
DIN AUTOMATIZACION S. A.
Rimac Pampa 385 - Maranga
Lima 32
Phone +51 1 4511733
Fax +51 1 4491095
din_aut@terra.com.pe

PK Pakistan
Access Technology Networks
(ATN) Pvt Ltd.
No 47 College Road
Sector F-7/2
Islamabad
Phone +92 51 275698
Fax +92 51 275665

PL Poland
Weidmüller Sp. z o.o.
ul. Goledzinowska 10
03-302 Warszawa
Poland
Phone +48 22 5100940
Fax +48 22 5100941

Q Qatar
Please contact
Weidmüller Middle East
United Arab Emirates

RA Argentina
CPI SA
Bauness 2660
1431 Buenos Aires
Phone +54 11 45238008
Fax +54 11 45220546
cpi@satlink.com

RC Taiwan
Fittatek Corp., Ltd.
12 F No. 185 Fu-Kuo Rd,
Tso Ying Dist,
Kaohsiung, Taiwan R.O.C.
Phone +886 7556-0858
Fax +886 7556-3279

RCH Chile
Felipe Bahamondes S.A./ATS AGRO
Servicios Agroindustriales
Maria Luisa Santander 0475
Providencia
Casilla 3425
Santiago
Phone +56 2 341-1271
Fax +56 2 341-1275
felipe@mailblocks.com

RI Indonesia
P. T. Nego Electrindo
Komplek Perkantoran Kramat Centre
Blok-A 18 Jl Kramat Raya No. 7-9
Jakarta 10450
Phone +62 21 3156218
Fax +62 21 3156219

RL Lebanon
Please contact
Weidmüller Middle East
United Arab Emirates

RO Romania
ROMINTERFACE IMPEX SRL
Splaiul Unirii nr. 45, Bl. M 15
sc. 3, ap. 68-69, Sect. 3
74342 Bucuresti
Phone +40 1 3220230
Fax +40 1 3228857
romint@dnt.ro

ROK South Korea
Weidmüller (Korea) Co.,Ltd.
Ocean tower 5F, 760-3,
Woo-1dong, Haeundae-gu, Pusan
Phone +82 51 5564661
Fax +85 51 5567408

RP Philippines
Tradepoints, Inc.
3rd Floor PM Santiago Bldg.
5081 P. Burgos Cor.,
San Mateo Streets
Makati Manila
Phone +63 2 8993294
Fax +63 2 8993306

RUS Russia
Weidmüller Representative office
Shabolovka street 2
119049 Russia, Moskau
Phone +7 095 771-6940
Fax +7 095 771-6941
info@weidmueller.ru
www.weidmueller.ru

S Sweden
Weidmüller AB
Stockholm, Arenavägen 39,
12177 Johanneshov
P.O. Box 10120
12128 Stockholm-Globen
Phone +46 771 43 00 44
Fax +46 8 7272480
mail.stockholm@weidmuller.se

SA Saudi Arabia
Al Abdulkarim Trading
P.O. Box 5777, Dammam
31432 Saudi Arabia
Phone +966 3 833-7110
Fax +966 3 833-8242
info@akte.com.sa

SA Saudi Arabia
Saudi Electric Supply Co.
P.O. Box 3298, Al Khobar
31952 Saudi Arabia
Phone +966 3 882-9546227
Fax +966 3 882-9547
customer.service@sesco-ge.com

SGP Singapore
Weidmüller Pte. Ltd.
Cititech Building
629 Aljunied Road #05-05
Singapore 389838
Phone +65 6841 5311
Fax +65 6841 5377
sales@weidmuller.com.sg
www.weidmuller.com.sg

SK Slovakia
Elektris s.r.o.
Racianska 188
SK 83153 Bratislava, Slovakia
Phone +421 2 49200113
Fax +421 2 44680328
weidmueller@computel.sk

SLO Slovenia
ELEKTROSPOJI d.o.o.
Stegne 25
1000 Ljubljana
Phone +38 6 15113810
Fax +38 6 15111604
elektrospoji@siol.net

SYR Syria
Please contact
Weidmüller Middle East,
United Arab Emirates

T Thailand
Pisanu Engineering &
Construction Co. Ltd.
800/2 Asoke-Dindaeng
Road Dindaeng
Bangkok 10400
Phone +66 2 2459113
Fax +66 2 2463214
pisanu@kanit.co.th

TR Turkey
Weidmüller Elektronik Ticaret Ltd.
Sirketi
Kore Sehitleri Cad. 34/1-7
80300 Zincirlikuyu – Istanbul
Phone +90 212 2730830
Fax +90 212 2740874
info@weidmuller.com.tr

UA Ucraine
TEKO Interface
Per.Industrialny 2
03056 - Kiev
Phone +380 04463 57760
Fax +380 04463 91082
elektro@panko.kiev.ua

UAE U.A.E. United Arab Emirates
Weidmüller Middle-East
P.O. Box 62448
Dubai
Phone +971 4 3522215, 3523043
Fax +971 4 3599950

USA USA
W-Interconnections, Inc.
821 Southlake Boulevard,
Richmond, VA 23236
Phone +1 804 7942877
Fax +1 804 3792593
info@weidmuller.com
www.weidmuller.com

VN Vietnam
Thien Nghi Trading Pte
60B Tan Da Street
District 5 Ho Chi Min
Phone +84 8 8555387
Fax +84 8 8549304

YU Yugoslavia
ES YU Elektrosistem d.o.o.
ul. Pariske komune 41
11070 Novi Beograd
Serbia
Phone +381 11 697212, 693608
Fax +381 11 697212, 693608
esyu@infosky.net
www.elektrosistem.co.yu

Y Venezuela
Somerinca C. A.
Edificio Esteban Piso 2
Calle Vargas Bolleita Notre
Caracas 1070 A
Venezuela
Phone +58 212 2352748
Fax +58 212 2385625
hcastrog@somerincayv.com

ZA South Africa
RAD Interface Pty. Ltd.
5 Bundo Road
Sebenza Extension
Edenvale 1609
P.O.Box 193
Edenvale 1610
Phone +27 11 452-1930
Fax +27 11 452-6455

D Other countries
Weidmüller Interface GmbH & Co. KG
P.O. Box 3030
D-32720 Detmold
Phone +49 5231 14-0
Fax +49 5231 14-20 83
info@weidmueller.com
www.weidmueller.com

We cannot guarantee that there are no mistakes in the publications or software provided by us to the customer for the purpose of making orders.

We try our best to correct any fault as soon as it is located. For this purpose we make all corrections, which have been made after publishing a catalogue, available on our website at www.weidmueller.com.
For your convenience we list order no. and catalogue page along.

This Internet-database is part of our catalogue.

All orders are based on our general terms of delivery, which can be reviewed on the websites of our group companies where you placed your order. On demand we can also send the general terms of delivery to you.